



FINANCIAL TEAR SHEET

Primary IR Contact

Investor Relations

E-mail: amazon-ir@amazon.com

Stock Performance

AMZN (Common Stock)

Exchange	NASDAQ (US Dollar)
Price	\$1009.13
Change (%)	0.00 (0.00%)
Volume	13,499
52 Week Low	\$710.10
Market Cap	\$484,765,381,990
Rolling EPS	3.96
PE Ratio	254.626
Shares Outstanding	480,379,517

Data as of 10/17/17 4:00 p.m. ET



Recent Headlines & Events

10/16/17

[Amazon.com Unwraps its 2017 Holiday Toy List, Electronics Gift Guide and Home Gift Guide](#)

10/12/17





[Amazon.com to Webcast Third Quarter 2017 Financial Results Conference Call](#)

10/12/17

[AWS and Microsoft Announce Gluon, Making Deep Learning Accessible to All Developers](#)

Date	Title
10/26/17 2:30 p.m. PT	Q3 2017 Amazon.com Inc Earnings Conference Call

SEC Filings

Filing Date	Form	
09/08/17	8-K/A	
09/07/17	4	
08/28/17	8-K	
08/24/17	8-K	

Corporate Governance

Jeffrey P. Bezos President, Chief Executive Officer and Chairman of the Board

Brian T. Olsavsky Senior Vice President and Chief Financial Officer

Jeffrey M. Blackburn Senior Vice President, Business Development

Andrew R. Jassy Chief Executive Officer, Amazon Web Services

Shelley L. Reynolds Vice President, Worldwide Controller and Principal Accounting Officer

Jeffrey A. Wilke CEO Worldwide Consumer

David A. Zapolsky Senior Vice President, General Counsel and Secretary

Data provided by Nasdaq. Minimum 15 minutes delayed.