



Corporate Profile

About The Finish Line, Inc.

The Finish Line, Inc. is a premium retailer that carries the latest and greatest shoes, apparel and accessories. Headquartered in Indianapolis, Finish Line runs approximately 950 branded locations in U.S. malls and shops inside Macy's department stores. Finish Line employs more than 14,000 associates who connect customers to sneaker culture through style and sport. Shop online at www.finishline.com or get access to everything on the Finish Line app. Also keep track of what's fresh by following Finish Line on Instagram, Snapchat and Twitter.

Stock Performance

FINL (FINL)

Exchange	NASDAQ (US Dollar)
Price	\$12.13
Change (%)	▲ 0.41 (3.50%)
Volume	3,787,376
52 Week Low	\$6.90
Market Cap	\$488,050,550
Rolling EPS	0.32
PE Ratio	36.5907
Shares Outstanding	40,235,000

Data as of 12/15/17 4:00 p.m. ET



Recent Headlines

12.12.17 - 3:01 p.m.

[The Finish Line Youth Foundation Donates \\$373,070 in Q3 2017](#)

12.07.17 - 8:00 a.m.

[Finish Line Third Quarter Fiscal Year 2018 Earnings Release Notification](#)





11.09.17 - 12:12 p.m.

[Finish Line to Unveil Updated Store Design at Los Angeles Flagship Store](#)

Upcoming Events

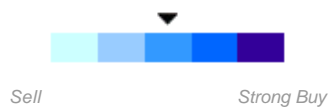
DATE	TITLE
12/21/17 8:30 a.m. ET	Q3 2018 Finish Line Earnings Conference Call

SEC Filings

FILING DATE	FORM	DESCRIPTION	
12/11/17	4	Statement of changes in beneficial ownership of securities	
12/11/17	4	Statement of changes in beneficial ownership of securities	
12/11/17	4	Statement of changes in beneficial ownership of securities	
12/11/17	4	Statement of changes in beneficial ownership of securities	

Analyst Estimates / Ratings

Mean Recommendation: **3.3**



EPS TREND

		Current	30 Days Ago	90 Days Ago
QTR	Nov 17	-0.36	-0.36	-0.35
QTR	Feb 18	0.54	0.55	0.56
QTR	May 18	0.20	0.20	0.22
QTR	Aug 18	0.17	0.17	0.25
FY	Feb 18	0.53	0.54	0.57
FY	Feb 19	0.58	0.59	0.67

Ownership Summary

SHAREHOLDERS

	Holders	Value (\$MM)	% O/S	Shares
Institution	257	608.95	129.1	51,878,439
Mutual Fund	285	232.03	50.4	20,244,151
Insider *	16	9.10	1.9	760,387

**Insider values reflect direct beneficial ownership.*

TOP HOLDERS

	Shares Held	% O/S	Share Change	Filing Date
BlackRock Institutional Trust Company, N.A.	4,617,900	11.5	43,897	09/30/17
The Vanguard Group, Inc.	3,686,506	9.2	281,103	09/30/17
Sports Direct International Plc	3,328,600	8.3	154,400	11/17/17
ING Bank N.V.	3,130,000	7.8	1,180,000	10/05/17
Dimensional Fund Advisors, L.P.	3,129,872	7.8	-286,483	09/30/17
Monecor (London) Ltd	2,945,581	7.3	-3,900,000	10/31/17
LSV Asset Management	2,010,559	5.0	-11,300	09/30/17
Deutsche Asset Management Americas	1,715,155	4.3	415,594	09/30/17
Boston Partners	1,580,418	3.9	-214,118	09/30/17
State Street Global Advisors (US)	1,559,223	3.9	88,484	09/30/17

Data provided by Nasdaq. Minimum 15 minutes delayed. [View Attributions and Sources](#)