



FINANCIAL TEAR SHEET

Stock Performance

| HSIC (Common) | |
|----------------------------------|-----------------------|
| Exchange | NASDAQ GS (US Dollar) |
| Price | \$67.02 |
| Change (%) | ▼ 0.65 (0.96%) |
| Volume | 1,262,401 |
| 52 Week Low | \$53.89 |
| Market Cap | \$9,990,971,985 |
| Rolling EPS | 3.55 |
| PE Ratio | 18.8789 |
| Shares Outstanding | 149,074,485 |
| Data as of 05/24/19 4:00 p.m. ET | |




Recent Headlines & Events

| Date | Title | | Date | Title |
|----------|---|---|-----------------------|---|
| 05/22/19 | Henry Schein Medical Expands Its SolutionsHub Portfolio |  | 05/29/19 1:00 p.m. ET | Stifel's Dental & Veterinary Conference |
| 05/21/19 | Henry Schein Disaster Relief Hotline is Open to Support Customers Affected by Tornadoes and Flooding in the Midwest |  | | |

Analyst Estimates / Ratings

Unable to fulfill request.

Mean Recommendation: **2.6**



SEC Filings

| Filing Date | Form |
|--------------------|-------------------------|
| 05/23/19 | 8-K |
| 05/16/19 | DEFA14A |
| 05/07/19 | 10-Q |
| 05/07/19 | 8-K |

Data provided by Nasdaq. Minimum 15 minutes delayed.