



Corporate Profile

For more than 45 years AMD has driven innovation in high-performance computing, graphics, and visualization technologies — the building blocks for gaming, immersive platforms, and the datacenter. Hundreds of millions of consumers, leading Fortune 500 businesses, and cutting-edge scientific research facilities around the world rely on AMD technology daily to improve how they live, work, and play. AMD employees around the world are focused on building great products that push the boundaries of what is possible.

Primary IR Contact:
AMD Investor Relations
Phone: (408)749-3124
E-mail:
Investor.Relations@amd.com

Stock Performance

AMD (NASDAQ: AMD)
Exchange NASDAQ GS (US Dollar)
Price \$11.37
Change (%) ▼0.03 (0.26%)
Volume 23,798,252
52 Week Low \$8.26
Market Cap \$10,969,760,116
Shares Outstanding 964,798,603

Data as of 11/22/17 4:00 p.m. ET



Recent Headlines

11/20/17

AMD EPYC™ Processor Powers New HPE Gen10 Server to World Records in SPEC CPU® Benchmarks

11/20/17

AMD EPYC™ Processor Powers New HPE Gen10 Server to World Records in SPEC CPU® Benchmarks

11/13/17

AMD Named “Brand of the Year” in Trusted Reviews “Best Tech 2017 Awards”

11/13/17






















AMD Delivers ‘Supercomputing for All’ at SC17 with AMD EPYC™ and AMD Radeon Instinct™ High-Performance Platforms

Upcoming Events

Date	Title
11/28/17 9:00 a.m. MT	Advanced Micro Devices at the Credit Suisse 21st Annual Technology, Media and Telecom Conference

Board of Directors

 Chairman of the Board
  Chairperson
  Member
  Financial Expert

	Audit and Finance Committee	Compensation and Leadership Resources Committee	Innovation and Technology Committee	Nominating & Corporate Governance Committee
John E. Caldwell 				
Nora M. Denzel				
Nicholas M. Donofrio				
Mark Durcan				
John W. Marren				
Joseph A. Householder 				
Michael J. Inglis				
Dr. Lisa T. Su*				
Abhi Talwalkar				
Ahmed Yahia*				

* Independent Director

Ownership Summary

Shareholders				
	Holders	Value (\$MM)	% O/S	Shares
Institution	666	8,500.88	69.2	667,761,790
Mutual Fund	905	3,771.10	32.6	314,428,377
Insider *	10	74.61	0.7	6,291,116

*Insider values reflect direct beneficial ownership.

Top Holders				
	Shares Held	% O/S	Share Change	Filing Date
The Vanguard Group, Inc.	92,252,602	9.6	-840,017	09/30/17
Mubadala Investment Company PJSC	56,906,166	5.9	-40,000,000	08/04/17
Wellington Management Company, LLP	44,706,838	4.6	7,663,014	09/30/17
BlackRock Institutional Trust Company, N.A.	43,640,114	4.5	1,385,804	09/30/17
State Street Global Advisors (US)	31,440,219	3.3	-319,464	09/30/17
Fidelity Management & Research Company	27,025,081	2.8	3,429,346	09/30/17
Discovery Capital Management, LLC	21,880,665	2.3	2,388,800	09/30/17
OppenheimerFunds, Inc.	20,053,813	2.1	-18,566	09/30/17
Nuveen LLC	16,463,863	1.7	4,353,916	09/30/17
Baillie Gifford & Co.	14,730,102	1.5	-74,889	09/30/17

Data provided by Nasdaq. Minimum 15 minutes delayed.

© 2015 Advanced Micro Devices, Inc.