

## Financial Tear Sheet

### Corporate Profile

Brookdale Senior Living Inc. is the leading operator of senior living communities throughout the United States. The Company is committed to providing senior living solutions primarily within properties that are designed, purpose-built and operated to provide the highest-quality service, care and living accommodations for residents. Currently Brookdale operates independent living, assisted living, and dementia-care communities and continuing care retirement centers, with approximately 1,150 communities in 46 states and the ability to serve over 111,000 residents. Through its ancillary services program, the Company also offers a range of outpatient therapy, home health, personalized living and hospice services.

### Primary IR Contact

Ross Roadman  
 Phone: (615) 221-2250  
 E-mail: [rroadman@brookdale.com](mailto:rroadman@brookdale.com)

### Stock Performance

#### BKD (Common Stock)

Exchange	NYSE (US Dollar)
Price	\$6.51
Change (%)	▼ 0.02 (0.31%)
Volume	1,888,745
52 Week Low	\$6.49
Market Cap	\$1,214,589,716
Shares Outstanding	186,572,921

Data as of 03/01/18 1:21 p.m. ET







### Recent Headlines

- 02/22/18 - 6:00 a.m.  
[Brookdale Concludes Strategic Review and Announces Leadership Changes](#)
- 02/22/18 - 6:00 a.m.  
[Brookdale Announces Fourth Quarter and Full Year 2017 Results](#)
- 02/21/18 - 11:36 p.m.  
[Brookdale Announces Fourth Quarter and Full Year 2017 Release and Earnings Call and Update on Strategic Review](#)
- 11/13/17 - 7:01 a.m.  
[Seventeen Brookdale Communities Achieve Annual "Best Nursing Home" Designation](#)

### Upcoming Events

There are currently no events scheduled.

### SEC Filings

Filing Date	Form	
02/28/18	4	
02/28/18	4	
02/28/18	4	
02/28/18	4	

11/06/17 - 4:17 p.m.  
Brookdale Announces Third Quarter 2017  
Results

## Analyst Coverage

Firm	Analyst	Phone
BofA Merrill Lynch	Joanna Gajuk	(646) 855-3961
Jefferies	Brian Tranquilut	(615) 963-8338
JMP	Peter Martin	(415) 835-8904
RBC Capital Markets	Frank Morgan	(615) 372-1331
Stephens	Dana Hambly	(615) 279-4329
Stifel Nicolaus	Chad Vanacore	(518) 587-2581

Brookdale Senior Living Inc. is followed by the analysts listed above. Please note that any opinions, estimates or forecasts regarding Brookdale Senior Living Inc.'s performance made by these analysts are theirs alone and do not represent opinions, forecasts or predictions of Brookdale Senior Living Inc. or its management. Brookdale Senior Living Inc. does not by its reference above or distribution imply its endorsement of or concurrence with such information, conclusions or recommendations.

Last update: December 18, 2014

## Board of Directors

<a href="#">Lee S. Wielansky</a>	Non-Executive Chairman
<a href="#">Lucinda M. Baier</a>	President, Chief Executive Officer and Director
<a href="#">Frank M. Bumstead</a>	Director
<a href="#">Marcus E. Bromley</a>	Director
<a href="#">The Honorable Jackie M. Clegg</a>	Director
<a href="#">Jeffrey R. Leeds</a>	Director
<a href="#">James R. Seward</a>	Director

## Management Team

<a href="#">Lucinda M. Baier</a>	President, Chief Executive Officer and Director
<a href="#">Bryan D. Richardson</a>	Executive Vice President and Chief Administrative Officer
<a href="#">Cedric T. Coco</a>	Executive Vice President and Chief People Officer
<a href="#">Mary Sue Patchett</a>	Executive Vice President – Community and Field Operations
<a href="#">H. Todd Kaestner</a>	Executive Vice President - Corporate Development
<a href="#">George T. Hicks</a>	Executive Vice President - Finance and Treasurer
<a href="#">Chad C. White</a>	Executive Vice President, General Counsel and Secretary

## Ownership Summary

Shareholders				
	Holders	Value (\$MM)	% O/S	Shares
Institution	313	1,965.07	107.6	200,758,794
Mutual Fund	293	641.36	34.8	64,883,152
Insider *	17	36.96	1.7	3,171,353

\*Insider values reflect direct beneficial ownership.

Top Holders				
	Shares Held	% O/S	Share Change	Filing Date
Glenview Capital Management, LLC	18,250,718	9.8	2,500,000	12/31/17
The Vanguard Group, Inc.	15,431,334	8.3	285,379	12/31/17
Dimensional Fund Advisors, L.P.	13,365,237	7.2	1,397,236	12/31/17
Morgan Stanley & Co. LLC	8,252,687	4.4	4,669,477	12/31/17
BlackRock Institutional Trust Company, N.A.	7,639,576	4.1	-254,896	12/31/17
Invesco Advisers, Inc.	7,386,900	4.0	-1,265,349	12/31/17
Land & Buildings Investment Management LLC	6,816,974	3.7	1,816,200	12/31/17
Camber Capital Management LLC	6,500,000	3.5	1,100,000	12/31/17
Macquarie Investment Management	6,218,737	3.3	1,758,847	12/31/17
Wellington Management Company, LLP	5,113,949	2.7	-324,921	12/31/17

Powered By **EDGAR**Online

Replication or redistribution of EDGAR Online, Inc. content is expressly prohibited without the prior written consent of EDGAR Online, Inc. EDGAR Online, Inc. shall not be liable for any errors or delays in the content, or for any actions taken in reliance thereon.

Minimum 20 minutes delayed