



Financial Tear Sheet

Corporate Profile

NCI is a leading provider of information technology (IT) and professional services and solutions to U.S. Federal Government agencies. NCI's award-winning expertise encompasses areas critical to its customers' mission objectives, including enterprise systems management; network engineering; cybersecurity and information assurance; software development and systems engineering; program management and lifecycle support; engineering and logistics; health IT and informatics; and training and simulation. The company is a member of the Russell 2000 and the S&P Small Cap 600 indexes. Headquartered in Reston, Virginia, NCI has approximately 2,300 employees at approximately 100 locations worldwide.

Stock Quote

NCIT (Common Stock)	
Exchange	NASDAQ (US Dollar)
Price	\$20.00
Change (%)	▲ 0.05 (0.25%)
Volume	79,351
52 Week Low	\$10.98
Market Cap	\$272,340,000
Rolling EPS	0.42
PE Ratio	47.7959
Shares Outstanding	13,617,000

Data as of 08/15/17 4:00 p.m. ET

Stock chart for: NCIT.O





Recent News

Date	Title
08/15/17	Affiliates of H.I.G. Capital Successfully Complete Acquisition of NCI, Inc.
08/14/17	Affiliates of H.I.G. Capital Successfully Complete Tender Offer to Acquire NCI, Inc.
07/31/17	NCI Announces Early Termination of Hart-Scott-Rodino Waiting Period for HIG Capital, LLC's Acquisition of NCI, Inc.
07/24/17	Health IT and Cybersecurity Expert Joins NCI

Upcoming Events

There are currently no events scheduled.

SEC Filings

Filing Date	Form	
09/11/17	SC 13G/A	
08/25/17	15-12G	
08/15/17	4	
08/15/17	4	

PRIMARY IR CONTACT

Investor Relations
NCI, Inc.
Phone: (703) 707-6900
E-mail: investor@nciinc.com

Ownership Summary

Shareholders				
	Holders	Value (\$MM)	% O/S	Shares
Institution	6	22.61	0.0	1,522,635
Mutual Fund	3	.19	0.0	12,457
Insider *	0	.00	0.0	0

*Insider values reflect direct beneficial ownership.

Top Holders				
	Shares Held	% O/S	Share Change	Filing Date
Narang Family Trust	1,412,100	0.0	0	04/27/17
Clark (Brian J CPA)	82,962	0.0	-76,728	04/27/17
de Vito (Marco F)	24,694	0.0	-40,000	04/27/17
Florida State Board of Administration	2,448	0.0	2,448	03/31/17
Metropolitan Life Insurance Co. (US)	422	0.0	-1,237	12/31/16
GO ETF Solutions LLP	9	0.0	0	12/31/16

Data provided by Nasdaq. Minimum 15 minutes delayed.