

Stock Performance

COSI (Common Stock)

Exchange	NASDAQ (US Dollar)
Price	\$2.70
Change (%)	▼ 0.1 (3.57%)
Volume	574,518
52 Week Low	\$0.94
Market Cap	\$67,545,900
Rolling EPS	-0.87
PE Ratio	N/A
Shares Outstanding	25,017,000
Data as of 01/28/15 4:00 p.m. ET	




Recent Headlines & Events

- 01/22/15 - 6:30 a.m.
[Cosi, Inc. Chief Financial Officer Resigns, Company Appoints Interim Chief Financial Officer](#)
- 01/07/15 - 6:00 a.m.
[Cosi, Inc : Reports Fourth Quarter and Period 12 2014 Comparable Restaurant Sales](#)
- 12/29/14 - 6:30 a.m.
[Cosi, Inc : Announces Changes in Its Board of Directors, Effective as of January 1, 2015](#)

There are currently no events scheduled.

Analyst Estimates / Ratings





Mean Recommendation: **3.0**



EPS Trend

		Current	30 Days Ago	90 Days Ago
QTR	Dec 14	-0.07	-0.07	-0.07
QTR	Mar 15	-0.03	-0.03	-0.03
QTR	Jun 15	-0.04	-0.04	-0.04
QTR	Sep 15	-0.02	-0.02	-0.02
FY	Dec 14	-0.71	-0.71	-0.71
FY	Dec 15	-0.12	-0.12	-0.12

SEC Filings

Filing Date	Form	
01/22/15	8-K	
01/13/15	SC 13D	
01/07/15	8-K	
01/06/15	8-K	

Corporate Governance

R. J. Dourney	CEO & President, Director
Richard Bagge	Chief Financial Officer
Vicki Baue	CCO & GC (CLO), VP HR, Asst. Secretary
Bryan Marks	V. P. Operations
Kate Shehan	V. P. HR
Joyce Lee	V. P. Marketing
Jennifer Silveira	V. P. Supply Chain Management
Jim Lux	V. P. IT

Ownership Summary

Shareholders				
	Holders	Value (\$MM)	% O/S	Shares
Institution	--	--	--	--
Mutual Fund	--	--	--	--
Insider *	--	--	--	--

*Insider values reflect direct beneficial ownership.

Powered By **EDGAR**Online

Replication or redistribution of EDGAR Online, Inc. content is expressly prohibited without the prior written consent of EDGAR Online, Inc. EDGAR Online, Inc. shall not be liable for any errors or delays in the content, or for any actions taken in reliance thereon.

Minimum 20 minutes delayed