



Financial Tear Sheet

Corporate Profile

AMETEK, Inc. is a leading global manufacturer of electronic instruments and electromechanical devices with 2015 sales of \$4.0 billion.

AMETEK consists of two operating groups:

Electronic Instruments - a leader in the design and manufacture of advanced instruments for the aerospace, power, process and industrial markets.

Electromechanical - a differentiated supplier of electrical interconnects, precision motion control solutions, specialty metals, thermal management systems, and floor care and specialty motors.

AMETEK's Corporate Growth Plan is founded on four key strategies: Operational Excellence, Strategic Acquisitions, Global & Market Expansion, and New Products. Its objectives are double-digit annual percentage growth in earnings per share and a superior return on total capital.

AMETEK has been publicly traded on the NYSE since 1930 and is a component of the S&P 500.

Stock Performance

AME (Common Stock)

Exchange	NYSE (US Dollar)
Price	\$62.94
Change (%)	▲ 0.15 (0.24%)
Volume	875,060
52 Week Low	\$43.98
Market Cap	\$14,526,261,532
Last 12 Months EPS	2.28
PE Ratio	27.4831
Shares Outstanding	230,795,385

Data as of 08/18/17 4:02 p.m. ET



Recent Headlines & Events

08/04/17 - 8:00 a.m.

AMETEK Announces Two Executive Appointments

08/04/17 - 8:00 a.m.

AMETEK Declares Quarterly Dividend of Nine Cents Per Share

08/02/17 - 6:55 a.m.

AMETEK Announces Strong Second Quarter 2017 Results

There are currently no events scheduled.

Analyst Coverage

Firm	Analyst
Alembic Global Advisors	Matt Summerville
Atlantic Equities	Richard Radbourne
Bank of America	Andrew Obin
BMO Capital Markets	R. Scott Graham
Cowen & Co	Joe Giordano
Gabelli	Jim Founq
Janney	Michael Gaugler
Jefferies	Bhupender Bohra
KeyBanc Capital	Steve Barger
Langenberg & Co.	Brian Langenberg
Morgan Stanley	Nigel Coe
Morningstar	Barbara Noverini
Oppenheimer	Christopher Glynn
RBC Capital Markets	Deane Dray
Robert Baird	Rick Eastman
Stifel	Robert McCarthy
Vertical Research	Brett Linzey
Wells Fargo	Allison Poliniak

Corporate Executive Office

David A. Zapico

Chairman of the Board and Chief Executive Officer

William J. Burke

Executive Vice President and Chief Financial Officer

Tony J. Ciampitti

President, Electronic Instruments

John W. Hardin

President, Electronic Instruments

Timothy N. Jones

President, Electromechanical Group





Thomas C. Marecic

President, Electronic Instruments

Ronald J. Oscher

Chief Administrative Officer

SEC Filings

Filing Date	Form	Issuer	
08/15/17	4	VARET ELIZEBETH R	
08/07/17	4	MONTGOMERY THOMAS M	
08/07/17	4	Hardin John Wesley	
08/02/17	10-Q		

Ownership Information

Shareholders

	Holders	Value (\$MM)	% O/S	Shares
Institution	721	12,794.18	92.1	212,479,006
Mutual Fund	1,255	7,137.07	52.5	121,250,396
Insider *	20	179.12	1.3	3,030,249

**Insider values reflect direct beneficial ownership.*

Top Holders

	Shares Held	% O/S	Share Change	Filing Date
The Vanguard Group, Inc.	22,577,145	9.8	687,292	06/30/17
Fidelity Management & Research Company	17,597,048	7.6	-3,625,588	06/30/17
BlackRock Institutional Trust Company, N.A.	10,552,090	4.6	210,647	06/30/17
Wellington Management Company, LLP	10,072,279	4.4	-456,028	06/30/17
State Street Global Advisors (US)	9,341,253	4.1	-240,469	06/30/17
Janus Henderson Investors	6,403,670	2.8	6,374,794	06/30/17
Capital Research Global Investors	6,277,378	2.7	121,862	06/30/17
Select Equity Group, L.P.	5,168,487	2.2	3,221,267	06/30/17
MFS Investment Management	4,609,319	2.0	33,501	06/30/17
Boston Partners	4,301,460	1.9	862,044	06/30/17

Data provided by Nasdaq. Minimum 15 minutes delayed.

Data provided by Nasdaq. Minimum 15 minutes delayed. View [Attributions and Sources](#)