



# Deutsche Bank's 10th Annual Global Industrials & Materials Summit

Don Allan | Executive Vice President and CFO

June 5, 2019

# Cautionary Statements



This presentation contains “forward-looking statements,” that is, statements that address future, not past events. In this context, forward-looking statements often address our expected future business and financial performance and financial condition, and often contain words such as: “expect,” “anticipate,” “intend,” “plan,” “believe,” “seek,” or “will.” Forward-looking statements by their nature address matters that are, to different degrees, uncertain. These statements are based on assumptions of future events that may not prove accurate. They are also based on our current plans and strategy and such plans and strategy could change in the future. Actual results may differ materially from those projected or implied in any forward-looking statements. Please refer to our most recent SEC filings, including our 2018 Annual Report on Form 10-K, subsequently filed Quarterly reports on Form 10-Q, as well as our other filings with the SEC, for detailed information regarding factors that could cause or contribute to actual results differing materially from those expressed or implied in such forward-looking statements. We do not undertake to update our forward-looking statements.

# A Global Leader With World Class Franchises

## STANLEY BLACK & DECKER (NYSE: SWK)

2018 Revenue: \$14.0B

Market Cap: \$21.7B

Cash Dividend Yield: 1.8%

*Dividend Paid Consecutively For 143 Years; Increased For Past 51 Consecutive Years*

### Industrial \$2.2B

- STANLEY Engineered Fastening
- Infrastructure

Industrial

Security

Tools  
& Storage

### Tools & Storage \$9.8B

- Power Tools & Equipment
- Hand Tools, Accessories & Storage

### Security \$2.0B

- Commercial Electronic Security
- Mechanical Access

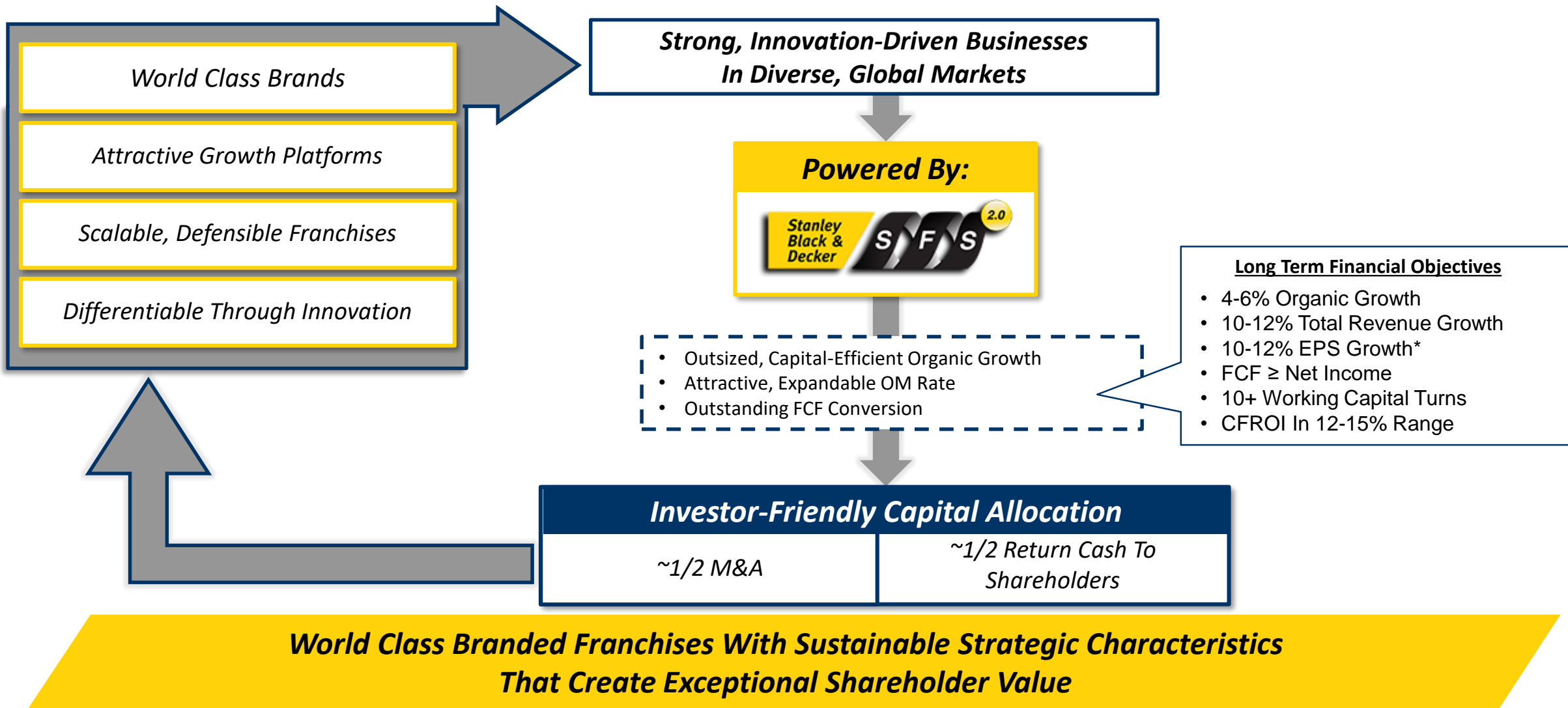
## Vision

Known For Innovation

Continued Top Quartile Performance


Social Responsibility

# Stanley Black & Decker Value Creation Model



# Looking Ahead

## Growth Catalysts Abound



## Supporting Margin Expansion

~\$300M - \$500M By 2022

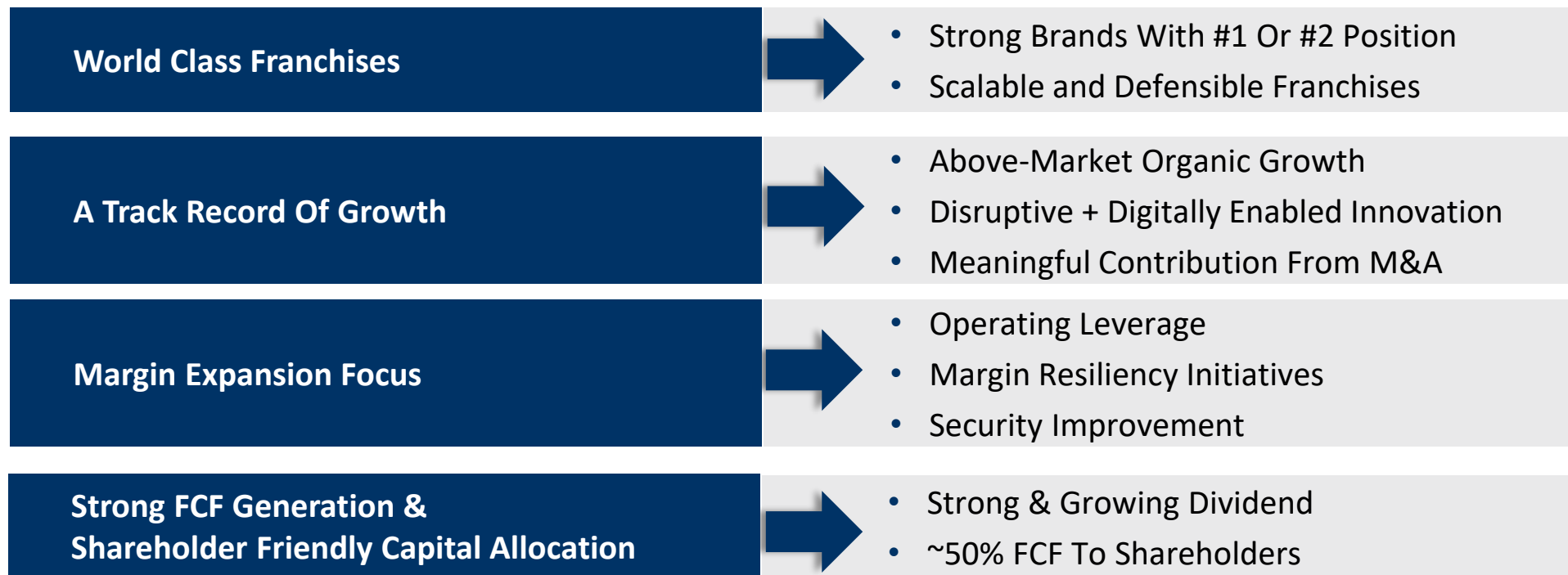
### Advanced Analytics

- 1 Price/Margin Excellence
- 2 Next Generation Procurement
- 3 Supply Chain & Industry 4.0
- 4 Indirect Spend & Functional Excellence

Technology Enabled | Scalable Framework |  
Gross & Operating Margin Focus

Continuing To Position Company For Above Market Growth With Operating Leverage

# Why Invest In Stanley Black & Decker?



*StanleyBlack&Decker*

**Q&A**

**THANK YOU**