





Green Plains Partners LP is a fee-based, limited partnership formed by our parent, Green Plains Inc., to provide ethanol and fuel storage, terminal and transportation services by owning, operating, developing and acquiring ethanol and fuel storage tanks, terminals, transportation assets and other related assets and businesses. We intend to seek opportunities to grow our business by pursuing organic projects and acquisitions of complementary assets from third parties in cooperation with our parent.

UNITED STATES SECURITIES AND EXCHANGE COMMISSION  
Washington, D.C. 20549

**FORM 10-K**

**ANNUAL REPORT PURSUANT TO SECTION 13 OR 15(d) OF THE SECURITIES EXCHANGE ACT OF 1934**

For the fiscal year ended December 31, 2016

or

**TRANSITION REPORT PURSUANT TO SECTION 13 OR 15(d) OF THE SECURITIES EXCHANGE ACT OF 1934**

For the transition period from \_\_\_ to \_\_\_

**Commission File Number 001-37469**

**GREEN PLAINS PARTNERS LP**

(Exact name of registrant as specified in its charter)

**Delaware**

(State or other jurisdiction of incorporation or organization)

**47-3822258**

(I.R.S. Employer Identification No.)

**1811 Aksarben Drive, Omaha, NE 68106**

(Address of principal executive offices, including zip code)

**(402) 884-8700**

(Registrant's telephone number, including area code)

Securities registered pursuant to Section 12(b) of the Act: **Common Units Representing Limited Partnership Interest**

Name of exchanges on which registered: **Nasdaq Global Market**

Securities registered pursuant to Section 12(g) of the Act: **None**

Indicate by check mark if the registrant is a well-known seasoned issuer, as defined in Rule 405 of the Securities Act.

Yes  No

Indicate by check mark if the registrant is not required to file reports pursuant to Section 13 or Section 15(d) of the Act.

Yes  No

Indicate by check mark whether the registrant (1) has filed all reports required to be filed by Section 13 or 15(d) of the Securities Exchange Act of 1934 during the preceding 12 months (or for such shorter period that the registrant was required to file such reports), and (2) has been subject to such filing requirements for the past 90 days.

Yes  No

Indicate by check mark whether the registrant has submitted electronically and posted on its corporate Web site, if any, every Interactive Data File required to be submitted and posted pursuant to Rule 405 of Regulation S-T (§232.405 of this chapter) during the preceding 12 months (or for such shorter period that the registrant was required to submit and post such files).

Yes  No

Indicate by check mark if disclosure of delinquent filers pursuant to Item 405 of Regulation S-K is not contained herein, and will not be contained, to the best of registrant's knowledge, in definitive proxy or information statements incorporated by reference in Part III of this Form 10-K or any amendment to this Form 10-K.

Indicate by check mark whether the registrant is a large accelerated filer, an accelerated filer, a non-accelerated filer, or a smaller reporting company. See the definitions of "large accelerated filer," "accelerated filer" and "smaller reporting company" in Rule 12b-2 of the Exchange Act.

Large accelerated filer  Accelerated filer  Non-accelerated filer  Smaller reporting company

Indicate by check mark whether the registrant is a shell company (as defined in Rule 12b-2 of the Exchange Act).

Yes  No

The aggregate market value of the registrant's common units held by non-affiliates of the registrant as of June 30, 2016, based upon the last sale price of the common units on such date, was approximately \$245.0 million. For purposes of this calculation, executive officers and directors are deemed to be affiliates of the registrant.

As of February 14, 2017, the registrant had 15,910,658 common units and 15,889,642 subordinated units outstanding.

## TABLE OF CONTENTS

	<b>Page</b>
<b>PART I</b>	
Commonly Used Defined Terms	2
Item 1. Business.	5
Item 1A. Risk Factors.	13
Item 1B. Unresolved Staff Comments.	38
Item 2. Properties.	38
Item 3. Legal Proceedings.	38
Item 4. Mine Safety Disclosures.	38
<b>PART II</b>	
Item 5. Market for Registrant’s Common Equity, Related Stockholder Matters and Issuer Purchases of Equity Securities.	39
Item 6. Selected Financial Data.	40
Item 7. Management’s Discussion and Analysis of Financial Condition and Results of Operations.	43
Item 7A. Quantitative and Qualitative Disclosures About Market Risk.	52
Item 8. Financial Statements and Supplementary Data.	53
Item 9. Changes in and Disagreements With Accountants on Accounting and Financial Disclosure.	53
Item 9A. Controls and Procedures.	53
Item 9B. Other Information.	54
<b>PART III</b>	
Item 10. Directors, Executive Officers and Corporate Governance.	55
Item 11. Executive Compensation.	59
Item 12. Security Ownership of Certain Beneficial Owners and Management and Related Stockholder Matters.	64
Item 13. Certain Relationships and Related Transactions and Director Independence.	65
Item 14. Principal Accounting Fees and Services.	69
<b>PART IV</b>	
Item 15. Exhibits, Financial Statement Schedules.	71
Signatures.	74

## Commonly Used Defined Terms

The abbreviations, acronyms and industry terminology used in this annual report are defined as follows:

### *Green Plains Partners LP and Subsidiaries:*

Birmingham BioEnergy	Birmingham BioEnergy Partners LLC, a subsidiary of BlendStar LLC
BlendStar	BlendStar LLC and its subsidiaries, the partnership's predecessor for accounting purposes
Green Plains Ethanol Storage	Green Plains Ethanol Storage LLC
Green Plains Operating Company	Green Plains Operating Company LLC
Green Plains Partners; the partnership	Green Plains Partners LP and its subsidiaries
Green Plains Trucking II	Green Plains Trucking II LLC
MLP predecessor	BlendStar LLC and its subsidiaries, and the assets, liabilities and results of operations of the ethanol storage and leased railcar assets contributed by Green Plains

### *Green Plains Inc. and Subsidiaries:*

Green Plains; our parent or sponsor	Green Plains Inc. and its subsidiaries
Green Plains Holdings	Green Plains Holdings LLC; our general partner
Green Plains Obion	Green Plains Obion LLC
Green Plains Trade	Green Plains Trade Group LLC
Green Plains Trucking	Green Plains Trucking LLC

### *Other Defined Terms:*

ARO	Asset retirement obligation
ASC	Accounting Standards Codification
Bgy	Billion gallons per year
BNSF	BNSF Railway Company
CAFE	Corporate Average Fuel Economy
CARB	California Air Resources Board
Clean Water Act	Water Pollution Control Act of 1972
CSX	CSX Transportation, Inc.
DOT	U.S. Department of Transportation
E15	Gasoline blended with up to 15% ethanol by volume
E85	Gasoline blended with up to 85% ethanol by volume
EBITDA	Earnings before interest, taxes, depreciation and amortization
EIA	U.S. Energy Information Administration
EISA	Energy Independence and Security Act of 2007, as amended
EPA	U.S. Environmental Protection Agency
EVWR	Evansville Western Railway, Inc.
Exchange Act	Securities Exchange Act of 1934, as amended
FRA	Federal Railroad Administration
GAAP	U.S. Generally Accepted Accounting Principles
ILUC	Indirect land usage charge
IPO	Initial public offering of Green Plains Partners LP
IRA	Individual retirement account
IRS	Internal Revenue Service
JOBS Act	Jumpstart Our Business Startups Act of 2012
KCS	Kansas City Southern Railway Company
LCFS	Low Carbon Fuel Standard
LIBOR	London Interbank Offered Rate
LTIP	Green Plains Partners LP 2015 Long-Term Incentive Plan
Mmg	Million gallons
Mmgy	Million gallons per year
MTBE	Methyl tertiary-butyl ether

Nasdaq	The Nasdaq Global Market
NEO	Named executive officer
NMTC	New markets tax credits
OSHA	U.S. Occupational Safety and Health Administration
Partnership agreement	First Amended and Restated Agreement of Limited Partnership of Green Plains Partners LP, dated as of July 1, 2015, between Green Plains Holdings LLC and Green Plains Inc.
PCAOB	Public Company Accounting Oversight Board
PHMSA	Pipeline and Hazardous Materials Safety Administration
RFS II	Renewable Fuels Standard II
RIN	Renewable identification number
Securities Act	Securities Act of 1933
SEC	Securities and Exchange Commission
U.S.	United States
USDA	U.S. Department of Agriculture

## Cautionary Statement Regarding Forward-Looking Statements

The SEC encourages companies to disclose forward-looking information so investors can better understand future prospects and make informed investment decisions. As such, forward-looking statements are included in this report or incorporated by reference to other documents filed with the SEC.

Forward-looking statements are made in accordance with safe harbor provisions of the Private Securities Litigation Reform Act of 1995. These statements are based on current expectations which involve a number of risks and uncertainties and do not relate strictly to historical or current facts, but rather to plans and objectives for future operations. These statements include words such as “anticipate,” “believe,” “continue,” “estimate,” “expect,” “intend,” “outlook,” “plan,” “predict,” “may,” “could,” “should,” “will” and similar words and phrases as well as statements regarding future operating or financial performance or guidance, business strategy, environment, key trends and benefits of actual or planned acquisitions.

Factors that could cause actual results to differ from those expressed or implied are discussed in this report under *Item 1A – Risk Factors* or incorporated by reference. Specifically, we may experience fluctuations in future operating results due to changes in general economic, market or business conditions; foreign imports of ethanol; fluctuations in demand for ethanol and other fuels; risks of accidents or other unscheduled shutdowns affecting our assets, including mechanical breakdown of equipment or infrastructure; risks associated with changes to federal policy or regulation; ability to comply with changing government usage mandates and regulations affecting the ethanol industry; price, availability and acceptance of alternative fuels and alternative fuel vehicles, and laws mandating such fuels or vehicles; changes in operational costs at our facilities and for our railcars; failure to realize the benefits projected for capital projects; competition; inability to successfully implement growth strategies; the supply of corn and other feedstocks; unusual or severe weather conditions and natural disasters; ability and willingness of parties with whom we have material relationships, including Green Plains Trade, to fulfill their obligations; labor and material shortages; changes in the availability of unsecured credit and changes affecting the credit markets in general; and other risk factors detailed in our reports filed with the SEC.

We believe our expectations regarding future events are based on reasonable assumptions; however, these assumptions may not be accurate or account for all risks and uncertainties. Consequently, forward-looking statements are not guaranteed. Actual results may vary materially from those expressed or implied in our forward-looking statements. In addition, we are not obligated and do not intend to update our forward-looking statements as a result of new information unless it is required by applicable securities laws. We caution investors not to place undue reliance on forward-looking statements, which represent management’s views as of the date of this report or documents incorporated by reference.

## PART I

### Item 1. Business.

References to “we,” “our,” “us” or the “partnership” used in present tense for periods beginning on or after July 1, 2015, refer to Green Plains Partners LP and its subsidiaries. References to the “MLP predecessor” used in a historical context for periods ended on or before June 30, 2015, refer to BlendStar LLC and its subsidiaries, the partnership’s predecessor for accounting purposes, and the assets, liabilities and results of operations of the ethanol storage and leased railcar assets contributed by Green Plains in connection with the IPO on July 1, 2015. References to our “sponsor” in transactions subsequent to the IPO refer to Green Plains.

#### *Formation and Initial Public Offering and Subsequent Drop Downs*

We are a master limited partnership formed by our parent on March 2, 2015. On July 1, 2015, we completed our IPO of 11,500,000 common units representing limited partner interests. Our common units are traded under the symbol “GPP” on Nasdaq. After completing the IPO, in addition to the interests of BlendStar, we received the assets and liabilities of the ethanol storage and leased railcar assets, previously owned and operated by our parent, in a transfer between entities under common control.

On January 1, 2016, we acquired the ethanol storage and leased railcar assets of the Hereford, Texas and Hopewell, Virginia ethanol production facilities from our sponsor in a transfer between entities under common control. The assets were recognized at historical cost and reflected retroactively along with related expenses for periods prior to the effective date of the acquisition, subsequent to the initial dates the assets were acquired by our sponsor, on October 23, 2015, and November 12, 2015, for Hopewell and Hereford, respectively. There were no revenues related to these assets for periods before January 1, 2016, when amendments to our commercial agreements related to the drop down became effective.

On September 23, 2016, we acquired the ethanol storage assets located in Madison, Illinois; Mount Vernon, Indiana and York, Nebraska related to three ethanol plants, which occurred concurrently with the acquisition of these facilities by Green Plains from subsidiaries of Abengoa S.A. The transaction was accounted for as a transfer between entities under common control and the assets were recognized at the preliminary value recorded in Green Plains’ purchase accounting. No retroactive adjustments were required.

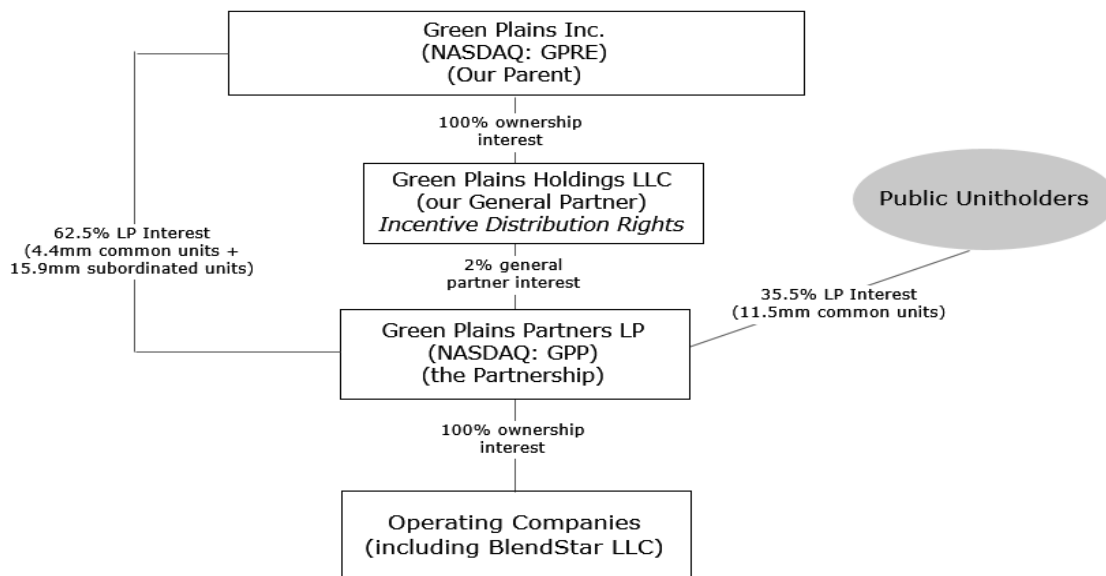
#### *Overview*

Green Plains Partners provides fuel storage and transportation services by owning, operating, developing and acquiring ethanol and fuel storage facilities, terminals, transportation assets and other related assets and businesses. We were formed by Green Plains, a vertically integrated ethanol producer, to support its marketing and distribution activities as its primary downstream logistics provider.

We generate a substantial portion of our revenues under fee-based commercial agreements with Green Plains Trade for receiving, storing, transferring and transporting ethanol and other fuels, which are supported by minimum volume or take-or-pay capacity commitments. We do not take ownership or receive any payments based on the value of ethanol or other fuels we handle. As a result, we do not have direct exposure to fluctuating commodity prices.



Our parent owns a 62.5% limited partner interest in us, consisting of 4,389,642 common units and 15,889,642 subordinated units, a 2.0% general partner interest and all of our incentive distribution rights. The public owns the remaining 35.5% limited partner interest. The following diagram depicts our simplified organizational structure at December 31, 2016:



***Our Assets and Operations***

*Ethanol Storage.* Our ethanol storage assets are the principal method of storing ethanol produced at our parent’s ethanol production plants. Most of our parent’s ethanol production plants are located near major rail lines. Ethanol can be distributed from our storage facilities to bulk terminals via truck, railcar or barge.

We own or lease 39 ethanol storage facilities and approximately 56 acres of land. Our storage tanks are located at or near our parent’s 17 ethanol production plants in Indiana, Illinois, Iowa, Michigan, Minnesota, Nebraska, Tennessee, Texas and Virginia.

Our ethanol storage tanks have combined storage capacity of approximately 38.6 mmg and aggregate throughput capacity sufficient for our parent's current production capacity of 1,470 mmgy. For the year ended December 31, 2016, the ethanol storage assets had throughput of approximately 1,148 mmg, representing 90.0% of our parent's daily average production capacity. The following table presents additional ethanol production plant details by location:

<b>Plant Location</b>	<b>Initial Operation or Acquisition Date</b>	<b>Major Rail Line Access</b>	<b>Plant Production Capacity (mmgy)</b>	<b>On-Site Ethanol Storage Capacity (thousands of gallons)</b>	<b>Throughput Year Ended December 31, 2016 (mmg)</b>
Atkinson, Nebraska	June 2013	BNSF	55	2,074	46
Bluffton, Indiana	Sept. 2008	Norfolk Southern	120	3,000	116
Central City, Nebraska	July 2009	Union Pacific	110	2,250	106
Fairmont, Minnesota	Nov. 2013	Union Pacific	119	3,124	84
Hereford, Texas	Nov. 2015	BNSF	100	4,406	90
Hopewell, Virginia <sup>(1)</sup>	Oct. 2015	Norfolk Southern	60	761	36
Lakota, Iowa	Oct. 2010	Union Pacific	124	2,500	113
Madison, Illinois <sup>(2)</sup>	Sept. 2016	Port Harbor	90	2,855	23
Mount Vernon, Indiana <sup>(2)</sup>	Sept. 2016	EVWR	90	2,855	22
Obion, Tennessee	Nov. 2008	Canadian National	120	3,000	124
Ord, Nebraska	July 2009	Union Pacific	61	1,550	53
Otter Tail, Minnesota	Mar. 2011	BNSF	55	2,000	49
Riga, Michigan	Oct. 2010	Norfolk Southern	60	1,239	50
Shenandoah, Iowa	Aug. 2007	BNSF	75	1,524	71
Superior, Iowa	July 2008	Union Pacific	60	1,238	53
Wood River, Nebraska	Nov. 2013	Union Pacific	121	3,124	97
York, Nebraska <sup>(2)</sup>	Sept. 2016	BNSF	50	1,100	15
Total			1,470	38,600	1,148

(1) Throughput for the year ended December 31, 2016, relates only to the period since February 8, 2016, when Hopewell plant operations resumed.

(2) The ethanol storage and railcar assets at the Madison, Mount Vernon and York plants were acquired on September 23, 2016. Throughput for the year ended December 31, 2016, relates only to the period since the assets were acquired. These plants allow us to access markets through multiple class one railroads, truck or barge.

*Terminal and Distribution Services.* We own and operate eight fuel terminals with combined total storage capacity of approximately 7.4 mmg in Alabama, Louisiana, Mississippi, Kentucky, Tennessee and Oklahoma and access to major rail lines. We also own approximately five acres of land and lease approximately 19 acres of land where our fuel terminals are located. For the year ended December 31, 2016, the aggregate throughput at these facilities was approximately 308.2 mmg.

Ethanol is transported from our terminals to third-parties for blending with gasoline and transferred to a loading rack for delivery by truck to retail gas stations. Our Birmingham facility is one of 20 facilities in the United States capable of efficiently receiving and offloading ethanol and other fuels from unit trains.

The following table presents additional fuel terminal details by location:

<b>Fuel Terminal Facility Location</b>	<b>Major Rail Line Access</b>	<b>On-Site Storage Capacity (thousands of gallons)</b>	<b>Throughput Capacity (mmgy)</b>
Birmingham, Alabama - Unit Train Terminal	BNSF	6,542	300
Other Fuel Terminal Facilities	<sup>(1)</sup>	880	522
		7,422	822

(1) Access to our seven other fuel terminal facilities is available from BNSF, KCS, Canadian National, Union Pacific, Norfolk Southern and CSX.

*Transportation and Delivery.* Ethanol deliveries to distant markets are shipped using major U.S. rail carriers that can switch cars to other major railroads or barge delivery to national or international ports. Currently, our leased railcar fleet consists of approximately 3,100 railcars with an aggregate capacity of approximately 90.6 mmg. We expect our railcar volumetric capacity to fluctuate over the normal course of business as our existing railcar leases expire and we enter into or acquire new railcar leases. Our volumetric capacity is used to transport product primarily from our ethanol storage facilities and third-party production facilities to other fuel terminals, including our own, international export terminals and refineries located throughout the United States.

We also own and operate a fleet of seven trucks that transport ethanol and other biofuels. Six additional trucks were ordered in January 2017.

### **Segments**

Our operations consist of one reportable segment with all business activities conducted in the United States.

### ***Our Relationship with Green Plains***

Our parent is a vertically integrated producer, marketer and distributor of ethanol and the second largest consolidated owner of ethanol plants in North America. Our parent mitigates commodity price volatility by owning and operating assets throughout the ethanol value chain, which differentiates it from companies focused only on ethanol production.

We benefit significantly from our relationship with our parent. Our assets are the principal method of storing and delivering the ethanol our parent produces. Our commercial agreements with Green Plains Trade account for a substantial portion of our revenues.

Our parent has a majority interest in us through the ownership of our general partner, a 62.5% limited partner interest and all of our incentive distribution rights. We believe our parent will continue to support the successful execution of our business strategies given its significant ownership in us and the importance of our assets to Green Plains' operations.

We entered into several agreements with our parent, which were established in conjunction with the IPO, including: an omnibus agreement; a contribution, conveyance and assumption agreement; an operational services and secondment agreement; and various commercial agreements described below. For additional information, please refer to *Note 3 – Initial Public Offering* to the consolidated financial statements included in this report. For the agreements in their entirety and any subsequent amendments, please refer to *Item 15 – Exhibits, Financial Statement Schedules*.

### ***Commercial Agreements with Affiliate***

A substantial portion of our revenues and cash flows are derived from our commercial agreements with Green Plains Trade, our primary customer, including a (1) fee-based storage and throughput agreement, (2) Birmingham terminal services agreement, (3) fee-based rail transportation services agreement and (4) various other transportation and terminal services agreements.

*Minimum Volume Commitments.* Our storage and throughput agreement and certain terminal services agreements with Green Plains Trade are supported by minimum volume commitments. Our rail transportation services agreement is supported by minimum take-or-pay capacity commitments. Green Plains Trade is required to pay us fees for these minimum commitments regardless of actual throughput or volume, capacity used or the amount of product tendered for transport, which is intended to provide some assurance that we will receive a certain amount of revenue during the terms of these agreements. The nature of these arrangements is intended to provide stable and predictable cash flows over time.

*Storage and Throughput Agreement.* Under our storage and throughput agreement, Green Plains Trade is obligated to throughput a minimum of 296.6 mmg of product per calendar quarter at our storage facilities. In addition, Green Plains Trade is obligated to pay \$0.05 per gallon on all throughput volumes, subject to an inflation escalator based on the producer price index following the last day of the primary term's fifth year. If Green Plains Trade fails to meet its minimum volume commitment during any quarter, Green Plains Trade will pay us a deficiency payment equal to the deficient volume multiplied by the applicable fee. The deficiency payment may be applied as a credit toward volumes throughput by Green Plains Trade in excess of the minimum volume commitment during the next four quarters, after which time any unused credits will expire. Green Plains Trade has met its minimum volume commitments for each of the quarters since inception of the storage and throughput agreement. At December 31, 2016, the remaining primary term of our storage and throughput agreement was 8.5 years. The storage and throughput agreement will automatically renew for successive one-year terms unless either party provides written notice of its intent to terminate the agreement at least 360 days prior to the end of the remaining primary or renewal term.

The current minimum volume commitment was increased from 212.5 mmg to 296.6 mmg of product per calendar quarter in connection with the acquisitions of ethanol storage and leased railcar assets, effective January 1, 2016, and September 23, 2016. All other terms and conditions are substantially the same as the initial agreement.

*Terminal Services Agreement.* Under our terminal services agreement for the Birmingham facility, Green Plains Trade is obligated to pay \$0.036 per gallon on all throughput volumes, subject to a minimum volume commitment of approximately 2.8 mmg per month of ethanol and other fuels, equivalent to 33.2 mmgy, as well as fees for ancillary services, effective January 1, 2017, through December 31, 2019. Previously, the rate was \$0.0355 per gallon. The agreement will automatically renew for successive one-year renewal terms unless either party provides written notice of its intent to terminate the agreement at least 90 days prior to the end of the remaining primary or renewal term. Our other terminal services agreements with Green Plains Trade and third parties also contain minimum volume commitments with various remaining terms.

*Rail Transportation Service Agreement.* Under our rail transportation services agreement, Green Plains Trade is obligated to transport ethanol and other fuels by rail from identified receipt and delivery points and pay an average monthly fee of approximately \$0.0243 per gallon for all railcar volumetric capacity provided over the remaining life of the agreement. The minimum railcar volumetric capacity commitment we provide to Green Plains Trade for our leased railcar fleet is currently 90.6 mmg and the weighted average remaining term of all railcar lease agreements is 3.1 years. At December 31, 2016, the remaining term of our rail transportation services agreement was 8.5 years. The rail transportation services agreement will automatically renew for successive one-year renewal terms unless either party provides written notice of its intent to terminate the agreement at least 360 days prior to the end of the remaining primary or renewal term.

Effective November 30, 2016, the rail transportation services agreement was amended to extend the initial term of the agreement, effective July 1, 2015, from a six-year term to a ten-year term. All other terms and conditions remained the same as the initial agreement, as previously amended.

We lease our railcars from third parties under multiple lease agreements with various terms. The minimum take-or-pay capacity commitment under the rail transportation services agreement is closely aligned with our existing railcar lease agreements. As a result, when current railcar lease agreements expire, the volumetric capacity provided under the rail transportation services agreement declines accordingly. We enter new lease agreements to replace scheduled capacity reductions under the rail transportation services agreement or provide incremental capacity as requested by Green Plains Trade. We do not speculate on capacity by leasing additional railcars that are not covered by the rail transportation services agreement.

Green Plains Trade is also obligated to pay a monthly fee of approximately \$0.0013 per gallon for logistical operations management and other services based on railcar volumetric capacity obtained by Green Plains Trade from third parties.

*Trucking Transportation Agreement.* Under our trucking transportation agreement, Green Plains Trade pays us to transport ethanol and other fuels by truck from identified receipt points to various delivery points. Green Plains Trade is obligated to pay a monthly trucking transportation services fee equal to the aggregate amount of product volume transported in a calendar month multiplied by the applicable rate for each truck lane, which is defined as a specific, routine route between point of origin and point of destination. Rates for each truck lane are negotiated based on product, location, mileage and other factors. At December 31, 2016, the remaining term of our trucking transportation agreement was six months. The trucking transportation agreement will automatically renew for successive one-year renewal terms unless either party provides written notice of its intent to terminate the agreement at least 30 days prior to the end of the remaining primary or renewal term.

### ***Competitive Strengths***

We believe that the following competitive strengths position us to successfully execute our business strategies:

*Stable and Predictable Cash Flows.* A substantial portion of our revenues and cash flows are derived from long-term, fee-based commercial agreements with Green Plains Trade, including a storage and throughput agreement, rail transportation services agreement, terminal services agreement and other transportation agreements. Our storage and throughput agreement and certain terminal services agreements are supported by minimum volume commitments, and our rail transportation services agreement is supported by minimum take-or-pay capacity commitments. Green Plains Trade is obligated to pay us fees for these minimum commitments regardless of actual throughput or volume, capacity used or the amount of product tendered for transport.

*Advantageous Relationship with Our Parent.* Our assets are the principal method of storing and delivering the ethanol our parent produces, and the related agreements with Green Plains Trade include minimum volume or take-or-pay capacity commitments. Furthermore, as general partner and owner of a 62.5% limited partner interest in us and all of our incentive distribution rights, our parent directly benefits from our growth, which provides incentive to pursue projects that directly or indirectly enhance the value of our business and assets. This can be accomplished through organic expansion, accretive acquisitions or the development of downstream distribution services. Under the omnibus agreement, we are granted the right

of first offer, for a period of five years from the date of the IPO, on any ethanol storage asset, fuel terminal facility or transportation asset our parent owns, constructs, acquires or decides to sell.

*Quality Assets.* Our portfolio of assets has an expected remaining weighted average useful life of over 20 years. Our ethanol storage and fuel terminal assets are strategically located in fifteen states near major rail lines and barge service, which minimizes our exposure to weather-related downtime and transportation congestion, while enabling access to markets across the United States. Given the nature of our assets, we expect to incur only modest maintenance-related expenses and capital expenditures in the near future.

*Financial Strength and Flexibility.* Our borrowing capacity and ability to access debt and equity capital markets provide financial flexibility necessary to achieve our organic and acquisition growth strategies.

*Proven Management Team.* Each member of our senior management team is an employee of our parent who also devotes time to manage our business affairs. We believe the level of commercial, operational and financial expertise of our senior management team, which averages more than 25 years of industry experience, allows us to successfully execute our business strategies.

### ***Business Strategy***

We believe ethanol could become an increasingly larger portion of the global fuel supply driven by volatile oil prices, heightened environmental concerns, energy independence and national security concerns. We intend to further develop and strengthen our business by pursuing the following growth strategies:

*Generate Stable, Fee-Based Cash Flows.* A substantial portion of our revenues and cash flows are derived from our commercial agreements with Green Plains Trade. Under these agreements, we do not have direct exposure to fluctuating commodity prices. We intend to continue to establish fee-based contracts with our parent and third parties that generate stable and predictable cash flows.

*Grow Organically.* We will collaborate with our parent and other potential third-party customers to identify opportunities to construct assets that provide us long-term returns on our investment. Plant expansion that increases our parent's production capacity also increases annual throughput at our facilities. Capital expenditures associated with expansion are minimal since our ethanol storage facilities have available capacity to accommodate volume growth.

*Acquire Strategic Assets.* We intend to pursue strategic acquisitions independently and jointly with our parent to grow our business. Our parent has a proven history of identifying, acquiring and integrating assets that are accretive to its business. Under the omnibus agreement, we have a right of first offer, for a period of five years from the date of the IPO, on any fuel storage, terminal or transportation asset our parent owns, constructs or acquires and decides to sell. In addition, we intend to continually monitor the marketplace to identify and pursue assets that complement or diversify our existing operations, including fuel storage and terminal assets in close proximity to our existing asset base.

*Development of Downstream Distribution Services.* Our parent will continue to use its logistical capabilities and expertise to further develop downstream ethanol distribution services that leverage the strategic locations of our ethanol storage and fuel terminal facilities.

*Conduct Safe, Reliable and Efficient Operations.* We are committed to maintaining safe, reliable and environmentally compliant operations and conduct routine inspections of our assets in accordance with applicable laws and regulations. We seek to improve our operating performance through preventive maintenance, employee training, and safety and development programs.

### ***Recent Developments***

The following is a summary of our significant developments during 2016. Additional information about these items can be found elsewhere in this report or in previous reports filed with the SEC.

On January 1, 2016, we acquired the ethanol storage and leased railcar assets of the Hereford, Texas and Hopewell, Virginia ethanol production facilities from our parent for approximately \$62.3 million. We used our revolving credit facility and cash on hand to fund the purchase. The acquired assets include three ethanol storage tanks that support the plants' combined production capacity of approximately 160 mmgy and 224 leased railcars with volumetric capacity of approximately 6.7 mmg. We amended the storage and throughput agreement with Green Plains Trade, increasing the

minimum volume commitment from 212.5 mmg to 246.5 mmg per calendar quarter. We also adjusted the rail transportation services agreement, increasing the minimum railcar volumetric capacity commitment 6.7 mmg to 79.6 mmg.

On June 14, 2016, our parent and Jefferson Gulf Coast Energy Partners, a subsidiary of Fortress Transportation and Infrastructure Investors LLC, announced the formation of a 50/50 joint venture to construct and operate an intermodal export and import fuels terminal at Jefferson's existing Beaumont, Texas terminal. The joint venture is expected to invest approximately \$55 million in its Phase I development, which will initially focus on storage and throughput capabilities for multiple grades of ethanol. The terminal will have direct access to multiple transportation options, including Aframax vessels, inland and coastwise barges, trucks, and unit trains with direct mainline service from the Union Pacific, BNSF and KCS railroads. Green Plains will offer its interest in the joint venture to the partnership once commercial development is complete, which is expected during the second half of 2017.

On August 25, 2016, the partnership filed a shelf registration statement on Form S-3 with the SEC, registering an indeterminate number of debt and equity securities with a total offering price not to exceed \$500,000,250 that was declared effective September 2, 2016. The partnership also registered 13,513,500 common units, consisting of 4,389,642 common units and 9,123,858 common units that may be issued upon conversion of subordinated units, in each case, currently held by Green Plains.

On September 23, 2016, we acquired the ethanol storage assets located in Madison, Illinois; Mount Vernon, Indiana and York, Nebraska for \$90 million related to three ethanol plants, which occurred concurrently with the acquisition of these facilities by Green Plains from subsidiaries of Abengoa S.A. The acquired assets include ethanol storage tanks that support the plants' combined annual production capacity of approximately 236 million gallons. We used our amended revolving credit facility to fund the purchase. We amended the storage and throughput agreement with Green Plains Trade, increasing the minimum volume commitment from 246.5 mmg to 296.6 mmg per calendar quarter.

In November 2015, we announced plans to form a joint venture to build an ethanol unit train terminal in the Little Rock, Arkansas area capable of unloading 110-car unit trains in less than 24 hours. Effective February 13, 2017, we entered into an agreement with Delek Renewables, LLC to form NLR Energy Logistics LLC, as a 50/50 joint venture. The project is expected to be completed in the second half of 2017 at a total cost of approximately \$6.5 million, subject to issuance of various permits and execution of other necessary agreements.

### ***Our Competition***

Our contractual relationship with Green Plains Trade and the integrated nature of our storage tanks with our parent's production facilities minimizes potential competition for storage and distribution services provided under our commercial agreements from other third-party operators.

We compete with independent fuel terminal operators and major fuel producers for terminal services based on terminal location, services provided, safety and cost. While there are numerous fuel producers and distributors that own terminal operations similar to ours, they are not typically focused on providing services to third parties. Independent operators are often located near key distribution points with cost advantages and provide more efficient services and distribution capabilities into strategic markets with a variety of transportation options. Companies often rely on independent operators when their own storage facilities cannot handle their volumes or manage their throughput adequately due to lack of expertise, market congestion, size constraints, optionality or the nature of the materials being stored.

We believe we are well-positioned to compete effectively in a growing market due to our expertise managing third-party terminal services and logistics. We are a low-cost operator, focused on safety and efficiency, capable of managing the needs of multiple constituencies across geographical markets. While the competitiveness of our services can be impacted by competition from new entrants, transportation constraints, industry production levels and related storage needs, we believe there are significant barriers to entry that partially mitigate these risks, including significant capital costs, execution risk, complex permitting requirements, development cycle, financial and working capital constraints, expertise and experience, and ability to effectively capture strategic assets or locations.

### ***Seasonality***

Our business is directly affected by the supply and demand for ethanol and other fuels in the markets served by our assets. However, the effects of seasonality on our revenues are substantially mitigated through our fee-based commercial agreements with Green Plains Trade, which include minimum volume or take-or-pay capacity commitments.

## ***Major Customer***

Revenues from Green Plains Trade totaled approximately \$95.5 million, or 92.0%, and \$42.5 million, or 83.5%, of our consolidated revenues during 2016 and 2015, respectively. We are highly dependent on Green Plains Trade and expect to derive most of our revenues from them in the foreseeable future. Accordingly, we are indirectly subject to the business risks of Green Plains Trade and any development that materially and adversely affects its operations, financial condition or market reputation could have a material adverse impact on us. For additional information, please read *Risk Factors—Risks Related to Our Business*.

## ***Regulatory Matters***

### *Government Ethanol Programs and Policies*

We are sensitive to government programs and policies that affect the demand for ethanol and other fuels, which in turn may impact the volume of ethanol and other fuels we handle. In the United States, the federal government mandates the use of renewable fuels under RFS II. The EPA assigns individual refiners, blenders and importers the volume of renewable fuels they are obligated to use based on their percentage of total fuel sales. The EPA has the authority to waive the mandates in whole or in part if there is inadequate domestic renewable fuel supply, or the requirement severely harms the economy or the environment.

RFS II has been a driving factor in the growth of ethanol usage in the United States. When RFS II was established in October 2010, the required volume of renewable fuel to be blended with gasoline was to increase each year until it reached 15.0 billion gallons in 2015, which left the EPA to address existing limitations in both supply (ethanol production) and demand (usage of ethanol blends in older vehicles). On November 23, 2016, the EPA announced the final 2017 renewable volume obligations for conventional ethanol, which met the 15.0-billion-gallon congressional target for the first time, up from 14.50 billion gallons in 2016 and 14.05 billion gallons in 2015.

In January 2017, the Trump administration imposed a government-wide freeze on new and pending regulations, which included the 2017 renewable volume obligations that was originally intended to go into effect on February 10, 2017. Regulatory freezes are a common practice during a change in administration and we currently believe the new presidential administration will continue to be supportive of ethanol in accordance with the current laws.

On January 18, 2017, Valero Energy Corporation filed an action against the EPA, seeking to compel the EPA to perform certain non-discretionary duties required by the RFS program under the Clean Air Act. Within the filed action, Valero claims the EPA has failed to appropriately perform these duties, namely periodic reviews of the feasibility of achieving compliance with the requirements and the impact of the requirements on each individual and entity regulated under the program, i.e., point of obligation, since 2010. Valero has requested an injunction, which if granted would require the EPA to promptly conduct rulemaking to ensure the requirements of the program are met.

### *Environmental Regulation*

Our operations are subject to environmental regulations, including those that govern the handling and release of ethanol, crude oil and other liquid hydrocarbon materials. Compliance with existing and anticipated environmental laws and regulations may increase our overall cost of doing business, including capital costs to construct, maintain, operate, and upgrade equipment and facilities.

Under the omnibus agreement, our parent is required to indemnify us from all known and certain unknown environmental liabilities associated with owning and operating our assets that occurred on or before the closing of the IPO. In turn, we agree to indemnify our parent from future environmental liabilities associated with the activities of the partnership.

Construction or maintenance of our terminal facilities and storage facilities may impact wetlands, which are regulated by the EPA and the U.S. Army Corps of Engineers under the Clean Water Act.

### *Other Regulations*

On May 1, 2015, the DOT finalized the Enhanced Tank Car Standards and Operational Controls for High-Hazard Flammable Trains, or DOT specification 117, which established a schedule to retrofit or replace older tank cars that carry crude oil and ethanol and braking standards intended to reduce the severity of accidents and new operational protocols. The rule may increase our lease costs for railcars over the long term. Additionally, existing railcars may be out of service for an

extended period of time while upgrades are made, tightening supply in an industry that is highly dependent on railcars to transport product. We intend to strategically manage our leased railcar fleet to comply with the new regulations. Currently, all of our railcar leases expire prior to the retrofit deadline of May 1, 2023.

### ***Employees***

We do not have any direct employees. We are managed and operated by the executive officers of our general partner, who are also officers of our parent, and our general partner's board of directors. Our general partner and its affiliates have approximately 35 full-time equivalent employees under the direct management and supervision of our general partner for our operations.

In addition, we have entered into service agreements with unaffiliated third-parties to provide railcar unloading and terminal services for several of our terminal facilities. Under these service agreements, the third parties are responsible for providing the personnel necessary for the performance of various railcar unloading and terminal services. The third parties are considered independent contractors and none of their employees or contractors are considered our employees, representatives or agents.

### ***Available Information***

Our annual reports on Form 10-K, quarterly reports on Form 10-Q, current reports on Form 8-K and amendments to those reports are available on our website at [www.greenplainspartners.com](http://www.greenplainspartners.com) shortly after we file or furnish the information with the SEC. You can also find the charter of our audit committee, as well as our code of ethics in the corporate governance section of our website. The information found on our website is not part of this or any other report we file or furnish with the SEC. For more information on our parent, please visit [www.gpreinc.com](http://www.gpreinc.com). Alternatively, investors may read and copy any materials we file with the SEC at the SEC's Public Reference Room at 100 F Street, NE, Washington, DC 20549 or visit the SEC website at [www.sec.gov](http://www.sec.gov) to access our reports and information statements filed with the SEC.

### **Item 1A. Risk Factors.**

Investing in our common units involves a high degree of risk. You should carefully consider the risks described below together with the other information set forth in this report before making an investment decision. Any of the following risks and uncertainties could have a material adverse effect on our financial condition, results of operations, cash flows and ability to make distributions to our unitholders. If that occurs, we may not be able to pay distributions on our common units, the trading price of our common units could decline materially, and you could lose all or part of your investment. Although many of our business risks are comparable to those faced by a corporation engaged in a similar business, limited partner interests are inherently different from the capital stock of a corporation and involve additional risks described below. We may experience additional risks and uncertainties not currently known to us or as a result of developments occurring in the future. Conditions that we currently deem to be immaterial may also materially and adversely affect our financial condition, results of operations, cash flows and ability to make distributions to our unitholders.

#### ***Risks Related to Our Business and Industry***

*We may not have sufficient cash from operations following the establishment of cash reserves and payment of fees and expenses, including cost reimbursements to our general partner and its affiliates, to pay the minimum quarterly distribution to our unitholders.*

In order to pay the minimum quarterly distribution of \$0.40 per unit per quarter, or \$1.60 per unit on an annualized basis, we require available cash of approximately \$13.0 million per quarter, or approximately \$51.9 million per year, based on the 2% general partner interest and the number of common units and subordinated units outstanding. We may not have sufficient available cash each quarter to pay the minimum quarterly distribution. The amount of cash we can distribute on our units depends on the amount of cash we generate from our operations, which fluctuates from quarter to quarter based on:

- the volume of ethanol and other fuels we handle;
- the fees associated with the volumes and capacity we handle;
- payments associated with the minimum commitments under our commercial agreements with Green Plains Trade;
- timely payments by Green Plains Trade and other third parties; and
- prevailing economic conditions.



The cash we have available for distribution also depends on other factors, some of which are beyond our control, including:

- the amount of our operating expenses and general and administrative expenses, including reimbursements to our general partner in respect of those expenses;
- our capital expenditures;
- the cost of acquisitions and organic growth projects;
- our debt service requirements and other liabilities;
- fluctuations in our working capital needs;
- our ability to borrow funds and access capital markets;
- restrictions contained in our revolving credit facility and other debt service requirements;
- the cash reserves established by our general partner; and
- other business risks affecting our cash levels.

*The services we provide under commercial agreements with Green Plains Trade account for a substantial portion of our revenues, which subject us to the business risks of Green Plains Trade and, as a result of its direct ownership by our parent, to the business risks of our parent.*

We entered into a storage and throughput agreement and two transportation services agreements with Green Plains Trade in connection with the IPO. Green Plains Trade's obligations under such commercial agreements are guaranteed by our parent. Additionally, we assumed all of BlendStar's terminal services agreements with Green Plains Trade. The services we provide under commercial agreements with Green Plains Trade account for a substantial portion of our revenues for the foreseeable future; therefore we are subject to risk of nonpayment or nonperformance by Green Plains Trade and our parent under the commercial agreements. Any event, whether related to our operations or otherwise, that materially and adversely affects Green Plains Trade's or our parent's financial condition, results of operations or cash flows may adversely affect our ability to sustain or increase cash distributions to our unitholders. Accordingly, we are indirectly subject to the following operational and business risks of our parent and its subsidiaries (including Green Plains Trade), among others:

- the price volatility of corn, natural gas, ethanol, distillers grains, corn oil and crude oil and our parent's ability to manage the spread among the prices for such commodities;
- our parent's risk management strategies, including hedging transactions that may limit its gain and expose it to other risks;
- Green Plains Trade's liquidity could be materially and adversely affected if third parties are unable to make payments for their sales;
- the ethanol industry's dependency on government usage mandates for blending ethanol with gasoline which influences ethanol production and ethanol prices;
- our parent's indebtedness may limit its ability to obtain additional financing, and our parent may also face difficulties complying with the terms of its debt agreements;
- covenants and events of default in our parent's debt agreements could limit its ability to undertake certain types of transactions and adversely affect its liquidity;
- our parent has capital needs and planned and unplanned maintenance expenses for which its internally generated cash flows and other sources of liquidity may not be adequate;
- the dangers inherent in our parent's operations could cause disruptions and could expose our parent to potentially significant losses, costs or liabilities;
- environmental risks, incidents and violations that could give rise to material remediation costs, fines and other liabilities;
- our parent may incur significant costs to comply with state and federal environmental, economic, health and safety, energy and other laws, policies and regulations and any changes in those laws, policies and regulations;
- a material decrease in the supply of corn available to our parent's ethanol production plants could significantly reduce its production levels;

- demand for ethanol is uncertain and may be affected by changes to federal mandates, public perception, consumer acceptance and overall consumer demand for transportation fuel which would affect our parent's results of operations;
- increased federal support of cellulosic ethanol may result in reduced competitiveness of our parent's corn-derived ethanol production;
- replacement technologies under development may result in the obsolescence of corn-derived ethanol or our parent's process systems which would materially impact our parent's operations, cash flow and financial position;
- severe weather, including earthquakes, floods, fire and other natural disasters, could cause damage to our parent's ethanol production plants, disrupt our parent's operations or interrupt the supply of our parent's corn supply for its ethanol production plants and our parent's ability to distribute ethanol;
- our parent could incur substantial costs or disruptions in its business if it cannot obtain or maintain necessary permits and authorizations on favorable terms;
- Green Plains Trade could incur substantial penalties if it inadvertently traded or trades ethanol with invalid RINs;
- our parent could incur substantial costs in order to generate or obtain the necessary number of RINs credits in connection with mandates to blend renewable fuels into the petroleum fuels produced and sold in the United States;
- our parent may be required to provide remedies for the delivery of off-specification ethanol, distillers grains or corn oil;
- competition in the ethanol industry is intense, and an increase in competition in the areas in which our parent's ethanol is sold, or an increase in foreign ethanol production, could adversely affect our parent's sales and profitability;
- general economic conditions;
- our parent's insurance policies do not cover all losses, costs or liabilities that our parent may experience;
- our parent could be subject to damages based on claims brought by its customers or lose customers as a result of a failure of its products to meet certain quality specifications;
- the loss by our parent of any of its key personnel; and
- terrorist attacks, cyber-attacks, threats of war or actual war.

*Ethanol production and marketing is a highly competitive business subject to changing market demands and regulatory environments. Any change in our parent's business or financial strategy to meet such demands or requirements may negatively impact our parent's financial condition, results of operations or cash flows and, in turn, may adversely affect our financial condition, results of operations, cash flows and ability to make distributions to our unitholders.*

Ethanol production, storage and transportation, and marketing is highly competitive. In the United States, our parent's operations compete with other corn processors and refiners. Some of our parent's competitors are larger than our parent, and there are also many smaller competitors. Farm cooperatives, comprised of groups of individual farmers, have been able to compete successfully in the ethanol production industry. As of December 31, 2016, the top five domestic producers accounted for approximately 45% of all production, with production capacities ranging from approximately 800 mmgy to 1,800 mmgy. If our parent's competitors consolidate or otherwise grow or our parent is unable to similarly increase its size and scope, our parent's business and prospects may be significantly and adversely affected. Additionally, there is a risk of foreign competition in the ethanol industry. Foreign producers, including those in Brazil, the second largest ethanol producer in the world, may be able to produce ethanol at lower input costs, including costs of feedstock, facilities and personnel, than our parent.

Additionally, our parent considers opportunities presented by third parties related to its assets, including its ethanol production plants. These opportunities may include offers to purchase assets and joint venture propositions. Our parent may also change the focus of its operations by developing new facilities, suspending or reducing certain operations, modifying or closing facilities or terminating operations. Changes may be considered to meet market demands, to satisfy regulatory requirements or environmental and safety objectives, to improve operational efficiency or for other reasons. Our parent actively manages its assets and operations, and, therefore, changes of some nature, possibly material to its business relationship with us, are likely to occur at some point in the future. No such changes will be subject to our consent.

A change in our parent's business or financial strategy, contractual obligations or risk profile may negatively impact its financial condition, results of operations, cash flows or creditworthiness. In turn, our cash flows from our commercial agreements with Green Plains Trade and, therefore, our ability to sustain or increase cash distributions to our unitholders may be materially and adversely affected. Moreover, our creditworthiness may be adversely affected by a decline in our parent's creditworthiness, increasing our borrowing costs or hindering our ability to access the capital markets. Please also refer to the following risk factor in this report: "Our parent's existing debt arrangements requiring it to abide by certain restrictive loan covenants may adversely affect our ability to grow our business, our ability to pay cash distributions to our unitholders and our credit profile. Our ability to obtain credit in the future may also be affected by our parent's credit ratings, our own credit profile and the environment for access to capital for master limited partnerships." A third-party purchaser may identify alternative service providers and opt for minimum volume commitments or minimum take-or-pay capacity commitments or decide to allow the commercial agreements to expire at the end of the original term. Such third party may also operate the ethanol production plants in a suboptimal manner, increasing the frequency of turnarounds and reducing capacity utilization.

Furthermore, conflicts of interest may arise between our general partner and its affiliates, including our parent and Green Plains Trade, on the one hand, and us and our unitholders, on the other hand. Green Plains Trade may suspend, reduce or terminate its obligations under the commercial agreements with us in certain circumstances, which could have a material adverse effect on our financial condition, results of operations, cash flows and ability to make distributions to our unitholders.

We have no control over our parent or Green Plains Trade, which are currently our primary source of revenue and primary customers, and our parent and Green Plains Trade may elect to pursue a business strategy that does not favor us and our business.

*Our profitability is substantially dependent on our parent's ethanol production plants.*

We believe that a substantial portion of our revenues for the foreseeable future will be derived from operations supporting our parent's ethanol production plants. Any event that renders these ethanol production plants temporarily or permanently unavailable or that temporarily or permanently reduces production rates at any of these ethanol production plants could adversely affect our financial condition, results of operations, cash flows and ability to make distributions to our unitholders.

*Green Plains Trade may suspend, reduce or terminate its obligations under the commercial agreements with us in certain circumstances.*

All of our commercial agreements with Green Plains Trade include provisions that permit Green Plains Trade to suspend, reduce or terminate its obligations under the agreements if certain events occur. Under all of our commercial agreements, these events include a material breach of such agreements by us, the occurrence of certain force majeure events that would prevent Green Plains Trade or us from performing our respective obligations under the applicable commercial agreement and the minimum commitment, if any, not being available to Green Plains Trade for any reason not resulting from or relating to an action or inaction by Green Plains Trade.

As defined in each of our commercial agreements, force majeure events include any acts or occurrences that prevent services from being performed under the applicable commercial agreement, such as:

- federal, state, county, or municipal orders, rules, legislation, or regulations;
- acts of God, including fires, floods, storms, earthquakes or other severe weather events;
- compliance with orders of courts or any governmental authorities;
- explosions, wars, terrorist acts or riots;
- strikes, lockouts or other industrial disturbances; and
- events or circumstances similar to those above (including disruption of service provided by third parties) that prevent a party's ability to perform its obligations under the agreement, to the extent that such events or circumstances are beyond the party's reasonable control.

Accordingly, under the commercial agreements, there are a broad range of events that could result in our no longer being required to store, throughput or transport Green Plains Trade's minimum commitments and Green Plains Trade no longer being required to pay the full amount of fees that would have been associated with its minimum commitments. Additionally, we have no control over the business decisions of our parent or Green Plains Trade, and conflicts of interest may arise between our general partner and its affiliates, including our parent and Green Plains Trade, on the one hand, and us and our

unitholders, on the other hand. Neither our parent nor Green Plains Trade is required to pursue a business strategy that favors us or utilizes our assets; however, they could elect to decrease ethanol production or shutdown or reconfigure an ethanol production plant. Furthermore, a single event or business decision relating to one of our parent's ethanol production plants could have an impact on the commercial agreements with us. These actions, as well the other activities described above, could result in a reduction or suspension of Green Plains Trade's obligations under the commercial agreements. Any such reduction or suspension would have a material adverse effect on our financial condition, results of operations, cash flows, and ability to make distributions to our unitholders.

*Neither our parent nor Green Plains Trade is obligated to use our services with respect to volumes or volumetric capacity of ethanol or other fuels in excess of the applicable minimum commitment under the respective commercial agreements. Furthermore, we may be unable to renew or extend our commercial agreements with Green Plains Trade or renew them on favorable terms.*

Our ability to distribute the minimum quarterly distribution to our unitholders will be adversely affected if we do not receive, store, transfer, transport or deliver additional volumes or use volumetric capacity for Green Plains Trade or other third parties at our ethanol storage facilities, at our fuel terminal facilities or on our railcars.

In addition, the remaining term of Green Plains Trade's obligations under each agreement extends for approximately 8.5 years in the case of the storage and throughput agreement and the rail transportation services agreement, three years in the case of the terminal services agreements that provide for minimum commitments, and six months in the case of the trucking transportation agreement. If, at the end of the remaining primary term, our parent and Green Plains Trade elect not to extend these agreements and, as a result, fail to use our assets and we are unable to generate additional revenues from third parties, our ability to pay cash distributions to our unitholders will be reduced. Furthermore, any renewal of the commercial agreements with Green Plains Trade may not be on favorable commercial terms. For example, depending on prevailing market conditions at the time of contract renewal, Green Plains Trade may desire to enter into contracts under different fee arrangements. To the extent we are unable to renew the commercial agreements with Green Plains Trade on terms that are favorable to us, our revenue and cash flows could decline and our ability to pay cash distributions to our unitholders could be materially and adversely affected.

*Green Plains Trade's minimum take-or-pay capacity commitment will be reduced proportionately as our railcar leases expire if we do not enter into new rail transportation services agreements.*

We lease our fleet of railcars from several lessors pursuant to lease agreements with remaining terms ranging from less than one year to approximately six years with a weighted average remaining term of 3.1 years. As our railcar lease agreements expire, the respective volumetric capacity of those expired leases will no longer be subject to the rail transportation services agreement, and Green Plains Trade's minimum take-or-pay capacity commitment will be reduced proportionately. Of our current leased railcar fleet, 8.8%, 34.1%, 10.5% and 15.7% of the railcar volumetric capacity have terms that expire in the years ended December 31, 2017, 2018, 2019 and 2020, respectively, or approximately 69.1% of our total current railcar volumetric capacity during that time frame. If at the end of the terms under the lease agreements, we do not enter into new commercial arrangements with respect to rail transportation services, our revenues and cash flows could decline and our ability to pay cash distributions to our unitholders could be materially and adversely affected.

*Railcars used to transport ethanol and other fuels may need to be retrofitted or replaced to meet new rail safety standards.*

The U.S. ethanol industry has long relied on railroads to deliver its product to market. We currently lease approximately 3,100 railcars. On May 1, 2015, the DOT, through PHMSA and FRA, and in coordination with Transport Canada, announced the final rule, "Enhanced Tank Car Standards and Operational Controls for High-Hazard Flammable Trains". The rule calls for an enhanced tank car standard known as the DOT specification 117, or DOT-117 tank car, and establishes a schedule for retrofitting or replacing older tank cars carrying crude oil and ethanol. The rule also establishes new braking standards that are intended to reduce the severity of accidents and the so-called "pile-up effect". Under prescribed circumstances, new operational protocols apply including reduced speed, routing requirements and local government notifications. In addition, persons that offer hazardous material for transportation must develop more accurate classification protocols. These regulations will result in upgrades or replacements of our railcars, and may have an adverse effect on our operations as lease costs for railcars may increase over the long term. Our railcars are also subject to federally-mandated tank car requalification, which requires inspection, repairs and upgrades to our current railcar fleet every ten years. Due to these regulatory standards, as well as any potential modifications that may be issued in the future, existing railcars could be out of service for a period of time while such upgrades are made, tightening supply in an industry that is highly dependent on such railcars to transport its product.

*Rail logistical problems may delay the delivery of our customers' products.*

There has been an overall decrease in rail traffic throughout the United States, primarily due to the decrease in the price of crude oil, resulting in reduced rail transport of crude oil from shale producing areas. Even with reduced risk due to less congestion from crude oil, extreme weather, primarily snow and flooding, may cause delays. Lower demand and a mild winter resulted in fewer rail delays and logistical problems during the year ended December 31, 2016. However, rail delays have caused some ethanol plants to slow or suspend production in the past. Due to the location of our parent's ethanol production plants, we have not historically been materially affected by these logistical problems. If inadequate rail logistics arise, we may face delays in returning railcars to our parent's ethanol production plants, which may affect our ability to transport product, which in turn could have a negative effect on our financial performance.

*Government mandates affecting ethanol usage could change and impact the ethanol market.*

Under the provisions of the EISA, the EPA established a mandate setting the minimum volume of ethanol that must be blended with gasoline under the RFS II, which affects the domestic market for ethanol. The EPA has the authority to waive the requirements, in whole or in part, if there is inadequate domestic renewable fuel supply or the requirement severely harms the economy or the environment.

In January 2017, the Trump administration imposed a government-wide freeze on new and pending regulations, which included the 2017 renewable volume obligations that was originally intended to go into effect on February 10, 2017. Our parent's operations could be adversely impacted by legislation that reduces the RFS II mandate. Similarly, should federal mandates regarding oxygenated gasoline be repealed, the market for domestic ethanol could diminish.

Future demand will be influenced by economic incentives to blend based on the relative value of gasoline versus ethanol, taking into consideration the octane value of ethanol, environmental requirements and the RFS II mandate. A significant increase in supply beyond the RFS II mandate could have an adverse impact on ethanol prices. Moreover, changes to RFS II which significantly affect the market price of RINs could negatively impact the price of ethanol or cause imported sugarcane ethanol to become more economical than domestic ethanol.

Flexible-fuel vehicles, which are designed to run on a mixture of fuels such as E85, receive preferential treatment to meet CAFE standards. Absent CAFE preferences, auto manufacturers may not be willing to build flexible-fuel vehicles, reducing the growth of E85 markets and resulting in lower ethanol prices.

While we currently believe the new presidential administration will support the environmental laws that are currently in place, to the extent federal or state laws or regulations are modified, the demand for ethanol may be reduced, which could negatively and materially affect our parent's ability to operate profitably, which in turn would impact us.

*We may not be able to increase our third-party revenues due to competition and other factors, which could limit our ability to grow and extend our dependence on our parent.*

Part of our growth strategy includes diversifying our customer base by acquiring or developing new assets independently from our parent. Our ability to increase our third-party revenue is subject to numerous factors beyond our control, including competition from third parties and the extent to which we lack available capacity when third parties require it.

We can provide no assurance that we will be able to attract any material third-party service opportunities. Our efforts to attract new unaffiliated customers may be adversely affected by (1) our relationship with our parent, (2) our desire to provide services pursuant to fee-based contracts, (3) our parent's operational requirements at its ethanol production plants and (4) our expectation that our parent will continue to utilize substantially all of the available capacity of our assets. Our potential customers may prefer to obtain services under other forms of contractual arrangements under which we would be required to assume direct commodity exposure. In addition, we need to establish a reputation among our potential customer base for providing high-quality service in order to successfully attract unaffiliated third parties.

*Our future growth could be limited if we are unable to make acquisitions on economically acceptable terms, or if the acquisitions we make reduce, rather than increase, our cash flows.*

A portion of our strategy to grow our business and increase distributions to our unitholders is dependent on our ability to acquire businesses or assets that increase our cash flows. The acquisition component of our growth strategy is based, in large part, on our expectation of ongoing divestitures of complementary assets by industry participants, including in conjunction with acquisitions by our parent. A material decrease in such divestitures would limit our opportunities for future acquisitions and could adversely affect our ability to grow our operations and increase cash distributions to our unitholders. If we are

unable to make acquisitions from third parties because we are unable to identify attractive acquisition candidates, negotiate acceptable purchase contracts, obtain financing for these acquisitions on economically acceptable terms or we are outbid by competitors, our future growth and ability to increase distributions will be limited. Furthermore, even if we do consummate acquisitions that we believe will be accretive, they may in fact result in a decrease in cash flows. Any acquisition involves potential risks, including, among other things:

- mistaken assumptions about revenues and costs, including synergies;
- an inability to integrate successfully the businesses or assets we acquire;
- the assumption of unknown liabilities;
- limitations on rights to indemnity from the seller;
- mistaken assumptions about the overall costs of equity or debt financing;
- the diversion of management's attention from other business concerns;
- unforeseen difficulties operating in new product areas or new geographic areas; and
- customer or key employee losses at the acquired businesses.

If we consummate any future acquisitions, our capitalization and results of operations may change significantly, and our unitholders will not have the opportunity to evaluate the economic, financial and other relevant information that we will consider in determining the application of these funds and other resources.

*Our right of first offer to acquire any of our parent's new ethanol storage assets, fuel terminal facilities or ethanol or transportation fuel assets is subject to risks and uncertainty, and we may ultimately decide not to acquire any of those assets.*

Under our omnibus agreement, we are granted a five-year right of first offer from the date of the IPO on any (1) ethanol storage or terminal assets that our parent may acquire or construct in the future, (2) fuel storage or terminal facilities that our parent may acquire or construct in the future, and (3) ethanol and fuel transportation assets that our parent currently owns or may acquire in the future, before selling or transferring any of those assets to any third party. We do not have a current agreement or understanding with our parent to purchase any currently owned assets covered by our right of first offer. The consummation and timing of any future acquisitions of these assets will depend upon, among other things, our parent's willingness to offer these assets for sale, our ability to negotiate acceptable purchase agreements and commercial agreements with respect to the assets and our ability to obtain financing on acceptable terms. We can offer no assurance that we will be able to successfully consummate any future acquisitions pursuant to our right of first offer. In addition, certain of the assets may require substantial capital expenditures in order to maintain compliance with applicable regulatory requirements or otherwise make them suitable for our commercial needs. For these or a variety of other reasons, we may decide not to exercise our right of first offer if and when any assets are offered for sale. Our decision will not be subject to unitholder approval.

*Any inability to maintain required regulatory permits may impede or completely prohibit our parent's and our operations. Additionally, any change in environmental and safety regulations, or violations thereof, may impede our parent's and our ability to successfully operate our respective businesses.*

Our and our parent's operations are subject to extensive air, water and other environmental regulation. Our parent has had to obtain a number of environmental permits to construct and operate its ethanol production plants. Ethanol production involves the emission of various airborne pollutants, including particulate, carbon dioxide, oxides of nitrogen, hazardous air pollutants and volatile organic compounds. In addition, the governing state agencies could impose conditions or other restrictions in the permits that are detrimental to our parent and us or which increase our parent's costs above those required for profitable operations. Any such event could have a material adverse effect on our operations, cash flows and financial position.

Environmental laws and regulations, both at the federal and state level, are subject to change and changes can be made retroactively. It is possible that more stringent federal or state environmental rules or regulations could be adopted, which could increase our operating costs and expenses. Consequently, even if we and our parent have the proper permits at the present time, each of us may be required to invest or spend considerable resources to comply with future environmental regulations. Furthermore, ongoing operations are governed by OSHA. OSHA regulations may change in a way that increases each of our costs of operations. If any of these events were to occur, they could have an adverse impact on our operations, cash flows and financial position.

Part of our business is regulated by environmental laws and regulations governing the labeling, use, storage, discharge and disposal of hazardous materials. Because we use and handle hazardous substances in our businesses, changes in environmental requirements or an unanticipated significant adverse environmental event could have an adverse effect on our business. While we strive to ensure compliance, we cannot assure you that we have been, or will at all times be, in compliance with all environmental requirements, or that we will not incur material costs or liabilities in connection with these requirements. Private parties, including current and former employees, could bring personal injury or other claims against us due to the presence of, or exposure to, hazardous substances used, stored or disposed of by us, or contained in its products. We are also exposed to residual risk because some of our facilities and land may have environmental liabilities arising from their prior use. In addition, changes to environmental regulations may require us to modify existing facilities and could significantly increase the cost of those operations.

*Our revolving credit facility includes restrictions that may limit our ability to finance future operations, meet our capital needs or expand our business.*

We are dependent upon the earnings and cash flow generated by our operations in order to meet our debt service obligations and to allow us to pay cash distributions to our unitholders. The operating and financial restrictions and covenants in our revolving credit facility or in any future financing agreements could restrict our ability to finance future operations or capital needs or to expand or pursue our business activities, which may, in turn, limit our ability to pay cash distributions to our unitholders. For example, our revolving credit facility restricts our ability to, among other things:

- make certain cash distributions;
- incur certain indebtedness;
- create certain liens;
- make certain investments;
- merge or sell certain of our assets; and
- expand the nature of our business.

Furthermore, our revolving credit facility contains covenants requiring us to maintain certain financial ratios.

The provisions of our revolving credit facility may affect our ability to obtain future financing and pursue attractive business opportunities and our flexibility in planning for, and reacting to, changes in business conditions. In addition, a failure to comply with the provisions of our revolving credit facility could result in an event of default that could enable our lenders, subject to the terms and conditions of our revolving credit facility, to declare the outstanding principal of that debt, together with accrued interest, to be immediately due and payable and/or to proceed against the collateral granted to them to secure such debt. If there is a default or event of default under our debt the payment of our debt is accelerated, defaults under our other debt instruments, if any, may be triggered, and our assets may be insufficient to repay such debt in full. Therefore, the holders of our units could experience a partial or total loss of their investment.

*Debt we incur in the future may limit our flexibility to obtain financing and to pursue other business opportunities.*

Our future level of debt could have important consequences to us, including, but not limited to, the following:

- our ability to obtain additional financing, if necessary, for working capital, capital expenditures or other purposes may be impaired, or such financing may not be available on favorable terms;
- our funds available for operations, future business opportunities and distributions to our unitholders will be reduced by that portion of our cash flow required to service our debt;
- we may be more vulnerable to competitive pressures or a downturn in our business or the economy generally; and
- our flexibility in responding to changing business and economic conditions may be limited.

Our ability to service our debt depends upon, among other things, our future financial and operating performance, which is affected by prevailing economic conditions and financial, business, regulatory and other factors, some of which are beyond our control. If our operating results are not sufficient to service any future debt, we will be forced to take actions such as reducing distributions, reducing or delaying our business activities, acquisitions, organic growth projects, investments or capital expenditures, selling assets or issuing equity. We may not be able to effect any of these actions on satisfactory terms or at all.

*Our parent is required to comply with a number of covenants under its existing loan agreements that could hinder our ability to grow our business, pay cash distributions and maintain our credit profile. Our ability to obtain credit in the future may also be affected by our parent's credit ratings, our own credit profile and the environment for access to capital for master limited partnerships.*

Our parent must devote a portion of its cash flows from operating activities to service its indebtedness. A higher level of indebtedness at our parent in the future increases the risk that its subsidiary, Green Plains Trade, may default on its obligations under the commercial agreements with us. Despite its current debt levels, our parent and its subsidiaries may incur additional debt in the future, including secured debt. Our parent and certain of its subsidiaries (including Green Plains Trade) are not currently restricted under the terms of its debt from incurring additional debt, pledging assets, recapitalizing its debt or taking a number of other actions that are not limited by the terms of the debt but that could diminish its ability to make payments thereunder.

Our parent's existing and future debt arrangements, as applicable, may limit its ability to, among other things, incur additional indebtedness, make capital expenditures above certain limits, pay dividends or distributions, merge or consolidate, or dispose of substantially all of its assets, and may directly or indirectly impact our operations in a similar manner. Our parent is also required to maintain specified financial ratios, including minimum cash flow coverage, minimum working capital and minimum net worth. Some of its loan agreements require it to utilize a portion of any excess cash flow generated by operations to prepay the respective term debt. A breach of any of these covenants or requirements could result in a default under its loan agreements. If any of its subsidiaries default, and if such default is not cured or waived, our parent's lenders could, among other things, accelerate their debt and declare that debt immediately due and payable. If this occurs, our parent may not be able to repay such debt or borrow sufficient funds to refinance. Even if new financing is available, it may not be on terms that are acceptable. No assurance can be given that the future operating results of our parent's subsidiaries will be sufficient to achieve compliance with such covenants and requirements, or in the event of a default, to remedy such default.

Furthermore, our parent granted liens on substantially all of its assets as part of the terms of its outstanding indebtedness. Thus, in the event that our parent was to default under certain of its debt obligations, there is a risk that our parent's creditors would assert claims against us with respect to our contracts with Green Plains Trade, our parent's assets, and Green Plains Trade's ethanol and other product we throughput and handle during the litigation of their claims. The defense of any such claims could be costly and could materially impact our financial condition, even absent any adverse determination. In the event these claims were successful, Green Plains Trade's ability to meet its obligations under our commercial agreements and our ability to make distributions and finance our operations could be materially adversely affected.

If rating agencies downgrade our parent's credit rating, or if disruptions in credit markets were to occur, the cost of debt under its existing financing arrangements, as well as future financing arrangements and borrowings, could increase. Access to capital markets could become unavailable or may only be available under less favorable terms. A downgrade of our parent's credit ratings may also affect its ability to trade with various commercial counterparties, including us, or cause its counterparties, including us, to require other forms of credit support. In addition, although we do not have any indebtedness rated by any credit rating agency, we may have rated debt in the future. Credit rating agencies will likely consider our parent's debt ratings when assigning ours because of the significant commercial relationship between our parent and us, and our reliance on our parent for a substantial portion of our revenues. If one or more credit rating agencies were to downgrade the outstanding indebtedness of our parent, we could experience an increase in our borrowing costs or difficulty accessing the capital markets. Such a development could adversely affect our financial condition, results of operations, cash flows and ability to make distributions to our unitholders.

*Our assets and operations are subject to federal, state, and local laws and regulations relating to environmental protection and safety that may require substantial expenditures.*

Our assets and operations involve the receipt, storage, transfer, transportation and delivery of ethanol and other fuels, which is subject to increasingly stringent federal, state and local laws and regulations governing operational safety and the discharge of materials into the environment. Our business involves the risk that ethanol and other fuels may gradually or suddenly be released into the environment. To the extent not covered by insurance or an indemnity, responding to the release of regulated substances, including releases caused by third parties, into the environment may cause us to incur potentially material expenditures related to response actions, government penalties, natural resources damages, personal injury or property damage claims from third parties and business interruption.

Our operations are also subject to increasingly strict federal, state and local laws and regulations related to protection of the environment that require us to comply with various safety requirements regarding the design, installation, testing, construction and operational management of our assets. Compliance with such laws and regulations may cause us to incur



potentially material capital expenditures associated with the construction, maintenance and upgrading of equipment and facilities.

We could incur potentially significant additional expenses should we determine that any of our assets are not in compliance with applicable laws and regulations. Our failure to comply with these or any other environmental or safety-related regulations could result in the assessment of administrative, civil or criminal penalties, the imposition of investigatory and remedial liabilities and the issuance of injunctions that may subject us to additional operational constraints. Any such penalties or liabilities could have a material adverse effect on our financial condition, results of operations, cash flows and ability to make distributions.

*Compliance with evolving environmental, health and safety laws and regulations, particularly those related to climate change, may be costly.*

Our parent's ethanol production plants emit carbon dioxide as a by-product of the ethanol production process. In 2007, the U.S. Supreme Court classified carbon dioxide as an air pollutant under the Clean Air Act in a case seeking to require the EPA to regulate carbon dioxide in vehicle emissions. On February 3, 2010, the EPA released its final regulations on RFS II. Our parent believes that these final regulations grandfather its ethanol production plants at their current authorized capacity, though expansion of its ethanol production plants may need to meet a threshold of a 20% reduction in greenhouse gas, or GHG, emissions from a 2005 baseline measurement for the ethanol over current capacity to be eligible for the RFS II mandate. In order to expand capacity at our parent's ethanol production plants, our parent may be required to obtain additional permits; achieve EPA "efficient producer" status under the pathway petition program, which has been achieved at two of its ethanol production plants and is in process at three other ethanol production plants; install advanced technology; or reduce drying of certain amounts of distillers grains.

Separately, CARB has adopted a LCFS, requiring a 10% reduction in average carbon intensity of gasoline and diesel transportation fuels from 2010 to 2020. After a series of rulings that temporarily prevented CARB from enforcing these regulations, the State of California Office of Administrative Law approved the LCFS on November 26, 2012, and revised LCFS regulations took effect in January 2013. An ILUC component is included in this lifecycle GHG emissions calculation which may have an adverse impact on the market for corn-based ethanol in California.

These federal and state regulations may require our parent to apply for additional permits for its ethanol plants. In order to expand capacity at its ethanol production plants, our parent may have to apply for additional permits, achieve EPA "efficient producer" status under the pathway petition program, which has been achieved at two of its ethanol production plants and is in process at one other ethanol production plant, install advanced technology, or reduce drying of certain amounts of distillers grains. Our parent may also be required to install carbon dioxide mitigation equipment or take other steps unknown to our parent at this time in order to comply with other future law or regulation. Compliance with future law or regulation of carbon dioxide, or if our parent chooses to expand capacity at certain of its ethanol production plants, compliance with then-current regulation of carbon dioxide, could be costly and may prevent our parent from operating its ethanol production plants as profitably, which may have an adverse impact on their operations, cash flows and financial position.

These developments could have an indirect adverse effect on our business if our parent's operations are adversely affected due to increased regulation of our parent's facilities or reduced demand for ethanol, and a direct adverse effect on our business from increased regulation at our fuel terminal facilities.

*Our business is impacted by environmental risks inherent in our operations.*

The operation of ethanol storage assets and ethanol transportation is inherently subject to the risks of spills, discharges or other inadvertent releases of ethanol and other hazardous substances. If any of these events have previously occurred or occur in the future in connection with any of our parent's operations or our operations, we could be liable for costs and penalties associated with the remediation of such events under federal, state and local environmental laws or the common law. We may also be liable for personal injury or property damage claims from third parties alleging contamination from spills or releases from our assets or our operations. Even if we are insured or indemnified against such risks, we may be responsible for costs or penalties to the extent our insurers or indemnitors do not fulfill their obligations to us. The payment of such costs or penalties could be significant and have a material adverse effect on our financial condition, results of operations, cash flows, and ability to make distributions to our unitholders.

*Our business activities are subject to regulation by multiple federal, state, and local governmental agencies.*

Our projected operating costs reflect the recurring costs resulting from compliance with these regulations, and we do not anticipate material expenditures in excess of these amounts in the absence of future acquisitions, or changes in regulation, or discovery of existing but unknown compliance issues. Additional proposals and proceedings that affect the ethanol industry are regularly considered by Congress, as well as by state legislatures and federal and state regulatory commissions and agencies and courts. We cannot predict when or whether any such proposals may become effective or the magnitude of the impact changes in laws and regulations may have on our business; however, additions or enhancements to the regulatory burden on our industry generally increase the cost of doing business and affect our profitability.

*Replacement technologies could make corn-based ethanol or our process technology obsolete.*

Ethanol is primarily an additive and oxygenate for blended gasoline. Although use of oxygenates is currently mandated, there is always the possibility that a preferred alternative product will emerge and eclipse the current market. Critics of ethanol blends argue that ethanol decreases fuel economy, causes corrosion of ferrous components and damages fuel pumps. Any alternative oxygenate product would likely be a form of alcohol (like ethanol) or ether (like MTBE). Prior to federal restrictions and ethanol mandates, MTBE was the dominant oxygenate. It is possible that other ether products could enter the market and prove to be environmentally or economically superior to ethanol. It is also possible that alternative biofuel alcohols such as methanol and butanol could evolve into ethanol replacement products.

Research is currently underway to develop other products that could directly compete with ethanol and may have more potential advantages than ethanol. Advantages of such competitive products may include, but are not limited to: lower vapor pressure, making it easier to add gasoline; energy content closer to or exceeding that of gasoline, such that any decrease in fuel economy caused by the blending with gasoline is reduced; an ability to blend at a higher concentration level for use in standard vehicles; reduced susceptibility to separation when water is present; and suitability for transportation in petroleum pipelines. Such products could have a competitive advantage over ethanol, making it more difficult for our parent to market its ethanol, which could reduce our ability to generate revenue and profits.

New ethanol process technologies may emerge that require less energy per gallon produced. The development of such process technologies would result in lower ethanol production costs. Our parent's process technologies may become outdated and obsolete, placing it at a competitive disadvantage against competitors in the industry. The development of replacement technologies may have a material adverse effect on our parent's, and consequently our, operations, cash flows and financial position.

*Future demand for ethanol is uncertain and changes in federal mandates, public perception, consumer acceptance and overall consumer demand for transportation fuel could affect demand.*

Although many trade groups, academics and governmental agencies have supported ethanol as a fuel additive that promotes a cleaner environment, others have criticized ethanol production as consuming considerably more energy and emitting more greenhouse gases than other biofuels and potentially depleting water resources. Some studies have suggested that corn-based ethanol is less efficient than ethanol produced from switchgrass or wheat grain and that it negatively impacts consumers by causing prices for dairy, meat and other foodstuffs from livestock that consume corn to increase. Additionally, ethanol critics contend that corn supplies are redirected from international food markets to domestic fuel markets. If negative views of corn-based ethanol production gain acceptance, support for existing measures promoting use and domestic production of corn-based ethanol could decline, leading to reduction or repeal of federal mandates, which would adversely affect the demand for ethanol. These views could also negatively impact public perception of the ethanol industry and acceptance of ethanol as an alternative fuel.

Beyond the federal mandates, there are limited markets for ethanol. Discretionary blending and E85 blending are important secondary markets. Discretionary blending is often determined by the price of ethanol versus the price of gasoline. In periods when discretionary blending is financially unattractive, the demand for ethanol may be reduced. Also, the demand for ethanol is affected by the overall demand for transportation fuel, which declined from 2007 until early 2013 but has been increasing modestly since then. Demand for transportation fuel is affected by the number of miles traveled by consumers and the fuel economy of vehicles. Market acceptance of E15 may partially offset the effects of decreases in transportation fuel demand. A reduction in the demand for the products we store and ship may depress the value of these products, erode margins, and reduce the ability to generate revenue or to operate profitably. Consumer acceptance of E15 and E85 fuels is one factor that may be needed before ethanol can achieve any significant growth in market share.

*Increased federal support of cellulosic ethanol may increase competition among corn-derived ethanol producers.*

Recent legislation, such as the American Recovery and Reinvestment Act of 2009 and the EISA, provides numerous funding opportunities in support of cellulosic ethanol, which is obtained from other sources of biomass such as switchgrass and fast growing poplar trees. In addition, the RFS II mandates an increasing level of production of biofuels that are not derived from corn. Federal policies suggest a long-term political preference for cellulosic processes using alternative feedstocks such as switchgrass, silage, wood chips or other forms of biomass. Cellulosic ethanol may have a smaller carbon footprint because the feedstock does not require energy-intensive fertilizers and industrial production processes. Additionally, cellulosic ethanol is favored because it is unlikely that foodstuff is being diverted from the market. Several cellulosic ethanol plants are under development. As research and development programs persist, there is the risk that cellulosic ethanol could displace corn ethanol. In addition, any replacement of federal mandates from corn-based to cellulosic-based ethanol production may reduce our parent's, and consequently our, profitability.

Our parent's ethanol production plants, where the majority of our ethanol storage facilities are located, are designed as single-feedstock facilities and would require significant additional investment to convert to the production of cellulosic ethanol. Additionally, our parent's ethanol production plants are strategically located in high-yield, low-cost corn production areas. At present, there is limited supply of alternative feedstocks near our parent's facilities. As a result, the adoption of cellulosic ethanol and its use as the preferred form of ethanol could have a significant adverse impact on our parent's, and consequently our, business.

*Pursuant to the JOBS Act, our independent registered public accounting firm is not required to attest to the effectiveness of our internal control over financial reporting pursuant to Section 404 of the Sarbanes-Oxley Act of 2002 as long as we are an emerging growth company.*

We are required to disclose changes made in our internal control over financial reporting on a quarterly basis, and we are required to assess the effectiveness of our controls annually. However, for as long as we are an "emerging growth company" under the JOBS Act, we may take advantage of certain exemptions from various requirements that are applicable to other public companies that are not emerging growth companies, including not being required to provide an auditor's attestation report on management's assessment of the effectiveness of our system of internal control over financial reporting pursuant to Section 404 of the Sarbanes-Oxley Act, or Section 404, and reduced disclosure obligations regarding executive compensation in our periodic reports. We could be an emerging growth company for up to five years from the date of the IPO. Effective internal controls are necessary for us to provide reliable and timely financial reports, prevent fraud and to operate successfully as a publicly traded partnership. We prepare our consolidated financial statements in accordance with GAAP, but our internal accounting controls may not meet all standards applicable to companies with publicly traded securities. Our efforts to develop and maintain our internal controls may not be successful, and we may be unable to maintain effective controls over our financial processes and reporting in the future or to comply with our obligations under Section 404. For example, Section 404 requires us, among other things, to annually review and report on the effectiveness of our internal control over financial reporting. We must comply with Section 404 (except for the requirement for an auditor's attestation report) beginning with our fiscal year ending December 31, 2016. Any failure to develop, implement or maintain effective internal controls or to improve our internal controls could harm our operating results or cause us to fail to meet our reporting obligations. Even if we conclude that our internal controls over financial reporting are effective, once our independent registered public accounting firm is required to attest to our assessment they may decline to attest or may issue a report that is qualified if it is not satisfied with our controls or the level at which our controls are documented, designed, operated or reviewed, or if it interprets the relevant requirements differently from us.

Given the difficulties inherent in the design and operation of internal controls over financial reporting, in addition to our limited accounting personnel and management resources, we can provide no assurance as to our or our independent registered public accounting firm's future conclusions about the effectiveness of our internal controls, and we may incur significant costs in our efforts to comply with Section 404. Any failure to implement and maintain effective internal controls over financial reporting subjects us to regulatory scrutiny and a loss of confidence in our reported financial information, which could have an adverse effect on our business and would likely have a negative effect on the trading price of our common units.

We may take advantage of these exemptions until we are no longer an "emerging growth company." We cannot predict if investors will find our common units less attractive because we rely on these exemptions. If some investors find our common units less attractive as a result, there may be a less active trading market for our common units, and our trading price may be more volatile.

*Our insurance policies do not cover all losses, costs or liabilities that we may experience, and insurance companies that currently insure companies in the energy industry may cease to do so or substantially increase premiums.*

We are insured under the property, liability and business interruption policies of our parent, subject to the deductibles and limits under those policies. Our parent has acquired insurance that we and our parent believe to be adequate to prevent loss from material foreseeable risks. However, events may occur for which no insurance is available or for which insurance is not available on terms that are acceptable to our parent. Loss from such an event, such as, but not limited to war, riot, terrorism or other risks, may not be insured and such a loss may have a material adverse effect on our and our parent's operations, cash flows and financial position.

Certain of our parent's ethanol production plants and our related storage tanks, as well as certain of our fuel terminal facilities are located within recognized seismic and flood zones. We believe that the design of these facilities have been modified to fortify them to meet structural requirements for those regions of the country. Our parent has also obtained additional insurance coverage specific to earthquake and flood risks for the applicable plants and fuel terminals. However, there is no assurance that any such facility would remain in operation if a seismic or flood event were to occur.

Additionally, our ability to obtain and maintain adequate insurance may be adversely affected by conditions in the insurance market over which we have no control. In addition, if we experience insurable events, our annual premiums could increase further or insurance may not be available at all. If significant changes in the number or financial solvency of insurance underwriters for the ethanol industry occur, we may be unable to obtain and maintain adequate insurance at a reasonable cost. We cannot assure our unitholders that we will be able to renew our insurance coverage on acceptable terms, if at all, or that we will be able to arrange for adequate alternative coverage in the event of non-renewal. The occurrence of an event that is not fully covered by insurance, the failure by one or more insurers to honor its commitments for an insured event or the loss of insurance coverage could have a material adverse effect on our financial condition, results of operations, cash flows and ability to make distributions to our unitholders.

*The loss of key personnel could adversely affect our ability to operate.*

We depend on the leadership, involvement and services of a relatively small group of our general partner's key management personnel, including its Chief Executive Officer and other executive officers and key technical and commercial personnel. The services of these individuals may not be available to us in the future. We may not be able to find acceptable replacements with comparable skills and experience. Accordingly, the loss of the services of one or more of these individuals could have a material adverse effect on our ability to operate our business.

Additionally, our success depends, in part, on our parent's ability to attract and retain competent personnel. For each of our parent's ethanol production plants, qualified managers, engineers, operations and other personnel must be hired. Our parent may not be able to attract and retain qualified personnel. If our parent is unable to hire and retain productive and competent personnel, the amount of ethanol our parent produces may decrease and our parent may not be able to efficiently operate its ethanol production plants and execute its business strategy, which could negatively impact the volumes of ethanol handled by us, which could have a material adverse effect on our financial condition, results of operations, cash flows and ability to make distributions to our unitholders.

*We do not have any employees and rely solely on employees of our parent and its affiliates.*

We do not have any employees and rely on employees of our parent and its affiliates, including our parent. Affiliates of our parent conduct businesses and activities of their own in which we have no economic interest. As a result, there could be material competition for the time and efforts of the employees who provide services to us and to our parent and its affiliates. If the employees of our parent and its affiliates do not devote sufficient attention to the operation of our business, our financial results may suffer and our ability to make distributions to our unitholders may be reduced.

In addition, we have entered into service agreements with unaffiliated third-parties to provide railcar unloading and terminal services for several of our terminal facilities. Under these service agreements, the third parties are responsible for providing the personnel necessary for the performance of various railcar unloading and terminal services. The third parties are considered independent contractors and none of their employees or contractors are considered an employee, representative or agent of us. Failure to maintain or renew these agreements could negatively affect our operational and financial results and may increase operating expenses at our terminal facilities.

*We have exposure to increases in interest rates.*

Borrowings under our revolving credit facility are expected to bear interest at LIBOR, plus an applicable margin. As a result, if we make any borrowings in the future, our financial condition, results of operations, cash flows and ability to make distributions to our unitholders could be materially adversely affected by significant increases in interest rates.

Additionally, as with other yield-oriented securities, our unit price is impacted by the level of our cash distributions and implied distribution yield. The distribution yield is often used by investors to compare and rank related yield-oriented securities for investment decision-making purposes. Therefore, changes in interest rates, either positive or negative, may affect the yield requirements of investors who invest in our units, and a rising interest rate environment could have an adverse impact on our unit price and our ability to issue additional equity, to incur debt to expand or for other purposes or to pay cash distributions at our intended levels.

*We could be adversely affected by terrorist attacks, cyber-attacks, threats of war or actual war, or failure of our or our parent's internal computer network and applications to operate as designed.*

Terrorist attacks in the United States, as well as events occurring in response to or in connection with them, including threats of war or actual war, may adversely affect our and our parent's financial condition, results of operations, cash flows, and ability to make distributions to our unitholders. Ethanol-related assets (including ethanol production plants, such as those owned and operated by our parent on which we are substantially dependent, and storage facilities, fuel terminal facilities and railcars such as those owned and operated by us or our parent) may be at greater risk of future terrorist attacks than other possible targets. A direct attack on our assets or assets used by us could have a material adverse effect on our financial condition, results of operations, cash flows and ability to make distributions to our unitholders. In addition, any terrorist attack could have an adverse impact on ethanol prices, including prices for our parent's ethanol. Disruption or significant increases in ethanol prices could result in government imposed price controls.

We and our parent rely on network infrastructure and enterprise applications, and internal technology systems for operational, marketing support and sales, and product development activities. The hardware and software systems related to such activities are subject to damage from earthquakes, floods, lightning, tornados, fire, power loss, telecommunication failures, cyber-attacks and other similar events. They are also subject to acts such as computer viruses, physical or electronic vandalism or other similar disruptions that could cause system interruptions and loss of critical data, and could prevent us or our parent from fulfilling customers' orders. While we have taken reasonable efforts to protect ourselves, we cannot assure our unitholders that any of our or our parent's backup systems would be sufficient. Any event that causes failures or interruption in such hardware or software systems could result in disruption of our or our parent's business operations, have a negative impact on our parent's and our operating results, and damage each of our reputations, which could negatively affect our financial condition, results of operation, cash flows and ability to make distributions to our unitholders.

### ***Risks Related to an Investment in Us***

*Our parent owns and controls our general partner, which has sole responsibility for conducting our business and managing our operations. Our general partner and its affiliates, including our parent and Green Plains Trade, have conflicts of interest with us and limited duties to us and our unitholders, and they may favor their own interests to our detriment and that of our unitholders.*

Our parent owns and controls our general partner and appoints all of the directors of our general partner. Some of the directors and all of the executive officers of our general partner are also directors or officers of our parent. Although our general partner has a duty to manage us in a manner it believes to be in our best interests, the directors and officers of our general partner also have a duty to manage our general partner in a manner that is in the best interests of its owner, our parent. Conflicts of interest may arise between our general partner and its affiliates, including our parent and Green Plains Trade, on the one hand, and us and our unitholders, on the other hand. In resolving these conflicts of interest, our general partner may favor its own interests and the interests of its affiliates, including our parent and Green Plains Trade, over the interests of our unitholders. These conflicts include, among others, the following situations:

- neither our partnership agreement nor any other agreement requires our parent to pursue a business strategy that favors us or utilizes our assets, which could involve decisions by our parent, which also controls Green Plains Trade, to increase or decrease their ethanol production, shutdown or reconfigure its ethanol facilities, enter into commercial agreements with us, undertake acquisition opportunities for itself, or pursue and grow particular markets. Our parent's directors and officers have a fiduciary duty to make these decisions in the best interests of our parent and its stockholders, which may be contrary to our interests and those of our unitholders;
- our parent may be constrained by the terms of its debt instruments from taking actions, or refraining from taking

actions, that may be in our best interests;

- our parent has an economic incentive to cause us not to seek higher storage and service fees, even if such fees would reflect fees that could be obtained in arm's-length, third-party transactions, because Green Plains Trade, an indirect subsidiary of our parent, is our primary customer;
- our general partner determines the amount and timing of asset purchases and sales, borrowings, issuance of additional partnership securities, and the creation, reduction or increase of cash reserves, each of which can affect the amount of cash that is distributed to our unitholders;
- our general partner may cause us to borrow funds in order to permit the payment of cash distributions, even if the purpose or effect of the borrowing is to make a distribution on the subordinated units, to make incentive distributions or to accelerate the expiration of the subordination period;
- our general partner determines which costs incurred by it are reimbursable by us;
- our partnership agreement permits us to distribute up to \$40.0 million as operating surplus, even if it is generated from asset sales, non-working capital borrowings or other sources that would otherwise constitute capital surplus. This cash may be used to fund distributions on our subordinated units or the incentive distribution rights;
- our general partner is allowed to take into account the interests of parties other than us in exercising certain rights under our partnership agreement;
- our partnership agreement replaces the duties that would otherwise be owed by our general partner with contractual standards governing its duties, limiting our general partner's liabilities and restricting the remedies available to our unitholders for actions that, without the limitations, might constitute breaches of fiduciary duty;
- except in limited circumstances, our general partner has the power and authority to conduct our business and transfer its incentive distribution rights without unitholder approval;
- our general partner determines the amount and timing of many of our cash expenditures and whether a cash expenditure is classified as an expansion capital expenditure, which would not reduce operating surplus, or a maintenance capital expenditure, which would reduce our operating surplus. This determination can affect the amount of available cash from operating surplus that is distributed to our unitholders and to our general partner, the amount of adjusted operating surplus generated in any given period and the ability of the subordinated units to convert into common units;
- our general partner may exercise its right to call and purchase all of the common units not owned by it and its affiliates if it and its affiliates own more than 80% of the common units;
- our general partner controls the enforcement of obligations owed to us by our general partner and its affiliates, including our commercial agreements with its subsidiary, Green Plains Trade;
- our general partner decides whether to retain separate counsel, accountants or others to perform services for us; and
- our general partner, as the holder of our incentive distribution rights, may elect to cause us to issue common units to it in connection with a resetting of target distribution levels related to our general partner's incentive distribution rights without the approval of the conflicts committee of the board of directors of our general partner or our unitholders. This election may result in lower distributions to our unitholders in certain situations.

*Except as provided in our omnibus agreement, affiliates of our general partner, including our parent and Green Plains Trade, may compete with us, and neither our general partner nor its affiliates have any obligations to present business opportunities to us.*

Except as provided in our omnibus agreement, affiliates of our general partner, including our parent and Green Plains Trade, may compete with us. Pursuant to the terms of our partnership agreement, the doctrine of corporate opportunity, or any analogous doctrine, does not apply to our general partner or any of its affiliates, including our parent and Green Plains Trade, and their respective executive officers and directors. Any such person or entity that becomes aware of a potential transaction, agreement, arrangement or other matter that may be an opportunity for us does not have any duty to communicate or offer such opportunity to us. Any such person or entity is not liable to us or to any limited partner for breach of any fiduciary duty or other duty by reason of the fact that such person or entity pursues or acquires such opportunity for itself, directs such opportunity to another person or entity or does not communicate such opportunity or information to us. This may create actual and potential conflicts of interest between us and affiliates of our general partner, including our parent and Green Plains Trade, and result in less than favorable treatment of us and our common unitholders.

*Our general partner intends to limit its liability regarding our obligations.*

Our general partner intends to limit its liability under contractual arrangements between us and third parties so that the counterparties to such arrangements have recourse only against our assets and not against our general partner or its assets. Our general partner may therefore cause us to incur indebtedness or other obligations that are nonrecourse to our general partner. Our partnership agreement provides that any action taken by our general partner to limit its liability is not a breach of our general partner's duties, even if we could have obtained more favorable terms without the limitation on liability. In addition, we are obligated to reimburse or indemnify our general partner to the extent that it incurs obligations on our behalf. Any such reimbursement or indemnification payments would reduce the amount of cash otherwise available for distribution to our unitholders.

*Ongoing cost reimbursements and fees due to our general partner and its affiliates for services provided, which are determined by our general partner in its sole discretion, are substantial and reduce the amount of cash that we have available for distribution to our unitholders.*

Prior to making distributions on our common units, we reimburse our general partner and its affiliates for all expenses they incur on our behalf. These expenses include all costs incurred by our general partner and its affiliates in managing and operating us, including costs for rendering certain management, maintenance and operational services to us, reimbursable pursuant to the operational services and secondment agreement. Our partnership agreement provides that our general partner determines the expenses that are allocable to us in good faith. Under the omnibus agreement, we have agreed to reimburse our parent for certain direct or allocated costs and expenses incurred by our parent in providing general and administrative services in support of our business. In addition, under Delaware partnership law, our general partner has unlimited liability for our obligations, such as our debts and environmental liabilities, except for our contractual obligations that are expressly made without recourse to our general partner. To the extent our general partner incurs obligations on our behalf, we are obligated to reimburse or indemnify it. If we are unable or unwilling to reimburse or indemnify our general partner, our general partner may take actions to cause us to make payments of these obligations and liabilities. Payments to our general partner and its affiliates, including our parent, are substantial and reduce the amount of cash otherwise available for distribution to our unitholders.

*Our partnership agreement requires that we distribute all of our available cash, which could limit our ability to grow and make acquisitions.*

Our partnership agreement requires that we distribute all of our available cash to our unitholders. As a result, we rely primarily upon external financing sources, including commercial bank borrowings and the issuance of debt and equity securities, to fund our expansion capital expenditures and acquisitions. Therefore, to the extent that we are unable to finance growth externally, our cash distribution policy significantly impairs our ability to grow.

In addition, because we distribute all of our available cash, our growth may not be as fast as businesses that reinvest their available cash to expand ongoing operations. To the extent we issue additional partnership interests in connection with any acquisitions or expansion capital expenditures or as in-kind distributions, our current unitholders will experience dilution and the payment of distributions on those additional partnership interests may increase the risk that we will be unable to maintain or increase our per unit distribution level. There are no limitations in our partnership agreement, and we do not anticipate that there will be limitations in our revolving credit facility, on our ability to issue additional partnership securities, including units ranking senior to the common units. The incurrence of additional commercial borrowings or other debt to finance our growth strategy would result in increased debt service costs which, in turn, may impact the available cash that we have to distribute to our unitholders.

*Our partnership agreement replaces our general partner's fiduciary duties to holders of our common units with contractual standards governing its duties.*

As permitted by Delaware law, our partnership agreement contains provisions that eliminate the fiduciary standards that our general partner would otherwise be held to by state fiduciary duty law and replaces those duties with several different contractual standards. For example, our partnership agreement permits our general partner to make a number of decisions in its individual capacity, as opposed to in its capacity as our general partner, or otherwise, free of any duties to us and our unitholders. This entitles our general partner to consider only the interests and factors that it desires, and it has no duty or obligation to give any consideration to any interest of, or factors affecting, us, our affiliates or our limited partners. Examples of decisions that our general partner may make in its individual capacity include:

- how to allocate business opportunities among us and its other affiliates;
- whether to exercise its call rights;

- how to exercise its voting rights with respect to the units it owns;
- whether to exercise its registration rights;
- whether to elect to reset target distribution levels;
- whether or not to consent to any merger or consolidation of the partnership or amendment to the partnership agreement; and
- whether or not the general partner should elect to seek the approval of the conflicts committee or the unitholders, or neither, of any conflicted transaction.

By purchasing a common unit, a unitholder is treated as having consented to the provisions in our partnership agreement, including the provisions discussed above.

*Our partnership agreement restricts the remedies available to holders of our common units and our subordinated units for actions taken by our general partner that might otherwise constitute breaches of fiduciary duty.*

Our partnership agreement contains provisions that restrict the remedies available to our unitholders for actions taken by our general partner that might otherwise constitute breaches of fiduciary duty under state fiduciary duty law. For example, our partnership agreement provides that:

- whenever our general partner makes a determination or takes, or declines to take, any other action in its capacity as our general partner, our general partner is required to make such determination, or take or decline to take such other action, in good faith, and is not subject to any higher standard imposed by our partnership agreement, Delaware law, or any other law, rule or regulation, or at equity;
- our general partner does not have any liability to us or our unitholders for decisions made in its capacity as a general partner so long as it acted in good faith;
- our general partner and its officers and directors are not liable for monetary damages to us or our limited partners resulting from any act or omission unless there has been a final and non-appealable judgment entered by a court of competent jurisdiction determining that our general partner or its officers and directors, as the case may be, acted in bad faith or engaged in fraud or willful misconduct or, in the case of a criminal matter, acted with knowledge that the conduct was unlawful; and
- our general partner is not in breach of its obligations under the partnership agreement or its duties to us or our limited partners if a transaction with an affiliate or the resolution of a conflict of interest is:
  - approved by the conflicts committee of the board of directors of our general partner, although our general partner is not obligated to seek such approval;
  - approved by the vote of a majority of the outstanding common units, excluding any common units owned by our general partner and its affiliates; or
  - otherwise meets the standards set forth in our partnership agreement.

In connection with a situation involving a transaction with an affiliate or a conflict of interest, our partnership agreement provides that any determination by our general partner must be made in good faith, and that our conflicts committee and the board of directors of our general partner are entitled to a presumption that they acted in good faith. In any proceeding brought by or on behalf of any limited partner or the partnership, the person bringing or prosecuting such proceeding will have the burden of overcoming such presumption.

*Our partnership agreement designates the Court of Chancery of the State of Delaware as the exclusive forum for certain types of actions and proceedings that may be initiated by our unitholders, which limits our unitholders' ability to choose the judicial forum for disputes with us or our general partner's directors, officers or other employees.*

Our partnership agreement provides that, with certain limited exceptions, the Court of Chancery of the State of Delaware will be the exclusive forum for any claims, suits, actions or proceedings (1) arising out of or relating in any way to our partnership agreement (including any claims, suits or actions to interpret, apply or enforce the provisions of our partnership agreement or the duties, obligations or liabilities among limited partners or of limited partners to us, or the rights or powers of, or restrictions on, the limited partners or us), (2) brought in a derivative manner on our behalf, (3) asserting a claim of breach of a duty owed by any director, officer or other employee of us or our general partner, or owed by our general partner, to us or the limited partners, (4) asserting a claim arising pursuant to any provision of the Delaware Revised Uniform Limited Partnership Act, or the Delaware Act, or (5) asserting a claim against us governed by the internal affairs doctrine, each



referred to as a unitholder action. By purchasing a common unit, a limited partner is irrevocably consenting to these limitations and provisions regarding unitholder actions and submitting to the exclusive jurisdiction of the Court of Chancery of the State of Delaware (or such other court) in connection with any such unitholder actions. These provisions may have the effect of discouraging lawsuits against us and our general partner's directors and officers that may otherwise benefit us and our unitholders.

*Our partnership agreement provides that any unitholder bringing certain unsuccessful unitholder actions is obligated to reimburse us for any costs we have incurred in connection with such unsuccessful unitholder action.*

If any unitholder brings any unitholder action and such person does not obtain a judgment on the merits that substantially achieves, in substance and amount, the full remedy sought, then such person shall be obligated to reimburse us and our affiliates for all fees, costs and expenses of every kind and description, including but not limited to all reasonable attorneys' fees and other litigation expenses, that the parties may incur in connection with such unitholder action. For purposes of these provisions, "our affiliates" means any person that directly or indirectly controls, is controlled by or is under common control with us, and "control" means the possession, direct or indirect, of the power to direct or cause the direction of the management and policies of such person. Examples of "our affiliates," as used in these provisions, include Green Plains, our general partner, and the directors and officers of our general partner, and, depending on the situation, other third parties that fit within the definition of "our affiliates" described above.

A limited partner or any person holding a beneficial interest in us (whether through a broker, dealer, bank, trust company or clearing corporation or an agent of any of the foregoing or otherwise) is subject to these provisions. By purchasing a common unit, a limited partner is irrevocably consenting to these potential reimbursement obligations regarding unitholder actions. These provisions may have the effect of discouraging lawsuits against us and our general partner's directors and officers that might otherwise benefit us and our unitholders.

The reimbursement provision in our partnership agreement is not limited to specific types of unitholder action but is rather potentially applicable to the fullest extent permitted by law. Such reimbursement provisions are relatively new and untested. The case law and potential legislative action on these types of reimbursement provisions are evolving and there exists considerable uncertainty regarding the validity of, and potential judicial and legislative responses to, such provisions. For example, it is unclear whether our ability to invoke such reimbursement in connection with unitholder actions under federal securities laws would be pre-empted by federal law. Similarly, it is unclear how courts might apply the standard that a claiming party must obtain a judgment that substantially achieves, in substance and amount, the full remedy sought. For example, in the event the claiming party were to allege multiple claims and does not receive a favorable judgment for the full remedy sought for each of its alleged claims, it is unclear how courts would apportion our fees, costs and expenses, and whether courts would require the claiming party to reimburse us and our affiliates in full for all fees, costs and expenses relating to each of the claims, including those for which the claiming party received the remedy it sought. The application of our reimbursement provision in connection with such unitholder actions, if any, depends in part on future developments of the law. This uncertainty may have the effect of discouraging lawsuits against us and our general partner's directors and officers that might otherwise benefit us and our unitholders. In addition, given the unsettled state of the law related to reimbursement provisions, such as ours, we may incur significant additional costs associated with resolving disputes with respect to such provision, which could adversely affect our business and financial condition.

*Our general partner, or any transferee holding incentive distribution rights, may elect to cause us to issue common units to it in connection with a resetting of the target distribution levels related to its incentive distribution rights, without the approval of the conflicts committee or the holders of our common units, which could result in lower distributions to holders of our common units.*

Our general partner has the right, as the initial holder of our incentive distribution rights, at any time when there are no subordinated units outstanding and our general partner has received incentive distributions at the highest level to which it is entitled (48%, in addition to distributions paid on its 2% general partner interest) for each of the prior four consecutive fiscal quarters and the amount of each such distribution did not exceed the adjusted operating surplus for such quarter, to reset the initial target distribution levels at higher levels based on our distributions at the time of the exercise of the reset election. Following a reset election by our general partner, the minimum quarterly distribution will be adjusted to equal the reset minimum quarterly distribution and the target distribution levels will be reset to correspondingly higher levels based on percentage increases above the reset minimum quarterly distribution.

If our general partner elects to reset the target distribution levels, it will be entitled to receive a number of common units. The number of common units to be issued to our general partner will equal the number of common units that would have entitled the holder to an aggregate quarterly cash distribution in the quarter prior to the reset election equal to the distribution

to our general partner on the incentive distribution rights in the quarter prior to the reset election. Our general partner will also be issued the number of general partner interests necessary to maintain our general partner's interest in us at the level that existed immediately prior to the reset election. We anticipate that our general partner would exercise this reset right in order to facilitate acquisitions or internal growth projects that would not be sufficiently accretive to cash distributions per common unit without such reset. It is possible, however, that our general partner could exercise this reset election at a time when it is experiencing, or expects to experience, declines in the cash distributions it receives related to its incentive distribution rights and may, therefore, desire to be issued common units rather than retain the right to receive incentive distributions based on the initial target distribution levels. This risk could be elevated if our incentive distribution rights have been transferred to a third party. As a result, a reset election may cause our common unitholders to experience a reduction in the amount of cash distributions that our common unitholders would have otherwise received had we not issued new common units and general partner interests to our general partner in connection with resetting the target distribution levels.

*Our general partner has a limited call right that may require our unitholders to sell their common units at an undesirable time or price.*

If at any time our general partner and its affiliates own more than 80% of our then-outstanding common units, our general partner will have the right, but not the obligation, which it may assign to any of its affiliates or to us, to acquire all, but not less than all, of the common units held by unaffiliated persons at a price equal to the greater of (1) the average of the daily closing price of the common units over the 20 trading days preceding the date three business days before notice of exercise of the call right is first mailed and (2) the highest per-unit price paid by our general partner or any of its affiliates for common units during the 90-day period preceding the date such notice is first mailed. As a result, our unitholders may be required to sell their common units at an undesirable time or price and may not receive any return, or may receive a negative return, on their investment. Our unitholders may also incur a tax liability upon a sale of their common units. Our general partner is not obligated to obtain a fairness opinion regarding the value of the common units to be repurchased by it upon exercise of the limited call right. There is no restriction in our partnership agreement that prevents our general partner from issuing additional common units and exercising its call right. Our parent owns an aggregate of approximately 27.9% of our outstanding common units (excluding any common units owned by directors, director nominees and executive officers of our general partner or of Green Plains). At the end of the subordination period (which could have occurred as early as within the quarter ending September 30, 2016), assuming no additional issuances of common units (other than upon the conversion of the subordinated units), our parent will own an aggregate of approximately 64.1% of our outstanding common units (excluding any common units owned by directors, director nominees and executive officers of our general partner or of Green Plains) and therefore would not be able to exercise the call right at that time.

*Our unitholders have limited voting rights and are not entitled to elect our general partner or the board of directors of our general partner, which could reduce the price at which our common units trade.*

Unlike the holders of common stock in a corporation, unitholders have only limited voting rights on matters affecting our business and, therefore, limited ability to influence management's decisions regarding our business. For example, unlike holders of stock in a public corporation, unitholders do not have "say-on-pay" advisory voting rights. Our unitholders did not elect our general partner or the board of directors of our general partner, and have no right to elect our general partner or the board of directors of our general partner on an annual or other continuing basis. The board of directors of our general partner, including its independent directors, is chosen by the member of our general partner. Furthermore, if our unitholders are dissatisfied with the performance of our general partner, they have little ability to remove our general partner. Our partnership agreement also contains provisions limiting the ability of our unitholders to call meetings or to acquire information about our operations, as well as other provisions limiting our unitholders' ability to influence the manner or direction of management. As a result of these limitations, the price at which our common units trade could be diminished because of the absence or reduction of a takeover premium in the trading price.

*Even if our unitholders are dissatisfied, they cannot initially remove our general partner without its consent.*

Our unitholders are unable to remove our general partner without its consent because our general partner and its affiliates own sufficient units to be able to prevent its removal. The vote of the holders of at least 66 2/3% of all outstanding common units and subordinated units voting together as a single class is required to remove the general partner. Our parent owns approximately 64.1% of our total outstanding common units and subordinated units on an aggregate basis (excluding any common units owned by directors, director nominees and executive officers of our general partner or of Green Plains). Also, if our general partner is removed without cause during the subordination period and common units and subordinated units held by our general partner and its affiliates are not voted in favor of that removal, all remaining subordinated units will automatically convert into common units and any existing arrearages on our common units will be extinguished. A removal of our general partner under these circumstances would adversely affect our common units by prematurely eliminating their distribution and liquidation preference over our subordinated units, which would otherwise have continued until we had met

certain distribution and performance tests. Cause is narrowly defined under our partnership agreement to mean that a court of competent jurisdiction has entered a final, non-appealable judgment finding the general partner liable for actual fraud or willful misconduct in its capacity as our general partner. Cause does not include most cases of charges of poor management of the business.

*Our partnership agreement eliminates the voting rights of certain of our unitholders owning 20% or more of our common units.*

Our unitholders' voting rights are further restricted by the partnership agreement provision providing that any units held by a person that owns 20% or more of any class of units then outstanding, other than our general partner, its affiliates, including our parent, their transferees and persons who acquired such units with the prior approval of the board of directors of our general partner, cannot vote on any matter.

*Our general partner's interest in us or the control of our general partner may be transferred to a third party without unitholder consent.*

Our general partner may transfer its general partner interest to a third party in a merger or in a sale of all or substantially all of its assets without the consent of our unitholders. Furthermore, our partnership agreement does not restrict the ability of our parent from transferring all or a portion of its ownership interest in our general partner to a third party. The new owner of our general partner would then be in a position to replace the board of directors and officers of our general partner with its own choices and thereby exert significant control over the decisions made by the board of directors and officers. This effectively permits a "change of control" without the vote or consent of our unitholders.

*The incentive distribution rights held by our general partner may be transferred to a third party without unitholder consent.*

Our general partner may transfer all or a portion of its incentive distribution rights to a third party at any time without the consent of our unitholders, and such transferee shall have the same rights as the general partner relative to resetting target distributions if our general partner concurs that the test for resetting target distributions have been fulfilled. If our general partner transfers the incentive distribution rights to a third party it may not have the same incentive to grow our partnership and increase quarterly distributions to our unitholders over time as it would if it had retained ownership of the incentive distribution rights. For example, a transfer of incentive distribution rights by our general partner could reduce the likelihood of our parent accepting offers made by us relating to assets owned by it and our parent would have less of an economic incentive to grow our business, which in turn would impact our ability to grow our asset base.

*We may issue additional partnership interests, including units that are senior to the common units, without unitholder approval, which would dilute our unitholders' existing ownership interests.*

Our partnership agreement does not limit the number of additional limited partner interests or general partner interests that we may issue at any time without the approval of our unitholders. The issuance by us of additional common units, general partner interests or other equity securities of equal or senior rank to our common units as to distributions or in liquidation or that have special voting rights or other rights, have the following effects:

- each unitholder's proportionate ownership interest in us will decrease;
- the amount of distributable cash flow on each unit may decrease;
- because a lower percentage of total outstanding units will be subordinated units, the risk that a shortfall in the payment of the minimum quarterly distribution will be borne by our common unitholders will increase;
- because the amount payable to holders of incentive distribution rights is based on a percentage of the total distributable cash flow, the distributions to holders of incentive distribution rights will increase even if the per unit distribution on common units remains the same;
- the ratio of taxable income to distributions may increase;
- the relative voting strength of each previously outstanding unit may be diminished;
- the claims of the common unitholders to our assets in the event of our liquidation may be subordinated; and
- the market price of the common units may decline.

The issuance by us of additional general partner interests may have the following effects, among others, if such general partner interests are issued to a person that is not an affiliate of our parent:

- management of our business may no longer reside solely with our current general partner; and
- affiliates of the newly admitted general partner may compete with us, and neither that general partner nor such affiliates will have any obligation to send business opportunities to us.

*Common units eligible for future sale may cause the price of our common units to decline.*

Sales of substantial amounts of our common units in the public market, or the perception that these sales may occur, could cause the market price of our common units to decline. This could also impair our ability to raise additional capital through the sale of our equity interests. Our parent holds 4,389,642 common units and 15,889,642 subordinated units. All of the subordinated units will convert into common units at the end of the subordination period and some may convert earlier under certain circumstances. Additionally, we have agreed to provide our parent with certain registration rights under applicable securities laws. The sale of these common units in public or private markets could have an adverse impact on the price of the common units or on any trading market that may develop.

*Our general partner's discretion in establishing cash reserves may reduce the amount of distributable cash flow to our unitholders.*

Our partnership agreement requires our general partner to deduct from operating surplus the cash reserves that it determines are necessary to fund our future operating expenditures. In addition, our partnership agreement permits the general partner to reduce available cash by establishing cash reserves for the proper conduct of our business, to comply with applicable law or agreements that we are a party to, or to provide funds for future distributions to partners. These cash reserves affect the amount of distributable cash flow to our unitholders.

*If we distribute available cash from capital surplus, which is analogous to a return of capital, our minimum quarterly distribution will be proportionately reduced, and the target distribution relating to our general partner's incentive distributions will be proportionately decreased.*

Our distributions of available cash are characterized as derived from either operating surplus or capital surplus. Operating surplus as defined in our partnership agreement generally means amounts we have received from operations or "earned," less operating expenditures and cash reserves to provide funds for our future operations. Capital surplus is defined in our partnership agreement as any distribution of available cash in excess of our cumulative operating surplus, and generally would result from cash received from non-operating sources such as sales of other dispositions of assets and issuances of debt and equity securities.

Our partnership agreement treats a distribution of capital surplus as the repayment of the IPO initial unit price, which is analogous to a return of capital. Each time a distribution of capital surplus is made, the minimum quarterly distribution and the target distribution levels will be proportionately reduced. Because distributions of capital surplus will reduce the minimum quarterly distribution after any of these distributions are made, the effects of distributions of capital surplus may make it easier for our general partner to receive incentive distributions and for the subordinated units to convert into common units.

*Unitholder liability may not be limited if a court finds that unitholder action constitutes control of our business.*

A general partner of a partnership generally has unlimited liability for the obligations of the partnership, except for those contractual obligations of the partnership that are expressly made without recourse to the general partner. Our partnership is organized under Delaware law, and we own assets and conduct business throughout much of the United States. Our unitholders could be liable for any and all of our obligations as if they were a general partner if:

- a court or government agency determines that we were conducting business in a state but had not complied with that particular state's partnership statute; or
- unitholder rights to act with other unitholders to remove or replace the general partner, to approve some amendments to our partnership agreement or to take other actions under our partnership agreement constitute "control" of our business.

*Our unitholders may have liability to repay distributions that were wrongfully distributed to them.*

Under certain circumstances, our unitholders may have to repay amounts wrongfully distributed to them. Under Section 17-607 of the Delaware Act, we may not make a distribution to our unitholders if the distribution would cause our liabilities to exceed the fair value of our assets. Delaware law provides that for a period of three years from the date of the

impermissible distribution, limited partners who received the distribution and who knew at the time of the distribution that it violated Delaware law will be liable to the limited partnership for the distribution amount. Substituted limited partners are liable for the obligations of the assignor to make contributions to the partnership that are known to the substituted limited partner at the time it became a limited partner and for unknown obligations if the liabilities could be determined from the partnership agreement. Liabilities to partners on account of their partnership interest and liabilities that are nonrecourse to the partnership are not counted for purposes of determining whether a distribution is permitted.

*The price of our common units may fluctuate significantly, which could cause our unitholders to lose all or part of their investment.*

As of December 31, 2016, there are 11,521,016 publicly traded common units. In addition, our parent owns 4,389,642 common units and 15,889,642 subordinated units, representing an aggregate 62.5% limited partner interest in us. Our unitholders may not be able to resell their common units at or above their purchase price. Additionally, the lack of liquidity may result in wide bid-ask spreads, contribute to significant fluctuations in the market price of the common units and limit the number of investors who are able to buy the common units.

The market price of our common units may decline below current levels. The market price of our common units may also be influenced by many factors, some of which are beyond our control, including:

- our operating and financial performance;
- quarterly variations in our financial indicators, such as net earnings (loss) per unit, net earnings (loss) and revenues;
- the amount of distributions we make and our earnings or those of other companies in our industry or other publicly traded partnerships;
- the loss of our parent or one of its subsidiaries, such as Green Plains Trade, as a customer;
- events affecting the business and operations of our parent;
- announcements by us or our competitors of significant contracts or acquisitions;
- changes in revenue or earnings estimates, or changes in recommendations or withdrawal of research coverage, by equity research analysts;
- speculation in the press or investment community;
- changes in accounting standards, policies, guidance, interpretations or principles;
- additions or departures of key management personnel;
- actions by our unitholders;
- general market conditions, including fluctuations in commodity prices;
- domestic and international economic, legal and regulatory factors related to our performance;
- future sales of our common units by us or our other unitholders, or the perception that such sales may occur; and
- other factors described in this report under *Item 1A – Risk Factors*.

As a result of these factors, investors in our common units may not be able to resell their common units at or above the current trading price. In addition, the stock market in general has experienced extreme price and volume fluctuations that have often been unrelated or disproportionate to the operating performance of companies like us. These broad market and industry factors may materially reduce the market price of our common units, regardless of our operating performance.

*Nasdaq does not require a publicly traded partnership like us to comply with certain of its corporate governance requirements.*

We have listed our common units on Nasdaq. Because we are a publicly traded partnership, Nasdaq does not require us to have a majority of independent directors on our general partner's board of directors or to establish a compensation committee or a nominating and corporate governance committee. Accordingly, our unitholders do not have the same protections afforded to certain corporations that are subject to all of Nasdaq's corporate governance requirements.

*We incur increased costs as a result of being a publicly traded partnership.*

We have limited history operating as a publicly traded partnership. As a publicly traded partnership, we incur significant legal, accounting and other expenses that we did not incur prior to the IPO. In addition, the Sarbanes-Oxley Act of 2002, as well as rules implemented by the SEC and Nasdaq, require publicly traded entities to adopt various corporate governance practices that further increase our costs. Before we are able to make distributions to our unitholders, we must first pay or reserve cash for our expenses, including the costs of being a publicly traded partnership. As a result, the amount of cash we have available for distribution to our unitholders is affected by the costs associated with being a public company.

We are subject to the public reporting requirements of the Exchange Act. We expect these rules and regulations to increase certain of our legal and financial compliance costs and to make activities more time-consuming and costly. For example, the board of directors of our general partner is required to have at least three independent directors, create an audit committee and adopt policies regarding internal controls and disclosure controls and procedures, including the preparation of reports on internal controls over financial reporting. In addition, we incur additional costs associated with our SEC reporting requirements and preparation of various tax documents, including Schedule K-1s.

We also incur significant expense in order to obtain director and officer liability insurance. Because of the limitations in coverage for directors, it may be more difficult for us to attract and retain qualified persons to serve on the board of directors of our general partner or as executive officers.

### ***Tax Risks to Our Unitholders***

*Our tax treatment depends on our status as a partnership for U.S. federal income tax purposes. If the Internal Revenue Service were to treat us as a corporation for U.S. federal income tax purposes, which would subject us to entity-level taxation, or if we were otherwise subjected to a material amount of additional entity-level taxation, then our distributable cash flow to our unitholders would be substantially reduced.*

The anticipated after-tax benefit of an investment in our units depends largely on our being treated as a partnership for U.S. federal income tax purposes.

Despite the fact that we are a limited partnership under Delaware law, it is possible in certain circumstances for a partnership such as ours to be treated as a corporation for U.S. federal income tax purposes. A change in our business or a change in current law could cause us to be treated as a corporation for U.S. federal income tax purposes or otherwise subject us to taxation as an entity.

If we were treated as a corporation for U.S. federal income tax purposes, we would pay U.S. federal income tax on our taxable income at the corporate tax rate, which is currently a maximum of 35%, and would likely pay state and local income tax at varying rates. Distributions to our unitholders would generally be taxed again as corporate dividends (to the extent of our current and accumulated earnings and profits), and no income, gains, losses, deductions, or credits would flow through to our unitholders. Because a tax would be imposed upon us as a corporation, our distributable cash flow would be substantially reduced. In addition, changes in current state law may subject us to additional entity-level taxation by individual states. Because of widespread state budget deficits and other reasons, several states are evaluating ways to subject partnerships to entity-level taxation through the imposition of state income, franchise and other forms of taxation. Imposition of any such taxes may substantially reduce the distributable cash flow to our unitholders. Therefore, if we were treated as a corporation for U.S. federal income tax purposes or otherwise subjected to a material amount of entity-level taxation, there would be material reduction in the anticipated cash flow and after-tax return to our unitholders, likely causing a substantial reduction in the value of our units.

Our partnership agreement provides that, if a law is enacted or existing law is modified or interpreted in a manner that subjects us to taxation as a corporation or otherwise subjects us to entity-level taxation for U.S. federal, state or local income tax purposes, the minimum quarterly distribution amount and the target distribution levels may be adjusted to reflect the impact of that law on us.

*The tax treatment of publicly traded partnerships or an investment in our units could be subject to potential legislative, judicial or administrative changes or differing interpretations, possibly applied on a retroactive basis.*

The present U.S. federal income tax treatment of publicly traded partnerships, including us, or an investment in our common units may be modified by administrative, legislative or judicial interpretation at any time. In addition, from time to time, members of Congress and the President propose and consider substantive changes to the existing U.S. federal income

tax laws that affect publicly traded partnerships, including the elimination of partnership tax treatment for publicly traded partnerships. Any modification to the U.S. federal income tax laws and interpretations thereof may or may not be retroactively applied and could make it more difficult or impossible to meet the exception for us to be treated as a partnership for U.S. federal income tax purposes.

For example, in May 2015, the Department of Treasury issued proposed regulations regarding qualifying income for publicly traded partnerships. The proposed regulations provide rules regarding the types of natural resource activities that generate qualifying income for publicly traded partnerships. On January 19, 2017, the Department of Treasury publicly released the text of final regulations regarding qualifying income, which were published in the Federal Register on January 24, 2017. On January 20, 2017, the Trump administration released a memorandum that generally delayed all pending regulations from publication in the Federal Register pending review and approval. It is unclear whether the final regulations will remain effective in their current form or whether the final regulations will be revised.

We are unable to predict whether any of these changes or any other proposals will ultimately be enacted or adopted. However, it is possible that a change in law could affect us, and any such changes could negatively impact the value of an investment in our common units.

*If the IRS were to contest the U.S. federal income tax positions we take, it may adversely impact the market for our common units, and the costs of any such contest would reduce distributable cash flow to our unitholders.*

We have not requested a ruling from the IRS with respect to our treatment as a partnership for U.S. federal income tax purposes. The IRS may adopt positions that differ from the positions we take, even if taken with the advice of counsel, and the IRS's positions may ultimately be sustained. It may be necessary to resort to administrative or court proceedings to sustain some or all of the positions we take. A court may not agree with some or all of the positions we take. Any contest with the IRS may materially and adversely impact the market for our common units and the prices at which they trade. Moreover, the costs of any contest between us and the IRS will result in a reduction in distributable cash flow to our unitholders and thus will be borne indirectly by our unitholders.

As part of the Bipartisan Budget Act of 2015, enacted on November 2, 2015, legislation was passed requiring large partnerships to pay federal tax deficiencies. This differs from the current rules which require tax deficiency collection from the partners directly. A tax assessment paid by the partnership would reduce distributable cash flow available to unitholders, potentially for tax assessments related to years in which they did not own partnership units. The new rules are effective for taxable years beginning after December 31, 2017. Partnerships may elect to apply the rules to years beginning after November 2, 2015. We are still evaluating the new audit rules and will determine at a later date whether or not to elect early application.

*Even if our unitholders do not receive any cash distributions from us, our unitholders are required to pay taxes on their share of our taxable income.*

Because our unitholders are treated as partners to whom we allocate taxable income that could be different in amount than the cash we distribute, our unitholders' allocable share of our taxable income is taxable to our unitholders, which may require the payment of U.S. federal income taxes and, in some cases, state and local income taxes, on our unitholders' share of our taxable income even if our unitholders receive no cash distributions from us. Our unitholders may not receive cash distributions from us equal to their share of our taxable income or even equal to the actual tax liability that results from that income.

*Tax gain or loss on the disposition of our common units could be more or less than expected.*

If our unitholders sell common units, they will recognize gain or loss equal to the difference between the amount realized and their tax basis in those common units. Because distributions in excess of their allocable share of our net taxable income decrease their tax basis in their common units, the amount, if any, of such prior excess distributions with respect to the common units they sell will, in effect, become taxable income to them if they sell such common units at a price greater than the tax basis therein, even if the price they receive is less than their original cost. Furthermore, a substantial portion of the amount realized, whether or not representing gain, may be taxed as ordinary income to such unitholder due to potential recapture items, including depreciation recapture. In addition, because the amount realized includes a unitholder's share of our nonrecourse liabilities, if our unitholders sell common units, they may incur a tax liability in excess of the amount of cash they receive from the sale.

*Tax-exempt entities and non-U.S. persons owning our common units face unique tax issues that may result in adverse tax consequences to them.*

Investment in our common units by tax-exempt entities, such as IRAs, and non-U.S. persons, raises issues unique to them. For example, virtually all of our income allocated to organizations exempt from U.S. federal income tax, including IRAs and other retirement plans, will be unrelated business taxable income and will be taxable to them. Distributions to non-U.S. persons will be reduced by withholding taxes at the highest applicable effective tax rate, and non-U.S. persons will be required to file U.S. federal income tax returns and pay tax on their share of our taxable income. Tax exempt entities and non-U.S. persons should consult a tax advisor before investing in our common units.

*We treat each purchaser of our common units as having the same tax benefits without regard to the common units purchased. The IRS may challenge this treatment, which could adversely affect the value of our common units.*

Because we cannot match transferors and transferees of common units and because of other reasons, we adopted depreciation and amortization positions that may not conform to all aspects of existing Treasury Regulations. A successful IRS challenge to those positions could adversely affect the amount of tax benefits available to our unitholders. Our counsel is unable to opine as to the validity of such filing positions. It also could affect the timing of these tax benefits or the amount of gain from the sale of common units and could have a negative impact on the value of our common units or result in audit adjustments to our unitholders' tax returns.

*We prorate our items of income, gain, loss, and deduction between transferors and transferees of our common units each month based upon the ownership of our common units on the first day of each month, instead of on the basis of the date a particular common unit is transferred. The IRS may challenge this treatment, which could change the allocation of items of income, gain, loss, and deduction among our unitholders.*

We prorate our items of income, gain, loss, and deduction for U.S. federal income tax purposes between transferors and transferees of our common units each month based upon the ownership of our common units on the first day of each month, instead of on the basis of the date a particular common unit is transferred. Although simplifying conventions are contemplated by the Internal Revenue Code and most publicly traded partnerships use similar simplifying conventions, the use of this proration method may not be permitted under existing Treasury Regulations. The U.S. Treasury recently adopted final Treasury Regulations allowing similar monthly simplifying conventions. However, the final Treasury Regulations do not specifically authorize the use of the proration method that we have adopted and, accordingly, our counsel is unable to opine as to the validity of this method. If the IRS were to challenge our proration method, we may be required to change the allocation of items of income, gain, loss, and deduction among our unitholders.

*A unitholder whose common units are the subject of a securities loan (e.g., a loan to a "short seller" to cover a short sale of common units) may be considered as having disposed of those common units. If so, he would no longer be treated for tax purposes as a partner with respect to those common units during the period of the loan and may recognize gain or loss from the disposition.*

Because a unitholder whose common units are loaned to a "short seller" to effect a short sale of common units may be considered as having disposed of the loaned common units, he may no longer be treated for U.S. federal income tax purposes as a partner with respect to those common units during the period of the loan to the short seller and the unitholder may recognize gain or loss from such disposition. Moreover, during the period of the loan to the short seller, any of our income, gain, loss or deduction with respect to those common units may not be reportable by the unitholder and any cash distributions received by the unitholder as to those common units could be fully taxable as ordinary income. Unitholders desiring to assure their status as partners and avoid the risk of gain recognition from a loan to a short seller are urged to consult a tax advisor to discuss whether it is advisable to modify any applicable brokerage account agreements to prohibit their brokers from loaning their common units.

*We will adopt certain valuation methodologies that may result in a shift of income, gain, loss, and deduction between our unitholders. The IRS may challenge this treatment, which could adversely affect the value of the common units.*

When we issue additional common units or engage in certain other transactions, we will determine the fair market value of our assets and allocate any unrealized gain or loss attributable to our assets to the capital accounts of our unitholders and our general partner. Our methodology may be viewed as understating the value of our assets. In that case, there may be a shift of income, gain, loss, and deduction between certain of our unitholders and our general partner, which may be unfavorable to such unitholders. Moreover, under our valuation methods, subsequent purchasers of common units may have a greater portion of their Internal Revenue Code Section 743(b) adjustment allocated to our tangible assets and a lesser portion allocated to our intangible assets. The IRS may challenge our valuation methods, or our allocation of the Section 743(b)



adjustment attributable to our tangible and intangible assets, and allocations of income, gain, loss, and deduction between our general partner and certain of our unitholders.

A successful IRS challenge to these methods or allocations could adversely affect the amount of taxable income or loss being allocated to our unitholders. It also could affect the amount of taxable gain from our unitholders' sale of common units and could have a negative impact on the value of the common units or result in audit adjustments to our unitholders' tax returns without the benefit of additional deductions.

*The sale or exchange of 50% or more of our capital and profits interests within a twelve-month period will result in the termination of us as a partnership for U.S. federal income tax purposes.*

We will be considered to have technically terminated our partnership for U.S. federal income tax purposes if there is a sale or exchange of 50% or more of the total interests in our capital and profits within a twelve-month period. For purposes of determining whether the 50% threshold has been met, multiple sales of the same interest will be counted only once. Our technical termination would, among other things, result in the closing of our taxable year for all unitholders, which would result in our filing two tax returns (and our unitholders could receive two Schedule K-1s if relief was not available, as described below) for one fiscal year and could result in a significant deferral of depreciation deductions allowable in computing our taxable income. In the case of a unitholder reporting on a taxable year other than a fiscal year ending December 31, the closing of our taxable year may also result in more than twelve months of our taxable income or loss being includable in taxable income for the unitholder's taxable year that includes our termination. Our termination currently would not affect our classification as a partnership for U.S. federal income tax purposes, but it would result in our being treated as a new partnership for U.S. federal income tax purposes following the termination. If we were treated as a new partnership, we would be required to make new tax elections, including a new election under Section 754 of the Internal Revenue Code, and could be subject to penalties if we were unable to determine that a termination occurred. The IRS announced a relief procedure whereby if a publicly traded partnership that has technically terminated requests and the IRS grants special relief, among other things, the partnership may be permitted to provide one Schedule K-1 to unitholders for the year notwithstanding two partnership tax years.

*As a result of investing in our common units, our unitholders may be subject to state and local taxes and return filing requirements in jurisdictions where we operate or own or acquire properties.*

In addition to U.S. federal income taxes, our unitholders may be subject to other taxes, including foreign, state, and local taxes, unincorporated business taxes, and estate, inheritance or intangible taxes that are imposed by the various jurisdictions in which we conduct business or control property now or in the future, even if our unitholders do not live in any of those jurisdictions. Our unitholders may be required to file foreign, state, and local income tax returns and pay state and local income taxes in some or all of these various jurisdictions. Further, our unitholders may be subject to penalties for failure to comply with those requirements. We expect to conduct business in multiple states, many of which impose a personal income tax on individuals as well as corporations and other entities. It is the responsibility of our unitholders to file all U.S. federal, foreign, state, and local tax returns.

#### **Item 1B. Unresolved Staff Comments.**

None.

#### **Item 2. Properties.**

See *Item 1 – Business, Our Assets and Services* for a description of our properties and their utilization. We believe our properties and facilities are adequate for our operations and properly maintained.

#### **Item 3. Legal Proceedings.**

We may be involved in litigation that arises during the ordinary course of business. We are not, however, involved in any material litigation at this time.

#### **Item 4. Mine Safety Disclosures.**

Not applicable.

## PART II

### Item 5. Market for Registrant’s Common Equity, Related Stockholder Matters and Issuer Purchases of Equity Securities.

On June 26, 2015, our common units began trading under the symbol “GPP” on Nasdaq. On July 1, 2015, we completed our IPO of 11,500,000 common units, representing limited partner interests, for \$15.00 per common unit. Our parent currently owns 4,389,642 common units and 15,889,642 subordinated units, constituting a 62.5% limited partner ownership interest in us. The following tables list the common units’ highest and lowest price, along with the quarterly cash distribution per unit, for the periods indicated:

Year Ended December 31, 2016	Common Unit Price Range		Quarterly Cash Distribution Per Unit <sup>(2)</sup>
	High	Low	
Three months ended December 31, 2016 <sup>(1)</sup>	\$ 21.75	\$ 17.05	\$ 0.4300
Three months ended September 30, 2016	\$ 20.41	\$ 15.22	\$ 0.4200
Three months ended June 30, 2016	\$ 16.10	\$ 13.01	\$ 0.4100
Three months ended March 31, 2016	\$ 16.39	\$ 12.41	\$ 0.4050

Year Ended December 31, 2015	Common Unit Price Range		Quarterly Cash Distribution Per Unit <sup>(2)</sup>
	High	Low	
Three months ended December 31, 2015	\$ 16.54	\$ 12.49	\$ 0.4025
Three months ended September 30, 2015	\$ 16.00	\$ 10.92	\$ 0.4000
Three months ended June 30, 2015	\$ 16.29	\$ 14.85	\$ n/a
Three months ended March 31, 2015	\$ n/a	\$ n/a	\$ n/a

(1) The closing price of our common units on December 31, 2016, was \$19.80.

(2) Represents cash distributions applicable to the period the distributions were earned, which are regularly paid during the following quarter.

#### ***Holder of Record***

We had six holders of record of our common units on December 31, 2016, one of which holds the 11,500,000 outstanding common units held by the public, including those held in street name.

#### ***Cash Distribution Policy***

For each calendar quarter commencing with the quarter ended September 30, 2015, the partnership agreement requires us to distribute all available cash, as defined, to our partners within 45 days after the end of each calendar quarter. Available cash generally means all cash and cash equivalents on hand at the end of that quarter less cash reserves established by our general partner plus all or any portion of the cash on hand resulting from working capital borrowings made subsequent to the end of that quarter. For additional information on our cash distribution policy, please refer to *Note 11 – Partners’ Capital* to the consolidated financial statements in this report.

#### ***Issuer Purchases of Equity Securities***

None.

#### ***Recent Sales of Unregistered Securities***

None.

#### ***Equity Compensation Plans***

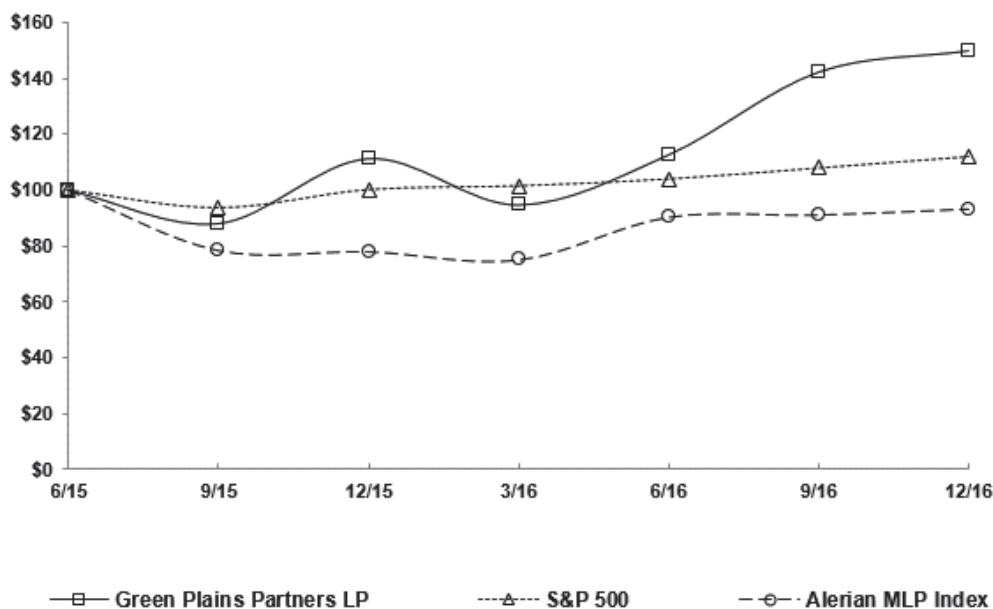
Refer to *Item 12 – Security Ownership of Certain Beneficial Owners and Management and Related Stockholder Matters* for information regarding units authorized for issuance under equity compensation plans in this report.

## Performance Graph

The following graph compares our cumulative total return on our common units since the IPO to the cumulative total return of the S&P 500 Index and the Alerian MLP Index (AMZX), assuming \$100 was invested in each option as of June 26, 2015, the date common units began trading. The Alerian MLP Index is a composite of the 50 most prominent master limited partnerships and is calculated using a float-adjusted, capitalization weighted methodology.

### COMPARISON OF 18 MONTH CUMULATIVE TOTAL RETURN\*

Among Green Plains Partners LP, the S&P 500 Index, and Alerian MLP Index



\*\$100 invested on 6/26/15 in stock or 6/30/15 in index, including reinvestment of dividends. Fiscal year ending December 31.

	6/15	9/15	12/15	3/16	6/16	9/16	12/16
Green Plains Partners	\$ 100	\$ 88.00	\$ 111.27	\$ 94.68	\$ 112.62	\$ 142.31	\$ 149.95
S&P 500 Index	100	93.56	100.15	101.50	103.99	108.00	112.13
Alerian MLP Index	100	78.52	78.05	75.09	90.30	91.12	93.26

The information in the graph is not considered solicitation material, nor will it be filed with the SEC or incorporated by reference into any future filing under the Securities Act or Exchange Act unless we specifically incorporate it by reference into our filing.

## Item 6. Selected Financial Data.

The statement of operations data for the years ended December 31, 2016, 2015 and 2014, and the balance sheet data as of December 31, 2016 and 2015, are derived from our audited consolidated financial statements and should be read together with the accompanying notes included elsewhere in this report.

The statement of operations data for the year ended December 31, 2013, and the balance sheet data year ended December 31, 2014 and 2013, is derived from our audited consolidated financial statements that are not included in this report, which describe a number of matters that materially affect the comparability of the periods presented.

Our results of operations are not comparable to periods prior to our IPO on July 1, 2015, when the storage and transportation agreements between us and Green Plains Trade became effective. The ethanol storage and leased railcar assets contributed by our parent are recognized at historical cost and reflected retroactively in our consolidated financial statements, along with related expenses, such as depreciation, amortization and railcar lease expenses. There were no revenues related to these assets reflected in the consolidated financial statement for periods before July 1, 2015. Periods ended on or before June 30, 2015, include the activities of BlendStar, which provided terminal and trucking services for our parent as well as third parties.

These financial statements also reflect the acquisition of the ethanol storage and leased railcar assets of the Hereford, Texas and Hopewell, Virginia ethanol production facilities from our sponsor in a transfer between entities under common control, effective January 1, 2016. The assets were recognized at historical cost and reflected retroactively along with related expenses for periods prior to the effective date of the acquisition, subsequent to the initial dates the assets were acquired by our sponsor, on October 23, 2015, and November 12, 2015, for Hopewell and Hereford, respectively. There were no revenues related to these assets for periods before January 1, 2016, when amendments to our commercial agreements related to the drop down became effective.

On September 23, 2016, we acquired the ethanol storage assets located in Madison, Illinois; Mount Vernon, Indiana and York, Nebraska related to three ethanol plants, which occurred concurrently with the acquisition of these facilities by Green Plains from subsidiaries of Abengoa S.A. The transaction was accounted for as a transfer between entities under common control and the assets were recognized at the preliminary value recorded in Green Plains' purchase accounting. No retroactive adjustments were required.

The following selected financial data should be read together with *Item 7 – Management's Discussion and Analysis of Financial Condition and Results of Operations – Adjusted EBITDA and Distributable Cash Flow* of this report. The financial information below is not necessarily indicative of our expected results for any future period, which could differ materially from historical results due to numerous factors, including those discussed in *Item 1A – Risk Factors* of this report.

	<b>Year Ended December 31,</b>			
	<b>2016</b>	<b>2015*</b>	<b>2014</b>	<b>2013</b>
<b>Statement of Operations Data:</b>				
(in thousands, except per unit information)				
Revenues	\$ 103,772	\$ 50,937	\$ 12,843	\$ 11,032
Operations and maintenance	34,211	29,601	26,424	17,854
General and administrative	4,423	3,114	1,403	1,402
Depreciation and amortization	5,647	5,828	5,544	3,572
Operating income (loss)	59,491	12,394	(20,528)	(11,796)
Other expense	(2,462)	(295)	(63)	(719)
Net income (loss)	56,805	16,108	(12,833)	(7,810)
Net loss attributable to MLP predecessor	-	(6,628)	(12,833)	(7,810)
Net loss attributable to sponsor	-	(273)	-	-
Net income attributable to the partnership	56,805	23,009	-	-
Earnings per limited partner unit (basic and diluted):				
Common units	\$ 1.75	\$ 0.71		
Subordinated units	\$ 1.75	\$ 0.71		
Weighted average limited partner units outstanding (basic and diluted):				
Common units	15,904	15,897		
Subordinated units	15,890	15,890		
Distribution declared per unit	\$ 1.6650	\$ 0.8025		

\*Recast to include historical balances of net assets acquired in a transfer between entities under common control. See Notes 1 and 4 in the accompanying notes to consolidated financial statements for further discussion.

	December 31,			
	2016	2015*	2014	2013
<b>Balance Sheet Data</b> (in thousands):				
Cash and cash equivalents	\$ 622	\$ 16,385	\$ 5,705	\$ 1,704
Current assets	22,275	33,919	12,036	7,383
Total assets	93,776	95,777	79,722	73,129
Long-term debt	136,927	7,879	7,830	7,784
Total liabilities	157,942	23,967	12,415	13,878
Partners' capital	(64,166)	71,810	67,307	59,251

\*Recast to include historical balances of net assets acquired in a transfer between entities under common control. See Notes 1 and 4 in the accompanying notes to consolidated financial statements for further discussion.

Adjusted EBITDA is defined as earnings before interest expense, income tax expense, depreciation and amortization, plus adjustments for transaction costs related to acquisitions or financing transactions, minimum volume commitment deficiency payments, unit-based compensation expense and net gains or losses on asset sales. Distributable cash flow is defined as adjusted EBITDA less interest paid or payable, cash paid or payable for income taxes and maintenance capital expenditures.

Adjusted EBITDA and distributable cash flow presentations are not made in accordance with GAAP and therefore should not be considered in isolation or as alternatives to net income, operating income or any other measure of financial performance presented in accordance with GAAP to analyze our results. Distributable cash flow computations for periods prior to the partnership's IPO are not considered meaningful. Refer to *Item 7 – Management's Discussion and Analysis of Financial Condition and Results of Operations* for additional information.

The following table presents a reconciliation of net income to adjusted EBITDA for each of the periods presented and a reconciliation of net income to distributable cash flow for the periods since the IPO was completed (dollars in thousands):

	Year Ended December 31,		
	2016	2015*	2014
<b>Reconciliations to Non-GAAP Financial Measures:</b>			
Net income (loss)	\$ 56,805	\$ 16,108	\$ (12,833)
Interest expense	2,545	381	138
Income tax expense (benefit)	224	(4,009)	(7,758)
Depreciation and amortization	5,647	5,828	5,544
Transaction costs	351	907	-
Unit-based compensation expense	143	67	-
Adjusted EBITDA	65,715	19,282	<u>\$ (14,909)</u>
Adjusted EBITDA attributable to the MLP Predecessor	-	(7,852)	
Adjusted EBITDA attributable to sponsor	-	(232)	
Adjusted EBITDA attributable to the partnership	65,715	27,366	
Less:			
Interest paid and payable	2,545	381	
Income taxes paid and payable	226	67	
Maintenance capital expenditures	265	148	
Distributable cash flow <sup>(1)</sup>	62,679	26,770	
Distributable cash flow attributable to the MLP Predecessor	-	(54)	
Distributable cash flow attributable to the partnership	<u>\$ 62,679</u>	<u>\$ 26,824</u>	
Distributions declared	<u>\$ 54,022</u> <sup>(2)</sup>	<u>\$ 26,032</u> <sup>(3)</sup>	
Coverage ratio	1.16x	1.03x	

\*Recast to include historical results of operations related to net assets acquired in a transfer between entities under common control.

(1) Distributable cash flow is for periods after the IPO on July 1, 2015.

(2) Represents distributions declared for the applicable period and paid in the subsequent quarter.

(3) Includes distributions declared for the quarters ended September 30, 2015, and December 31, 2015.

## **Item 7. Management’s Discussion and Analysis of Financial Condition and Results of Operations.**

### ***General***

The following discussion and analysis includes information management believes is relevant to understand and assess our financial condition and results of operations. This section should be read together with our consolidated financial statements, accompanying notes and risk factors contained in this report.

### ***Overview***

We are a master limited partnership formed by our parent to be its principle provider of fuel storage and transportation services. On July 1, 2015, we completed our IPO, and, in addition to the interests of BlendStar, received the assets and liabilities of the ethanol storage and leased railcar assets contributed by our parent in a transfer between entities under common control. We also entered into long-term, fee-based commercial agreements for storage and transportation services with Green Plains Trade, which are supported by minimum volume or take-or-pay capacity commitments.

Our profitability is dependent on the volume of ethanol and other fuels handled at our facilities. Our long-term, fee-based commercial agreements generate stable, predictable cash flows supported by minimum volume or take-or-pay capacity commitments.

Information about our business, properties and strategy can be found under *Item 1 – Business* and a description of our risk factors can be found under *Item 1A – Risk Factors*.

### ***Industry Factors Affecting our Results of Operations***

#### ***U.S. Ethanol Supply and Demand***

Domestic ethanol production increased to an estimated 15.3 billion gallons in 2016 from 14.8 billion gallons in 2015, according to the EIA. Production capacity grew predominantly through plant optimization and expansions versus new construction projects. There were 213 ethanol plants with production capacity of 15.8 bgy as of December 1, 2016, compared with 216 ethanol plants with production capacity of 15.7 bgy one year ago according to the Renewable Fuels Association.

Ethanol consumption is correlated with consumer gasoline demand, which reached a ten-year high in 2016 in the U.S. of 143.2 billion gallons. Ethanol accounted for approximately 10% of the U.S. gasoline market in 2016, or 14.2 billion gallons, up from 13.9 billion gallons in 2015. Ethanol is used by oil refiners, integrated oil companies and gasoline retailers to reduce vehicle emissions and increase octane levels. Despite trading at a premium to gasoline for most of the year, ethanol continued to be the most economical oxygenate over Gulf Coast alkylate and reformat substitutes, and the most affordable source of octane over Gulf Coast 93 and toluene substitutes.

Increased automaker approval, consumer acceptance and availability of higher ethanol blends such as E15 also helped to support domestic demand. Automakers have explicitly approved the use of E15 in more than 70% of 2016 models sold in the United States. In 2014, a broad U.S. ethanol industry group formed Prime the Pump, a nonprofit organization, to invest private funds into retail gasoline infrastructure to increase the number of retail outlets offering higher blends of ethanol. In 2015, the USDA provided funding through the Biofuel Infrastructure Partnership, adding to the private funds provided by ethanol industry participants. There were 627 retail fuel stations in 28 states offering E15 to consumers as of January 24, 2017.

Federal mandates supporting the use of renewable fuels are also a significant driver of ethanol demand in the United States. Ethanol policies are influenced by environmental concerns and an interest in reducing the country’s dependence on foreign oil. When RFS II was established in October 2010, the required volume of renewable fuel to be blended with gasoline was to increase each year until it reached 15.0 billion gallons in 2015, which left the EPA to address existing limitations in both supply (ethanol production) and demand (usage of ethanol blends in older vehicles). On November 23, 2016, the EPA announced the final 2017 renewable volume obligations for conventional ethanol, which met the 15.0 billion-gallon target for the first time, up from 14.50 billion gallons in 2016 and 14.05 billion gallons in 2015. The 2017 renewable volume obligations are pending final review by the incoming presidential administration.

## *Global Ethanol Supply and Demand*

The United States and Brazil account for more than 80% of all ethanol production worldwide, according to the USDA Foreign Agriculture Service. Global production increased to 25.7 billion gallons in 2015 from approximately 24.6 billion gallons in 2014, according to the Renewable Fuels Association. The United States has been the world's largest producer and consumer of ethanol since 2010. Approximately 7% of the ethanol produced domestically is marketed worldwide and competes globally with other sources of octane and oxygenates.

Demand for cleaner, more sustainable transportation fuel is growing worldwide. Ethanol has become a crucial component of the global fuel supply as an economical oxygenate and source of octanes. According to the Global Renewable Fuels Alliance, 35 countries, including the EU which is regulated by a single policy with specific national targets for each country, have mandates or planned targets in place for blending ethanol and biodiesel with transportation fuels to reduce harmful emissions. As countries establish mandates or raise their required blend percentages, new export opportunities for U.S. producers are likely to emerge.

Government actions can have significant impact on the ethanol industry. For example, China recently raised its 5% tariff on U.S. and Brazil fuel ethanol to 30%, effective January 1, 2017, to encourage the growth of domestic production in China. Although the ethanol export markets are affected by competition from other ethanol exporters, particularly Brazil, and in spite of the actions by China, we believe exports will remain active in 2017.

Overall, the U.S. ethanol industry is producing at levels to meet current domestic and export demand. According to the EIA, in 2016, U.S. net exports were approximately 1.0 billion gallons. Brazil and Canada remained the two largest export destinations for U.S. ethanol, which accounted for 26% and 25%, respectively, of U.S. ethanol exports. China, India and the Philippines accounted for 17%, 8% and 5%, respectively, of U.S. ethanol exports.

## *Legislation*

In the United States, the federal government mandates the use of renewable fuels under RFS II. The EPA assigns individual refiners, blenders and importers the volume of renewable fuels they are obligated to use based on their percentage of total fuel sales. RFS II has been a driving factor in the growth of ethanol usage in the United States. In November 2016, the EPA announced the final 2017 renewable volume obligations for conventional ethanol of 15.0 billion gallons.

Obligated parties use RINs to show compliance with RFS-mandated volumes. RINs are attached to renewable fuels by producers and detached when the renewable fuel is blended with transportation fuel or traded in the open market. The market price of detached RINs affects the price of ethanol in certain markets and influences the purchasing decisions by obligated parties. In November 2016, the EPA also proposed denying a petition to change the point of obligation under RFS II to the parties that own the gasoline before it is sold. In December 2016, the EPA extended the comment period to February 2017. The point of obligation does not directly impact ethanol producers; however, moving the point of obligation could indirectly affect ethanol producers.

In January 2017, the Trump administration imposed a government-wide freeze on new and pending regulations, which included the 2017 renewable volume obligations that was originally intended to go into effect on February 10, 2017. Regulatory freezes are a common practice during a change in administration and we currently believe the new presidential administration will continue to be supportive of ethanol in accordance with the current laws.

Consumer acceptance of E15 and E85 fuels and flex-fuel vehicles is one factor that may be necessary before ethanol can achieve significant growth in U.S. market share. Another important factor is a waiver in the Clean Air Act, known as the "One-Pound Waiver," which allows E10 to be blended with conventional gasoline during the summer months, even though it exceeds the Reid vapor pressure limitation of 9 pounds per square inch. The One-Pound Waiver does not apply to E15, even though it has similar physical properties to E10. Industry groups are focused on securing the One-Pound Waiver for E15.

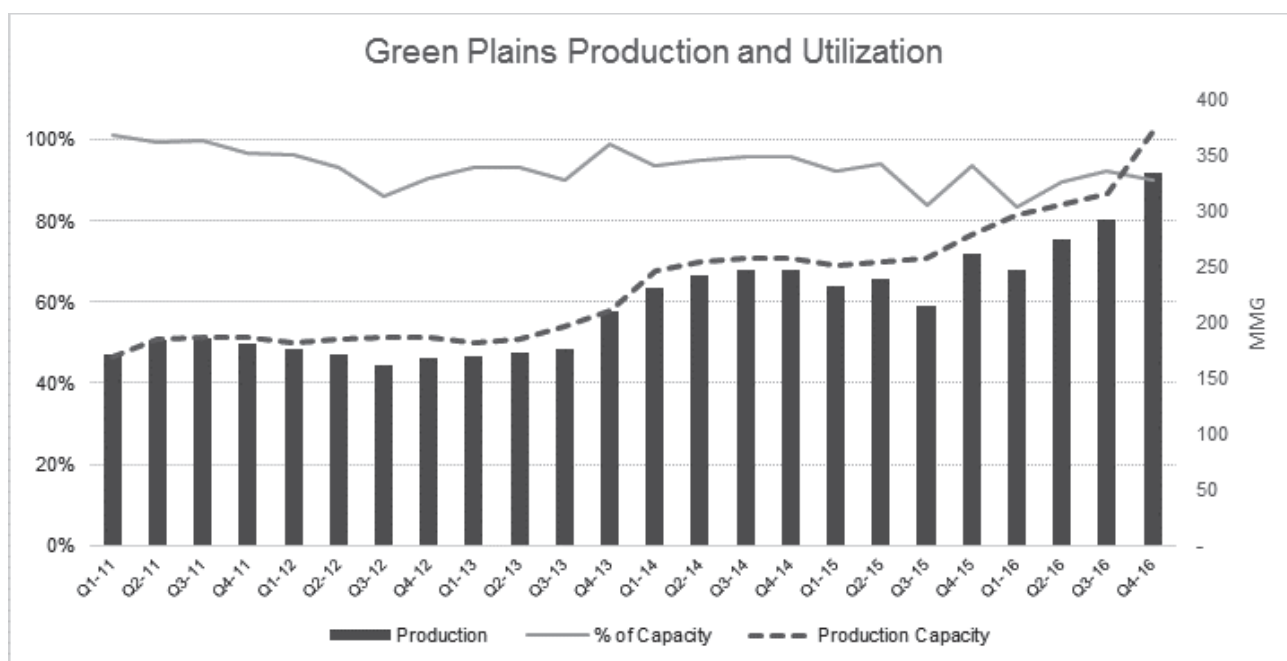
On May 1, 2015, the DOT finalized an enhanced tank car standard, or DOT specification 117, which establishes a schedule to retrofit or replace older tank cars that carry crude oil and ethanol and braking standards intended to reduce the severity of accidents and new operational protocols. The rule may increase our lease costs for railcars over the long term. Additionally, existing railcars may be out of service for an extended period of time while these upgrades are made, tightening supply in an industry that is highly dependent on railcars to transport product. We intend to strategically manage our leased railcar fleet to comply with the new regulations. Currently, all of our railcar leases expire prior to the retrofit deadline of May 1, 2023.

### Our Parent's Production Levels

Our parent's operating margins influence its production levels, which in turn affects the volume of ethanol we store, throughput and transport. Our parent's operating margins are sensitive to commodity price fluctuations, particularly for corn, ethanol, corn oil, distillers grains and natural gas, which are impacted by factors that are outside of its control, including weather conditions, corn yield, changes in domestic and global ethanol supply and demand, government programs and policies and the price of crude oil, gasoline and substitute fuels. Our parent uses various financial instruments to manage and reduce its exposure to price variability.

During periods of commodity price variability or compressed margins, our parent may reduce or cease operations at certain ethanol plants. Slowing down production increases the ethanol yield per bushel of corn, optimizing cash flow in lower margin environments. In 2016, our parent's ethanol facilities ran at approximately 90% of their daily average capacity, largely due to the low margin environment during the first half of year driven by historically low crude oil prices resulting from record world supply.

Our parent's quarterly actual production, daily average production capacity and utilization are highlighted in the following chart:



### Financial Condition and Results of Operations of Our Parent

Our parent guarantees Green Plains Trade's obligations under our storage and throughput agreement and rail transportation service agreements, which account for a substantial portion of our revenues. Any change in our parent's business or financial strategy or event that negatively impacts its financial condition, results of operations or cash flows may materially and adversely affect our financial condition, results of operations or cash flows.

### Availability of Railcars

The long-term growth of our business depends on the availability of railcars, which we currently lease, to transport ethanol and other fuels on reasonable terms. Railcars may become unavailable due to increased demand, maintenance or other logistical constraints. Future railcar shortages caused by increased demand for railcar transportation or changes in regulatory standards that apply to railcars could negatively impact our business and our ability to grow.

### How We Evaluate Our Operations

Our management uses a variety of GAAP and non-GAAP financial and operating metrics to evaluate our operating results and measure profitability, including: throughput volume and capacity, operations and maintenance expense, adjusted EBITDA and distributable cash flow.



### *Throughput Volume and Capacity*

Our revenues are dependent on the volume of ethanol and other fuels we throughput at our ethanol storage and fuel terminal facilities, and the volumetric capacity that is used to transport ethanol and other fuels by railcars. The volume of ethanol and other fuels we store, throughput or transport, and the railcar volumetric capacity we provide are affected by our parent's operating margins at its ethanol production plants as well as the overall supply and demand for ethanol and other fuels in markets served directly or indirectly by our assets.

Green Plains Trade is obligated to meet minimum volumes or take-or-pay capacity commitments under our commercial agreements. Our results of operations may be impacted by our parent's use of our assets in excess of its minimum volume commitments, and our ability to capture incremental volumes or capacity from Green Plains Trade or third parties, to retain Green Plains Trade as a customer, enter into contracts with new customers and increase volume commitments.

### *Operations and Maintenance Expenses*

Our management seeks to maximize the profitability of our operations by effectively managing operations and maintenance expenses. Our expenses are relatively stable across a broad range of storage, throughput and transportation volumes and usage, but can fluctuate from period to period depending on maintenance activities. We manage our expenses by scheduling maintenance activities over time to avoid significant variability in our cash flows.

### *Adjusted EBITDA and Distributable Cash Flow*

Adjusted EBITDA is defined as earnings before interest expense, income tax expense, depreciation and amortization, plus adjustments for transaction costs related to acquisitions or financing transactions, minimum volume commitment deficiency payments, unit-based compensation expense and net gains or losses on asset sales.

Distributable cash flow is defined as adjusted EBITDA less interest paid or payable, cash paid or payable for income taxes and maintenance capital expenditures, which are defined under our partnership agreement as cash expenditures (including expenditures for the construction or development of new capital assets or the replacement, improvement or expansion of existing capital assets) made to maintain our operating capacity or operating income.

We believe the presentation of adjusted EBITDA and distributable cash flow provides useful information to investors in assessing our financial condition and results of operations. Adjusted EBITDA and distributable cash flow are supplemental financial measures that we use to assess our financial performance; however, these presentations are not made in accordance with GAAP. The GAAP measure most directly comparable with adjusted EBITDA and distributable cash flow is net income. Since adjusted EBITDA and distributable cash flow may be defined differently by other companies in our industry, our definitions of adjusted EBITDA and distributable cash flow may not be comparable with similarly titled measures of other companies, diminishing its utility. Adjusted EBITDA and distributable cash flow should not be considered in isolation or as alternatives to net income or any other measure of financial performance presented in accordance with GAAP to analyze our results. Refer to *Item 6 – Selected Financial Data* for reconciliations of net income to adjusted EBITDA and distributable cash flow.

### *Components of Revenues and Expenses*

*Revenues.* Our revenues consist primarily of volume-based service fees for receiving, storing, transferring and transporting ethanol and other fuels.

For more information about these charges and the services covered by these agreements, please refer to *Note 16 – Related Party Transactions* to the consolidated financial statements in this report.

*Operations and Maintenance Expenses.* Our operations and maintenance expenses consist primarily of lease expenses related to our transportation assets, labor expenses, outside contractor expenses, insurance premiums, repairs and maintenance expenses and utility costs. These expenses also include fees for certain management, maintenance and operational services to support our facilities, trucks and leased railcar fleet allocated by our parent under our operational services and secondment agreement.

*General and Administrative Expenses.* Our general and administrative expenses consist primarily of employee salaries, incentives and benefits; office expenses; professional fees for accounting, legal, and consulting services; and other costs allocated by our parent. Our general and administrative expenses include direct monthly charges for the management of our

assets and certain expenses allocated by our parent under our omnibus agreement for general corporate services, such as treasury, accounting, human resources and legal services. These expenses are charged or allocated to us based on the nature of the expense and our proportionate share of employee time or capital expenditures.

For more information about fees we reimburse our parent for services received, please read *Note 16 – Related Party Transactions* to the consolidated financial statements in this report.

*Other Income (Expense)*. Other income (expense) includes interest earned, interest expense and other non-operating items.

For the commercial agreements, operational services and secondment agreement and the omnibus agreement in their entirety and any subsequent amendments, please refer to *Item 15 – Exhibits, Financial Statement Schedules*.

## **Results of Operations**

### *Comparability of our Financial Results*

For the year ended December 31, 2016, the following discussion reflects the results of the partnership, including the results related to assets we acquired from our sponsor during the year in a transfer of assets between entities under common control.

For the year ended December 31, 2015, the following discussion reflects the results of the MLP predecessor for the first six months of 2015 and the results of the partnership post-IPO for second half of 2015. The discussion for the year ended December 31, 2015, also includes the results related to assets we acquired from our sponsor since the IPO in a transfer between entities under common control. The year ended December 31, 2014, reflects only the results of the MLP predecessor.

Under GAAP, when accounting for transfers of assets between entities under common control, the entity that receives the net assets initially recognizes the assets and liabilities transferred at their carrying amounts at the date of transfer. Prior period financial statements of the transferee are recast for all periods in which the transferred operations were part of the ultimate parent's consolidated financial statements. On July 1, 2015, in addition to the interests of BlendStar, we received the assets and liabilities of certain ethanol storage and railcar assets contributed by our parent in a transfer between entities under common control. We recognized the assets and liabilities transferred at our parent's historical cost basis, which are reflected retroactively in the consolidated financial statements presented in this report. Expenses related to these contributed assets, such as depreciation, amortization and railcar lease expenses, are also reflected retroactively in the consolidated financial statements. No revenues related to the operation of the ethanol storage and railcar contributed assets were reflected in the consolidated financial statements for periods before July 1, 2015, the date the related commercial agreements became effective.

On January 1, 2016, we acquired the ethanol storage and leased railcar assets of the Hereford, Texas and Hopewell, Virginia ethanol production facilities from our sponsor in a transfer between entities under common control. The assets were recognized at historical cost and reflected retroactively along with related expenses for periods prior to the effective date of the acquisition, subsequent to the initial dates the assets were acquired by our sponsor, on October 23, 2015, and November 12, 2015, for Hopewell and Hereford, respectively. There were no revenues related to these assets for periods before January 1, 2016, when amendments to our commercial agreements related to the drop down became effective.

On September 23, 2016, we acquired the ethanol storage assets located in Madison, Illinois; Mount Vernon, Indiana and York, Nebraska related to three ethanol plants, which occurred concurrently with the acquisition of these facilities by Green Plains from subsidiaries of Abengoa S.A. The transaction was accounted for as a transfer between entities under common control and the assets were recognized at the preliminary value recorded in Green Plains' purchase accounting. No retroactive adjustments were required.

### Selected Financial Information and Operating Data

The following table reflects selected financial information (in thousands):

	Year Ended December 31,		
	2016	2015*	2014
<b>Revenues</b>			
Storage and throughput services	\$ 57,827	\$ 23,125	\$ -
Terminal services	11,954	12,006	12,129
Railcar capacity	31,295	13,818	-
Other	2,696	1,988	714
Total revenues	<u>103,772</u>	<u>50,937</u>	<u>12,843</u>
<b>Operating expenses</b>			
Operations and maintenance	34,211	29,601	26,424
General and administrative	4,423	3,114	1,403
Depreciation	5,647	5,828	5,544
Total operating expenses	<u>44,281</u>	<u>38,543</u>	<u>33,371</u>
Operating income (loss)	<u>\$ 59,491</u>	<u>\$ 12,394</u>	<u>\$ (20,528)</u>

\*Recast to include historical results of operations related to net assets acquired in a transfer between entities under common control.

The following table reflects selected operating data (in mmg, except railcar capacity billed):

	Year Ended December 31,		
	2016	2015	2014
<b>Product volumes</b>			
Storage and throughput services <sup>(1)</sup>	1,147.6	464.4	-
Terminal services:			
Affiliate	114.6	107.4	109.9
Non-affiliate	193.5	214.2	214.8
	<u>308.1</u>	<u>321.6</u>	<u>324.7</u>
Railcar capacity billed (daily avg. mmg) <sup>(1)</sup>	79.2	64.0	-

(1) Volumetric data for the year ended December 31, 2015, includes data since July 1, 2015, when related commercial agreements became effective.

### Year Ended December 31, 2016, Compared with the Year Ended December 31, 2015

#### *Revenues*

Revenues generated from our storage and throughput agreement and rail transportation services agreement with Green Plains Trade, executed in connection with our IPO and effective beginning July 1, 2015, were \$89.1 million for 2016 compared with \$36.9 million for 2015. Increased revenues were attributable to a full year of commercial operations in 2016, as well as higher throughput volumes due to acquired ethanol storage assets and higher railcar volumetric capacity provided by the partnership to transport incremental production volumes.

Revenues generated by terminal services and other increased \$0.7 million in 2016 compared with 2015, primarily due to increased trucking volumes with Green Plains Trade and third parties.

#### *Operations and Maintenance Expenses*

Operations and maintenance expenses increased \$4.6 million in 2016 compared with 2015, primarily due to higher railcar lease expense as a result of an increased railcar fleet, partially offset by rate reductions; higher wages as a result of an increased railcar fleet and plant acquisitions; and higher general repairs and maintenance expense.

### *General and Administrative Expenses*

General and administrative expenses increased \$1.3 million in 2016 compared with 2015, primarily due to administrative costs incurred as a publicly traded entity.

### Year Ended December 31, 2015, Compared with the Year Ended December 31, 2014

#### *Revenues*

Revenues generated from our storage and throughput agreement and rail transportation services agreement with Green Plains Trade, executed in connection with our IPO and effective beginning July 1, 2015, were \$36.9 million in 2015.

Revenues generated by terminal services and other increased \$1.2 million in 2015 compared with 2014, due to an increase in the number of trucks in service and locations where we do business.

#### *Operations and Maintenance Expenses*

Operations and maintenance expenses increased \$3.2 million in 2015 compared with 2014, primarily due to increased railcar lease expenses, wages and fuel costs associated with our trucking operations. This was partially offset by a decrease in railcar unloading fees at our fuel terminals.

#### *General and Administrative Expenses*

General and administrative expenses increased \$1.7 million in 2015 compared with 2014, primarily due to transaction costs related to the formation of the partnership and the acquisition of Hereford, Texas and Hopewell, Virginia ethanol storage and transportation assets, additional expenses attributable to being a public company, unit-based compensation and board fees.

### ***Liquidity and Capital Resources***

Our principal sources of liquidity include cash generated from operating activities and borrowings under our revolving credit facility. We consider opportunities to repay, redeem, repurchase or refinance our debt, depending on market conditions, as part of our normal course of doing business. Our ability to meet our debt service obligations and other capital requirements depends on our future operating performance, which is subject to general economic, financial, business, competitive, legislative, regulatory and other conditions, many of which are beyond our control. We plan to fund future expansion capital expenditures primarily from external sources, including borrowings under our revolving credit facility and issuances of debt and equity securities. We expect these sources will be adequate for both our short-term and long-term liquidity needs.

On July 1, 2015, upon completion of the IPO, we received net proceeds of \$157.5 million from the sale of 11,500,000 common units, after deducting underwriting discounts of \$10.3 million, structuring fees of \$0.9 million and other IPO expenses of approximately \$3.8 million. We used the net proceeds to make a cash distribution of \$155.3 million to Green Plains, in part, as reimbursement of certain capital expenditures incurred and to pay \$0.9 million in origination fees under our new revolving credit facility. We retained the remaining \$1.3 million for general partnership purposes.

On January 1, 2016, we purchased the ethanol storage and leased railcar assets related to the Hereford and Hopewell production facilities from our sponsor by drawing \$48.0 million on our revolving credit facility and using \$14.3 million of cash on hand.

On August 25, 2016, the partnership filed a universal shelf registration statement with the SEC, registering an indeterminate number of equity and debt securities with a total offering price not to exceed \$500,000,250 that was declared effective September 2, 2016. The partnership also registered 13,513,500 common units, consisting of 4,389,642 common units and 9,123,858 common units that may be issued upon conversion of subordinated units, in each case, currently held by Green Plains.

On September 16, 2016, Green Plains Operating Company increased its revolving credit facility agreement from \$100.0 million to \$155.0 million, which it used to fund the \$90.0 million purchase of ethanol storage assets associated with the Madison, Illinois; Mount Vernon, Indiana and York, Nebraska production facilities on September 23, 2016.

On December 31, 2016, we had \$0.6 million of cash and cash equivalents and \$26.0 million available under our revolving credit facility.

Net cash provided by operating activities was \$62.2 million in 2016 compared with net cash provided by operating activities of \$15.7 million in 2015. Cash flows from operating activities were driven primarily by increases in operating profits and decreases in working capital. Net cash used by investing activities was \$152.8 million in 2016, primarily due to acquisitions of ethanol storage and leased railcar assets on January 1, 2016, and September 23, 2016. Net cash provided by financing activities was \$74.9 million in 2016, primarily due to net borrowings on the revolving credit facility related to the acquisitions of ethanol storage and leased railcar assets on January 1, 2016, and September 23, 2016, partially offset by quarterly cash distributions.

We incurred capital expenditures of \$0.5 million in 2016 for various projects, including \$0.3 million related to maintenance capital expenditures. Capital spending for 2017 is expected to be approximately \$4.6 million. This includes an estimated \$3.25 million related to our investment in the Little Rock, Arkansas area unit train joint venture and approximately \$1.35 million related to the purchase of additional trucks and tankers, which we expect to finance with our revolving credit facility.

#### *Revolving Credit Facility*

Green Plains Operating Company has a \$155.0 million secured revolving credit facility to fund working capital, acquisitions, distributions, capital expenditures and other general partnership purposes. This credit facility was amended on September 16, 2016, increasing the revolving credit facility available from \$100.0 million to \$155.0 million. The amended facility can be increased by up to \$100.0 million without the consent of the lenders. The facility matures in July of 2020. At December 31, 2016, the outstanding principal balance was \$129.0 million on the facility and our interest rate was 3.4%. For more information related to our debt, see *Note 8 – Debt* to the consolidated financial statements in this report.

#### *Distributions to Unitholders*

The partnership agreement provides for a minimum quarterly distribution of \$0.40 per unit, which equates to approximately \$13.0 million per quarter, or \$51.9 million per year, based on the 2% general partner interest and the number of common and subordinated units currently outstanding. For more information, see *Note 11 – Partners’ Capital* to the consolidated financial statements in this report.

The tables below summarize the 2016 and 2015 quarterly cash distributions:

<b>Year Ended December 31, 2016</b>				
	<b>Declaration Date</b>	<b>Record Date</b>	<b>Payment Date</b>	<b>Quarterly Distribution</b>
Fourth quarter	January 23, 2017	February 3, 2017	February 14, 2017	\$ 0.4300
Third quarter	October 20, 2016	November 4, 2016	November 14, 2016	0.4200
Second quarter	July 20, 2016	August 5, 2016	August 12, 2016	0.4100
First quarter	April 21, 2016	May 6, 2016	May 13, 2016	0.4050

<b>Year Ended December 31, 2015</b>				
	<b>Declaration Date</b>	<b>Record Date</b>	<b>Payment Date</b>	<b>Quarterly Distribution</b>
Fourth quarter	January 21, 2016	February 5, 2016	February 12, 2016	\$ 0.4025
Third quarter	October 22, 2015	November 6, 2015	November 13, 2015	0.4000

## Contractual Obligations

Our contractual obligations as of December 31, 2016, were as follows (in thousands):

Contractual Obligations	Payments Due By Period				
	Total	Less Than 1 Year	1-3 Years	3-5 Years	More Than 5 Years
Long-term debt obligations <sup>(1)</sup>	\$ 137,100	\$ -	\$ -	\$ 130,336	\$ 6,764
Interest and fees on debt obligations <sup>(2)</sup>	14,384	3,952	7,904	2,112	416
Operating leases <sup>(3)</sup>	62,096	22,470	26,245	11,658	1,723
Service agreements <sup>(4)</sup>	4,022	1,246	2,307	313	156
Other <sup>(5)</sup>	4,613	269	1,543	980	1,821
Total contractual obligations	<u>\$ 222,215</u>	<u>\$ 27,937</u>	<u>\$ 37,999</u>	<u>\$ 145,399</u>	<u>\$ 10,880</u>

(1) Includes the current portion of long-term debt and excludes the effect of any debt discounts.

(2) Interest amounts are calculated over the terms of the loans using current interest rates, assuming scheduled principal and interest amounts are paid pursuant to the debt agreements. Includes administrative and/or commitment fees on debt obligations.

(3) Operating lease costs are primarily for property and railcar leases.

(4) Service agreements are related to minimum commitments on railcar unloading contracts at our fuel terminals.

(5) Includes asset retirement obligations to return property to its original condition at the termination of lease agreements.

## Effects of Inflation

Inflation in the United States has been relatively low in recent years and we do not expect it to have a material impact on our future results of operations.

## Critical Accounting Policies and Estimates

The preparation of our consolidated financial statements requires that we use estimates that affect the reported assets, liabilities, revenues, expenses and related disclosures for contingent assets and liabilities. We base our estimates on experience and assumptions we believe are proper and reasonable. While we regularly evaluate the appropriateness of these estimates, actual results could differ materially from our estimates. The following accounting policies, in particular, may be impacted by judgments, assumptions and estimates used to prepare our consolidated financial statements.

### Revenue Recognition

A substantial portion of our revenues and cash flows are derived from commercial agreements with Green Plains Trade. We recognize revenues when evidence an arrangement exists; there is risk of loss and title transfer to the customer; the price is fixed or determinable; and collectability is reasonably assured. Storage, terminal and transportation services revenues are recognized when services are performed, which occurs when the product is delivered to the customer.

Our storage and throughput agreement and certain terminal services agreements with Green Plains Trade are supported by minimum volume commitments. Our rail transportation services agreement is supported by minimum take-or-pay capacity commitments. Green Plains Trade is required to pay us fees for these minimum commitments regardless of the actual volume, throughput or capacity used for storage or transport. Payment related to volume that was not actually throughput by Green Plains Trade is applied as a credit toward volume in excess of the minimum volume commitment during any of the next four quarters, after which time unused credits expire. We record a liability for deferred revenues in the amount of the credit that may be used in future periods and for charges to customers before the product is delivered. We recognize revenue and relieve the liability when credits are utilized or expire and when risk of loss is transferred with product delivery to the customer. As a result, a portion of our revenues may be associated with cash collected during an earlier period that did not generate cash during the current period.

### Depreciation of Property and Equipment

Property and equipment are stated at cost less accumulated depreciation. We calculate depreciation expense using the straight-line method based on the estimated useful life of each asset. We assign asset lives based on reasonable estimates regarding the timing in which assets are placed into service. We periodically evaluate the estimated useful lives of our property, plant and equipment and revise our estimates. The determination of an asset's estimated useful life takes a number of factors into consideration, including technological change, normal depreciation and physical usage. We periodically

evaluate whether events or circumstances have occurred that may warrant a revision of the estimated useful lives of our fixed assets, which is accounted for prospectively.

#### *Impairment of Long-Lived Assets and Goodwill*

Our long-lived assets consist of property and equipment. We review long-lived assets for impairment whenever events or changes in circumstances indicate the carrying amount of the asset may not be recoverable. We measure recoverability by comparing the carrying amount of the asset with the estimated undiscounted future cash flows the asset is expected generate. If the carrying amount of the asset exceeds its estimated future cash flows, we record an impairment charge for the amount in excess of the fair value. No impairment charges have been recorded during the periods presented.

Our goodwill consists of amounts related to our predecessor's acquisition of its fuel terminal and distribution business. We review goodwill at the reporting unit level for impairment at least annually, as of October 1, or more frequently when events or changes in circumstances indicate that impairment may have occurred.

We assess the qualitative factors of goodwill to determine whether it is more likely than not that the fair value of a reporting unit is less than its carrying amount as a basis for determining whether it is necessary to perform a two-step goodwill impairment test. Under the first step, we compare the estimated fair value of the reporting unit with its carrying value including goodwill. If the estimated fair value is less than the carrying value, we complete a second step to determine the amount of the goodwill impairment. In the second step, we allocate the reporting unit's fair value to all of its assets and liabilities other than goodwill to determine an implied fair value. We compare the result with the carrying amount and record an impairment charge for the difference.

We estimate the amount and timing of projected cash flows that will be generated by an asset over an extended period of time when we review our long-lived assets and goodwill. Circumstances that may indicate impairment include a decline in future projected cash flows, a decision to suspend plant operations for an extended period of time, a sustained decline in our market capitalization, a sustained decline in market prices for similar assets or businesses, or a significant adverse change in legal or regulatory matters or business climate. Significant management judgment is required to determine the fair value of our long-lived assets and goodwill and measure impairment, including projected cash flows. Fair value is determined through various valuation techniques, including discounted cash flow models, sales of comparable properties and third-party independent appraisals. Changes in estimated fair value could result in a write-down of the asset.

#### *Asset Retirement Obligations*

Under certain lease agreements, we have asset retirement obligations requiring us to return the asset to its original condition upon termination of the lease agreement. Determining future restoration and removal costs is subjective, requiring management to make estimates and judgments. Asset removal technologies and costs, regulatory and other compliance considerations and the timing of expenditures are subject to change. Accretion expense is recognized over time as the discounted liabilities are accreted to their expected settlement value.

#### *Recent Accounting Pronouncements*

For information related to recent accounting pronouncements, see *Note 2 – Summary of Significant Accounting Policies* to the consolidated financial statements in this report.

#### *Off-Balance Sheet Arrangements*

We do not have any off-balance sheet arrangements, other than operating leases that are entered into during the ordinary course of business and disclosed in the *Contractual Obligations* section above.

#### **Item 7A. Quantitative and Qualitative Disclosures About Market Risk.**

Market risk is the risk of loss arising from adverse changes in market rates and prices. At this time, we conduct all of our business in U.S. dollars and are not exposed to foreign currency risk.

#### *Interest Rate Risk*

We are exposed to interest rate risk through our revolving credit facility, which bears interest at a variable rate. At December 31, 2016, we had \$129.0 million outstanding under our revolving credit facility. A 10% change in interest rates

would affect our interest expense by approximately \$438 thousand per year, assuming no changes in the amount outstanding or other variables under our revolving credit facility.

Other details about our outstanding debt are discussed in the notes to the consolidated financial statements included elsewhere in this report.

#### *Commodity Price Risk*

We do not have any direct exposure to risks associated with fluctuating commodity prices because we do not own the ethanol and other fuels that are stored at our facilities or transported by our railcars.

### **Item 8. Financial Statements and Supplementary Data.**

The required consolidated financial statements and accompanying notes are listed in Part IV, Item 15.

### **Item 9. Changes in and Disagreements With Accountants on Accounting and Financial Disclosure.**

None.

### **Item 9A. Controls and Procedures.**

#### *Evaluation of Disclosure Controls and Procedures*

We maintain disclosure controls and procedures designed to ensure information that must be disclosed in the reports we file or submit under the Exchange Act is recorded, processed, summarized and reported within the time periods specified in the SEC's rules and forms, and that such information is accumulated and communicated to management, as appropriate, to allow timely decisions regarding required financial disclosure.

Under the supervision and participation of our chief executive officer and chief financial officer, management carried out an evaluation of the effectiveness of the design and operation of our disclosure controls and procedures as of December 31, 2016, as defined in Rules 13a-15(e) and 15d-15(e) under the Exchange Act and concluded that our disclosure controls and procedures were effective.

#### *Changes in Internal Control over Financial Reporting*

There were no changes in our internal control over financial reporting that occurred during the period covered by this report that have materially affected, or are reasonably likely to materially affect, our internal control over financial reporting.

#### *Management's Annual Report on Internal Control over Financial Reporting*

The SEC, as required by Section 404 of the Sarbanes-Oxley Act, adopted rules requiring every public company that files reports with the SEC to include a management report on the company's internal control over financial reporting in its annual report, providing reasonable assurance regarding the reliability of our financial reporting and preparation of our consolidated financial statements for external purposes in accordance with GAAP. However, under the JOBS Act, we are not required to provide an independent registered public accounting firm's attestation report of the effectiveness of our internal control over financial reporting for up to five years or through such earlier date that we are no longer an emerging growth company.

Our management is responsible for establishing and maintaining adequate internal control over financial reporting as defined in Rule 13a-15(f) of the Exchange Act. The partnership's internal control system is designed to provide reasonable assurance regarding the reliability of financial reporting and the preparation of financial statements for external purposes in accordance with GAAP. Due to its inherent limitations, internal control over financial reporting may not prevent or detect misstatements. Therefore, even those systems determined to be effective can provide only reasonable assurance with respect to financial statement preparation and presentation.

Management assessed the effectiveness of our internal control over financial reporting as of December 31, 2016, using the criteria set forth by the Committee of Sponsoring Organizations of the Treadway Commission in Internal Control — Integrated Framework (2013 framework). Based on such assessment, we conclude that as of December 31, 2016, the partnership's internal control over financial reporting is effective.



### *Emerging Growth Company Status*

We are an emerging growth company as defined in the JOBS Act. As an emerging growth company, we are not required to provide an auditor's attestation report on the effectiveness of our system of internal control over financial reporting; adopt new or revised financial accounting standards until they apply to private companies; comply with any new requirements adopted by the PCAOB to rotate audit firms or supplement the auditor's report with additional information about the audit and financial statements of the issuer; or disclose the same level of information about executive compensation required of larger public companies.

We will no longer be an emerging growth company on the earliest of (i) the last day of the fiscal year following the fifth anniversary of the IPO, (ii) the last day of the fiscal year in which we have more than \$1.0 billion in annual revenues, (iii) the date on which the market value of our common units held by non-affiliates exceeds \$700.0 million, or (iv) the date on which we have issued more than \$1.0 billion of non-convertible debt over a three-year period.

We have elected to take advantage of all applicable JOBS Act provisions except for the exemption that allows us to extend the transition period for compliance with new or revised financial accounting standards. This election is irrevocable.

### **Item 9B. Other Information.**

None.

## PART III

### Item 10. Directors, Executive Officers and Corporate Governance.

#### *Management of Green Plains Partners*

We are managed by the directors and executive officers of our general partner, Green Plains Holdings. Our general partner is not elected by our unitholders and will not be subject to re-election by our unitholders in the future. Our parent owns all of the membership interests in our general partner. Our general partner has a board of directors, and our unitholders are not entitled to elect the directors or directly or indirectly to participate in our management or operations. Our general partner is liable, as general partner, for all of our debts (to the extent not paid from our assets), except for indebtedness or other obligations that are made specifically nonrecourse to it. Whenever possible, we intend to incur indebtedness that is nonrecourse to our general partner.

Our general partner currently has seven directors, including three independent directors. Our parent appoints all members to the board of directors of our general partner. In accordance with Nasdaq's phase-in rules, we had at least one independent director on the date our common units were first listed on Nasdaq and three independent directors within one year of that date.

Our general partner has the primary responsibility for providing the personnel necessary to conduct our operations, whether through directly hiring employees or by obtaining the services of personnel employed by our parent or others. In addition, pursuant to the operational services and secondment agreement, certain of our parent's employees (including our Chief Executive Officer) will be seconded to our general partner to provide management, maintenance and operational services with respect to the ethanol and fuel storage assets, terminal and transportation assets. During their period of secondment to our general partner, the seconded personnel will be under the direct management and supervision of our general partner. All of the personnel who conduct our business are employed by or contracted by our general partner and its affiliates, including our parent and Green Plains Trade.

#### *Director Independence*

Although most companies listed on Nasdaq are required to have a majority of independent directors serving on the board of directors of the listed company, Nasdaq does not require a publicly traded limited partnership like us to have a majority of independent directors on the board of directors of our general partner or to establish a compensation or a nominating and corporate governance committee. We are, however, required to have an audit committee of at least three members within one year of the date our common units are first listed on Nasdaq, and all of our audit committee members are required to meet the independence and financial literacy tests established by Nasdaq and the Exchange Act. We currently have three independent directors serving on our audit committee, Mr. Clayton Killinger, Mr. Brett Riley and Mr. John Chandler.

#### *Director Experience and Qualifications*

The board of directors of the general partner as a whole is responsible for filling vacancies on the board of directors at any time during the year, and for selecting individuals to serve on the board of directors of our general partner. From time to time, the board of directors may utilize the services of search firms or consultants to assist in identifying and screening potential candidates.

#### *Committees of the Board of Directors*

The board of directors of our general partner has an audit committee and a conflicts committee and may have such other committees as the board of directors shall determine appropriate from time to time. Each of the standing committees of the board of directors will have the composition and responsibilities described below.

#### *Audit Committee*

Our general partner has an audit committee currently comprised of three directors, Messrs. Killinger, Riley and Chandler, who meet the independence and experience standards established by Nasdaq and the Exchange Act. Mr. Killinger and Mr. Chandler qualify as audit committee financial experts. Our general partner has relied on the phase-in rules of Nasdaq and the SEC with respect to the independence of our audit committee. Those rules permitted our general partner to have an audit committee with one independent member at the date our common units were first listed on Nasdaq, a majority of independent members within 90 days thereafter and all independent members within one year thereafter. All three current board members were appointed within one year of the date our common units were first listed on Nasdaq. Mr. Killinger acts as chairman of the audit committee. Our audit committee assists the board of directors in its oversight of the integrity of our

financial statements and our compliance with legal and regulatory requirements and corporate policies and controls. Our audit committee has the sole authority to retain and terminate our independent registered public accounting firm, approve all auditing services and related fees and the terms thereof and pre-approve any non-audit services to be rendered by our independent registered public accounting firm. Our audit committee is responsible for confirming the independence and objectivity of our independent registered public accounting firm. Our independent registered public accounting firm is given unrestricted access to our audit committee.

#### *Conflicts Committee*

Messrs. Killinger, Riley and Chandler serve on our conflicts committee to review specific matters that may involve conflicts of interest in accordance with the terms of our partnership agreement. Mr. Riley was appointed chairman of the conflicts committee. The board of directors of our general partner determine whether to refer a matter to the conflicts committee on a case-by-case basis. The members of our conflicts committee may not be officers or employees of our general partner or directors, officers, or employees of its affiliates and must meet the independence and experience standards established by Nasdaq and the Exchange Act to serve on an audit committee of a board of directors, along with other requirements set forth in our partnership agreement. If our general partner seeks approval from the conflicts committee, then it is presumed that, in making its decision, the conflicts committee acted in good faith, and in any proceeding brought by or on behalf of any limited partner or the partnership challenging such determination, the person bringing or prosecuting such proceeding will have the burden of overcoming such presumption.

#### *Meetings of the Board of Directors*

The board of directors held ten meetings during 2016, while the audit committee had seven meetings and the conflicts committee held eight meetings. Meetings were conducted via teleconference or in person. No director attended fewer than 75% of the aggregate of board meetings and committee meetings held on which the director served during this period.

#### *Directors and Executive Officers of Green Plains Holdings LLC*

Directors are elected by the sole member of our general partner and hold office until their successors have been elected or qualified or until their earlier death, resignation, removal or disqualification. Executive officers are appointed by, and serve at the discretion of, the board of directors of our general partner. Todd A. Becker, Jerry L. Peters, Jeffrey S. Briggs and George P. (Patrick) Simpkins, who serve as directors, are also executive officers of our general partner and our parent. The following table shows information for the directors and executive officers of Green Plains Holdings as of February 14, 2017.

<b>Name</b>	<b>Age</b>	<b>Positions with Green Plains Holdings LLC</b>
Todd A. Becker	51	President and Chief Executive Officer (Chairman and Director)
Jerry L. Peters	59	Chief Financial Officer (and Director)
Jeffrey S. Briggs	52	Chief Operating Officer (and Director)
George P. (Patrick) Simpkins	55	Chief Development Officer (and Director)
Carl S. (Steve) Bleyl	57	Executive Vice President – Ethanol Marketing
Mark A. Hudak	56	Executive Vice President – Human Resources
Paul E. Kolomaya	51	Executive Vice President – Commodity Finance
Michelle S. Mapes	50	Executive Vice President – General Counsel and Corporate Secretary
Walter S. Cronin	54	Executive Vice President – Commercial Operations
Michael A. Metzler	54	Executive Vice President – Natural Gas & Power
Clayton E. Killinger	56	Director
Brett C. Riley	46	Director
John D. Chandler	47	Director

*Todd A. Becker.* Todd Becker was appointed President and Chief Executive Officer and a member of the board of directors of our general partner in March 2015. He also currently serves as the Chairman of the board of directors of our general partner. Mr. Becker has served as President and Chief Executive Officer of our parent since January 2009, and was appointed as a director of our parent in March 2009. Mr. Becker served as our parent’s President and Chief Operating Officer from October 2008 to December 2008. He served as Chief Executive Officer of VBV LLC from May 2007 to October 2008. Mr. Becker was Executive Vice President of Sales and Trading at Global Ethanol from May 2006 to May 2007. Prior to that, he worked for ten years with ConAgra Foods, Inc. in various management positions including Vice President of International Marketing for ConAgra Trade Group and President of ConAgra Grain Canada. Mr. Becker has over 28 years of related experience in various commodity processing businesses, risk management and supply chain management, along with extensive international trading experience in agricultural markets. Mr. Becker served on the board of directors, including its

audit and compensation committees, for Hillshire Brands Company from 2012 to 2014. Mr. Becker has a master's degree in Finance from the Kelley School of Business at Indiana University and a Bachelor of Science degree in Business Administration with a Finance emphasis from the University of Kansas. Mr. Becker brings valuable expertise to the board of directors of our general partner because he provides an insider's perspective about the business and the strategic direction of the general partner to board discussions. His extensive commodity experience and leadership traits make him an essential member of the board of directors of our general partner.

*Jerry L. Peters.* Jerry Peters was appointed Chief Financial Officer of our general partner in March 2015 and a member of the board of directors of our general partner in June 2015. Mr. Peters has served as Chief Financial Officer of our parent since June 2007. Mr. Peters served as Senior Vice President—Chief Accounting Officer for ONEOK Partners, L.P. from May 2006 to April 2007, as its Chief Financial Officer from July 1994 to May 2006, and in various senior management roles prior to that. ONEOK Partners is a publicly traded partnership engaged in gathering, processing, storage, and transportation of natural gas and natural gas liquids. Prior to joining ONEOK Partners in 1985, he was employed by KPMG LLP as a certified public accountant. Beginning September 2012, Mr. Peters serves on the board of directors, and as chairman of the audit committee, of the general partner of Summit Midstream Partners, LP, a publicly traded natural gas gathering partnership. Mr. Peters received his Master of Business Administration from Creighton University with a Finance emphasis and a Bachelor of Science degree in Business Administration from the University of Nebraska—Lincoln. Mr. Peters' experience serving on the board of directors of a publicly traded limited partnership, including as chairman of the audit committee, and his financial expertise are key attributes, among others, that make him well qualified to serve on the board of directors of our general partner.

*Jeffrey S. Briggs.* Jeff Briggs was appointed Chief Operating Officer of our general partner in March 2015 and a member of the board of directors of our general partner in June 2015. Mr. Briggs has served as Chief Operating Officer of our parent since November 2009. Mr. Briggs served as a consultant to our parent from July 2009 to November 2009. Prior to his consulting role, he was Founder and General Partner of Frigate Capital, LLC, a private investment partnership investing in small and mid-sized companies, from January 2004 through January 2009. Prior to Frigate, Mr. Briggs spent nearly seven years at Valmont Industries, Inc. as President of the Coatings Division. Prior to Valmont, he acquired and managed an electronic manufacturing company; was Director of Mergers and Acquisitions for Peter Kiewit and Sons; worked for Goldman Sachs in their Equities Division; and served five years as an Officer in the U.S. Navy on a nuclear submarine. Mr. Briggs received his Master of Business Administration from the Harvard Business School and a Bachelor of Science degree in Mechanical Engineering, Thermal and Power Systems from UCLA. Mr. Briggs provides to the board of directors of our general partner a valuable operational perspective due to experience as a consultant and his background in a variety of businesses.

*George P. (Patrich) Simpkins.* Patrich Simpkins currently serves as Chief Development Officer of our general partner and our parent and is a member of the board of directors of our general partner. Mr. Simpkins was appointed Chief Development and Risk Officer of our general partner in March 2015 and a member of the board of directors of our general partner in June 2015. Mr. Simpkins was named Chief Development and Risk Officer of our parent in October 2014, after joining our parent in May 2012 as its Executive Vice President—Finance and Treasurer. Prior to joining our parent, Mr. Simpkins was Managing Partner of GPS Capital Partners, LLC, a capital advisory firm serving global energy and commodity clients. From February 2005 to June 2008, he served as Chief Operating Officer and Chief Financial Officer of SensorLogic, Inc., and as Executive Vice President and Global Chief Risk Officer of TXU Corporation from November 2001 to June 2004. Prior to that, he served in senior financial and commercial executive roles with Duke Energy Corporation, Louis Dreyfus Energy, MEAG Power Company and MCI Communications. Mr. Simpkins earned a Bachelor of Business Administration degree in Economics and Marketing from the University of Kentucky. Mr. Simpkins' experience in varied risk management matters, including as an executive officer and in financial and commercial executive roles, qualifies him to serve on the board of directors of our general partner.

*Carl S. (Steve) Bleyl.* Steve Bleyl was appointed Executive Vice President—Ethanol Marketing of our general partner in March 2015. Mr. Bleyl joined our parent as Executive Vice President—Ethanol Marketing in October 2008. Mr. Bleyl served as Executive Vice President—Ethanol Marketing for VBV LLC from October 2007 to October 2008. From June 2003 until September 2007, he served as Chief Executive Officer of Renewable Products Marketing Group LLC, an ethanol marketing company, building it from a cooperative marketing group of five ethanol plants in one state to seventeen production facilities in seven states. Prior to that, Mr. Bleyl worked for over 20 years in various senior management and executive positions in the fuel industry. Mr. Bleyl earned a Master of Business Administration from the University of Oklahoma and a Bachelor of Science degree in Aerospace Engineering from the United States Military Academy.

*Mark A. Hudak.* Mark Hudak was appointed Executive Vice President—Human Resources of our general partner in March 2015. Mr. Hudak was named Executive Vice President—Human Resources of our parent in November 2013 after

joining our parent in January 2013 as its Vice President—Human Resources. Mr. Hudak has extensive experience in human resource management, organizational development, employee relations, employee benefits and compensation management. He served as Senior Director, Global Human Resources for Bimbo Bakeries from November 2010 to January 2013. Prior to that, from September 2006 to November 2010, Mr. Hudak was Vice President, Global Human Resources / Compliance and Ethics Officer at United Malt Holdings. He held several senior level positions at ConAgra Foods, Inc. from December 2000 to September 2006. Mr. Hudak has a Bachelor of Science degree in Business Administration from Bellevue University.

*Paul E. Kolomaya.* Paul Kolomaya was appointed Executive Vice President—Commodity Finance of our general partner in March 2015. Mr. Kolomaya was named Executive Vice President—Commodity Finance of our parent in February 2012 after joining our parent in August 2008 as its Vice President—Commodity Finance. Prior to joining our parent, Mr. Kolomaya was employed by ConAgra Foods, Inc. from March 1997 to August 2008 in a variety of senior finance and accounting capacities, both domestic and international. Prior to that, he was employed by Arthur Andersen & Co. in both the audit and business consulting practices. Mr. Kolomaya holds chartered accountant and certified public accountant certifications and has a Bachelor of Honors Commerce degree from the University of Manitoba.

*Michelle S. Mapes.* Michelle Mapes was appointed Executive Vice President—General Counsel and Corporate Secretary of our general partner in March 2015. Ms. Mapes has served as Executive Vice President—General Counsel and Corporate Secretary of our parent since November 2009 after joining our parent in September 2009 as its General Counsel. Prior to joining our parent, Ms. Mapes was a Partner at Husch Blackwell LLP, where for three years she focused her legal practice nearly exclusively in renewable energy. Prior to that, she was Chief Administrative Officer and General Counsel for HDM Corporation. Ms. Mapes served as Senior Vice President—Corporate Services and General Counsel to Farm Credit Services of America from April 2000 to June 2005. Ms. Mapes holds a Juris Doctorate, a Master of Business Administration and a Bachelor of Science degree in Accounting and Finance, all from the University of Nebraska—Lincoln.

*Walter S. Cronin.* Walter Cronin was appointed Executive Vice President – Commercial Operations of our general partner and our parent in August 2015. Mr. Cronin previously served as Chief Investment Officer of Green Plains Asset Management LLC, a wholly owned subsidiary of our parent, since November 2011. Mr. Cronin served as Executive Vice President and trading principal of County Cork Asset Management from April 2010 to November 2011. Prior to that, Mr. Cronin acted as a consultant to Bunge Limited from September 2004 through March 2010. Additionally, Mr. Cronin has over 29 years of commodity trading experience working at a number of firms, including RJ O’Brien and Continental Grain. Mr. Cronin received a Bachelor of Arts degree from the University of Santa Clara in 1985.

*Michael A. Metzler.* Michael Metzler was appointed Executive Vice President – Natural Gas and Power of our general partner and our parent in November 2015. Mr. Metzler previously served as Senior Vice President and General Manager – Natural Gas and Power of our parent since May 2013. Prior to joining our parent, Mr. Metzler was Senior Vice President of Origination and Trading for Tenaska Marketing Ventures, spending nearly 20 years helping to build the company from its start up. Prior to Tenaska, Mr. Metzler spent five years with Aquila Energy Marketing as their Director of Marketing and Trading. Mr. Metzler holds a Bachelor of Business Administration degree in Management and Marketing from the University of Nebraska - Omaha.

*Clayton E. Killinger.* Clayton Killinger was appointed a member of the board of directors of our general partner in August 2015 and serves as chairman of the audit committee and as a member of the conflicts committee. Mr. Killinger has served as a director of the general partner of CrossAmerica Partners LP since October 2014. He joined CST Brands, Inc. in January 2013, currently serving as Executive Vice President and Chief Financial Officer. He was also named Executive Vice President and Chief Financial Officer of CrossAmerica Partners LP in March 2015. Previous to these positions, Mr. Killinger spent eleven years at Valero Energy Corporation, most recently as the Senior Vice President and Controller. Prior to his employment at Valero, he was an audit partner at Arthur Andersen LLP. Mr. Killinger is a certified public accountant, with his Bachelor of Business Administration in Accounting from the University of Texas at San Antonio, where he graduated Summa Cum Laude. Mr. Killinger is qualified to serve on our general partner’s board of directors because of his financial and master limited partnership experience within the energy industry.

*Brett C. Riley.* Brett Riley was appointed a member of the board of directors of our general partner in April 2016 and serves as chairman of the conflicts committee and as a member of the audit committee. Mr. Riley is currently an independent energy consultant and private investor. Mr. Riley led the strategy and mergers and acquisitions activities for Magellan Midstream Partners, L.P., a publicly traded master limited partnership, from June 2003 until April 2016. From 2007 to April 2016, Mr. Riley served as senior vice president, business development for Magellan GP, LLC, the general partner of Magellan Midstream Partners. Prior to joining Magellan GP, Mr. Riley served as director, mergers and acquisitions and director, financial planning and analysis for a subsidiary of The Williams Companies, Inc. Before that, he held various finance and business development positions with MAPCO Inc. and The Williams Companies, Inc. Mr. Riley received his

Bachelor of Business Administration in Management from Pittsburg State University and his Master of Business Administration from the University of Tulsa. Mr. Riley is qualified to serve on our general partner's board of directors because of his financial and master limited partnership experience within a variety of industries.

*John D. Chandler.* John Chandler was appointed a member of the board of directors of our general partner in June 2016 and serves as a member of both the audit and conflicts committee. Mr. Chandler currently serves on the board of directors and is chair of the audit committee of USA Compression GP, LLC. He is also a member of the board of directors and audit committee of Cone Midstream GP, LLC. From 2002 to 2014, he served as chief financial officer, treasurer and chief accounting officer of Magellan Midstream Holdings GP. Before joining Magellan, Mr. Chandler was director, planning and strategic development for a subsidiary of The Williams Companies, Inc. and held various accounting and finance positions at MAPCO Inc. Mr. Chandler earned a Bachelor of Science in Business Administration with a double major in Accounting and Finance from the University of Tulsa. Mr. Chandler is qualified to serve on our general partner's board of directors because of his financial and master limited partnership experience within a variety of industries.

#### *Board of Directors Leadership Structure*

The board of directors of our general partner has no policy with respect to the separation of the offices of chairman of the board of directors and chief executive officer. Instead, that relationship is defined and governed by the limited liability company agreement of our general partner, which permits the same person to hold both offices. Directors of the board of directors of our general partner are designated or elected by our parent. Accordingly, unlike holders of common stock in a corporation, our unitholders have only limited voting rights on matters affecting our business or governance, subject in all cases to any specific unitholder rights contained in our partnership agreement.

#### *Board of Directors Role in Risk Oversight*

Our corporate governance guidelines state that the board of directors of our general partner is responsible for reviewing the process of assessing major risks facing us and the options for their mitigation. This responsibility is largely satisfied by our audit committee, which is responsible for reviewing and discussing with management and our registered public accounting firm the major risk exposures and the policies implemented by management to monitor such exposures. This includes our financial risk exposures and risk management policies.

#### *Compliance with Section 16(a) of the Exchange Act*

Section 16(a) of the Exchange Act requires our general partner's officers and directors and persons who beneficially own more than 10% of our common units to file reports of securities ownership and changes in such ownership with the SEC. Officers, directors and greater than 10% beneficial owners are also required by rules promulgated by the SEC to furnish us with copies of all Section 16(a) forms they file. Based solely upon a review of the Forms 3 and 4, including any amendments, filed with the SEC in 2016 (no Forms 5, or any amendments, were filed with respect to 2016), all required report filings by our (or our general partner's) directors and executive officers and greater than 10% affiliated beneficial owners were timely made.

#### *Code of Ethics*

The board of directors of our general partner has adopted a code of ethics which sets forth the partnership's policy with respect to business ethics and conflicts of interest. The code of ethics is intended to ensure that the employees, officers and directors of the partnership conduct business with the highest standards of integrity and in compliance with all applicable laws and regulations. It applies to any employees, officers and directors of the partnership, including its principal executive officer, principal financial officer and controller, or persons performing similar functions. The code of ethics also incorporates expectations of the senior financial officers that enable us to provide accurate and timely disclosure in our filings with the SEC and other public communications. The code of ethics is publicly available on our website under the "Corporate Governance" subsection of the Investors section at [www.greenplainspartners.com](http://www.greenplainspartners.com) and is also available free of charge on request to the Secretary at the Omaha office address given under the "Contact" section on our website.

### **Item 11. Executive Compensation.**

#### ***Overview – Compensation Decisions and Allocation of Compensation Expenses***

Neither the partnership nor the general partner employ any of the persons responsible for managing our business. Our general partner does not have a compensation committee. Our general partner, under the direction of its board of directors, is responsible for managing our operations and for obtaining the services of the employees that operate our business.

The compensation payable to the officers of our general partner, who are employees of our parent, is paid by our parent. Our general partner and the operating subsidiaries entered into an operational services and secondment agreement with our parent and Green Plains Trade pursuant to which, among other matters:

- our parent has made available to our general partner the services of the employees who serve as the executive officers of our general partner; and
- our general partner is obligated to reimburse our parent for a specified portion of the costs that our parent incurs in providing compensation and benefits to such employees of our parent.

For 2014 and all prior periods, no amounts of compensation for the executive officers of our general partner were separately allocated to our business. After completion of the IPO, the executive officers of our general partner perform services unrelated to our business for our parent and its affiliates and will not receive any separate amounts of compensation for their services to us or our general partner. For 2016, 2015 and 2014, each of the executive officers of our general partner devoted substantially less than a majority of his working time to matters relating to our ethanol and fuel storage assets, terminal and transportation assets. As a result, we do not believe the compensation the executive officers of our general partner receive in relation to the services they perform with respect to our ethanol storage assets, terminal and transportation assets would comprise a material amount of their total compensation.

Our named executive officers (NEOs) are:

- Todd Becker – President and Chief Executive Officer
- Jerry Peters – Chief Financial Officer
- Jeffrey Briggs – Chief Operating Officer

The NEOs of our general partner and all other personnel necessary for our business to function are employed and compensated by our parent. We are responsible for paying the long-term incentive compensation expense associated with our LTIP described below. The NEOs continue to participate in employee benefit plans and arrangements sponsored by our parent, including plans that may be established in the future. Our general partner has not entered into any employment agreements with any of its executive officers. There was no compensation in any form paid to or earned by any executive officer of our general partner in 2016 or 2015. All compensation was paid by our parent and allocated to the partnership through our corporate allocation process.

Our parent provides compensation to its executives in the form of base salaries, annual cash bonuses and stock incentive awards under our parent’s long-term equity incentive plan.

#### 2016 Executive Compensation Summary

The following table provides certain compensation information for our NEOs for the years ended December 31, 2016 and 2015:

Name and principal position	Year	Salary <sup>(1)</sup>	Stock awards <sup>(1)(2)</sup>	Non-equity incentive plan comp. <sup>(3)</sup>	All other comp. <sup>(1)</sup>	Total
Todd Becker, President and Chief Executive Officer	2016	\$ 22,916	\$ 135,312	\$ -	\$ -	\$ 158,228
	2015	11,350	-	32,428	-	43,778
Jerry Peters, Chief Financial Officer	2016	15,004	26,189	-	-	41,194
	2015	6,486	-	5,188	-	11,674
Jeffrey Briggs, Chief Operating Officer	2016	15,004	26,189	-	-	41,194
	2015	-	-	-	-	-

(1) The amounts shown above reflect compensation allocated to us from our parent for the periods presented. Per our omnibus agreement, a percentage allocation of 4.36% was applied to compensation for the full year of 2016, and a percentage allocation of 4.32% was applied to compensation for the period subsequent to the IPO for the 2015 year, or July 1, 2015, to December 31, 2015.

(2) A column for “Bonus,” which relates to discretionary cash bonuses that are not part of a short-term incentive plan has been omitted from this table because no compensation is reportable thereunder. “Stock awards” were awarded pursuant to our parent’s 2009 Equity Incentive Plan, as amended, and included as part of the compensation allocation in 2016; stock awards were not allocated in 2015.

(3) “Non-equity incentive plan compensation” amounts are paid pursuant to our parent’s Umbrella Short-Term Incentive Plan and included as part of the

compensation allocation. Amounts for 2016 are expected to be finalized subsequent to the date of this report. Once finalized, such amounts will be disclosed in a filing under Item 5.02 of Form 8-K.

### *Outstanding Equity Awards at Year-End*

There were no outstanding equity awards to our NEOs as of December 31, 2016.

### *Our Long-Term Incentive Plan*

Our general partner adopted our LTIP for officers, directors and employees of our general partner or its affiliates, and any consultants, affiliates of our general partner or other individuals who perform services for us. Our general partner may issue long-term equity based awards under the plan to our executive officers and other service providers. These awards are intended to compensate the recipients based on the performance of our common units and the recipient's continued service during the vesting period, as well as to align recipients' long-term interests with those of our unitholders. The plan is administered by the board of directors of our general partner or any committee thereof that may be established for such purpose or to which the board of directors or such committee may delegate such authority, subject to applicable law. All determinations with respect to awards to be made under our LTIP are made by the plan administrator and we are responsible for the cost of awards granted under our LTIP. The following description summarizes the terms of our LTIP, but this summary does not purport to be a complete description of all of the provisions of our LTIP.

*General.* Our LTIP provides for the grant, from time to time at the discretion of the plan administrator or any delegate thereof, subject to applicable law, of unit awards, restricted units, phantom units, unit options, unit appreciation rights, distribution equivalent rights, profits interest units and other unit-based awards. The purpose of awards under our LTIP is to provide additional incentive compensation to employees and any other individuals providing services to us, and to align the economic interests of such employees and individuals with the interests of our unitholders. The plan administrator may grant awards under our LTIP to reward the achievement of individual or partnership performance goals; however, no specific performance goals that might be utilized for this purpose have yet been determined. In addition, the plan administrator may grant awards under our LTIP without regard to performance factors or conditions. Our LTIP will limit the number of units that may be delivered pursuant to vested awards to 2,500,000 common units, subject to proportionate adjustment in the event of unit splits and similar events. Common units subject to awards that are cancelled, forfeited, withheld to satisfy exercise prices or tax withholding obligations or otherwise terminated without delivery of the common units will be available for delivery pursuant to other awards.

*Restricted Units and Phantom Units.* A restricted unit is a common unit that is subject to forfeiture. Upon vesting, the forfeiture restrictions lapse and the recipient holds a common unit that is not subject to forfeiture. A phantom unit is a notional unit that entitles the grantee to receive a common unit upon the vesting of the phantom unit or on a deferred basis upon specified future dates or events or, in the discretion of the plan administrator, cash equal to the fair market value of a common unit. The plan administrator of our LTIP may make grants of restricted and phantom units under our LTIP that contain such terms, consistent with our LTIP, as the plan administrator may determine are appropriate, including the period over which restricted or phantom units will vest. The plan administrator may, in its discretion, base vesting on the grantee's completion of a period of service or upon the achievement of specified financial objectives or other criteria or upon a change in control (as defined in our LTIP) or as otherwise described in an award agreement.

Distributions made by us with respect to awards of restricted units may be subject to the same vesting requirements as the restricted units.

*Distribution Equivalent Rights.* The plan administrator, in its discretion, may also grant distribution equivalent rights, either as standalone awards or in tandem with other awards. Distribution equivalent rights are rights to receive an amount in cash, restricted units or phantom units equal to all or a portion of the cash distributions made on units during the period an award remains outstanding.

*Unit Options and Unit Appreciation Rights.* Our LTIP also permits the grant of options and appreciation rights covering common units. Unit options represent the right to purchase a number of common units at a specified exercise price. Unit appreciation rights represent the right to receive the appreciation in the value of a number of common units over a specified exercise price, either in cash or in common units. Unit options and unit appreciation rights may be granted to such eligible individuals and with such terms as the plan administrator may determine, consistent with our LTIP; however, a unit option or unit appreciation right must have an exercise price equal to at least the fair market value of a common unit on the date of grant.

*Unit Awards.* Awards covering common units may be granted under our LTIP with such terms and conditions, including



restrictions on transferability, as the administrator of our LTIP may establish.

*Profits Interest Units.* Awards granted to grantees who are partners, or granted to grantees in anticipation of the grantee becoming a partner or granted as otherwise determined by the administrator, may consist of profits interest units. The administrator will determine the applicable vesting dates, conditions to vesting and restrictions on transferability and any other restrictions for profits interest awards.

*Other Unit-Based Awards.* Our LTIP may also permit the grant of other unit-based awards, which are awards that, in whole or in part, are valued or based on or related to the value of a common unit. The vesting of other unit-based awards may be based on a participant's continued service, the achievement of performance criteria or other measures. On vesting or on a deferred basis upon specified future dates or events, other unit-based awards may be paid in cash and/or in units (including restricted units), or any combination thereof as the plan administrator may determine.

*Source of Common Units.* Common units to be delivered with respect to awards may be newly issued units, common units acquired by us or our general partner in the open market, common units already owned by our general partner or us, common units acquired by our general partner directly from us or any other person or any combination of the foregoing.

*Anti-Dilution Adjustments and Change in Control.* If an "equity restructuring" event occurs that could result in an additional compensation expense under applicable accounting standards if adjustments to awards under our LTIP with respect to such event were discretionary, the plan administrator will equitably adjust the number and type of units covered by each outstanding award and the terms and conditions of such award to equitably reflect the restructuring event and will adjust the number and type of units with respect to which future awards may be granted under our LTIP. With respect to other similar events, including, for example, a combination or exchange of units, a merger or consolidation or an extraordinary distribution of our assets to unitholders, that would not result in an accounting charge if adjustment to awards were discretionary, the plan administrator shall have discretion to adjust awards in the manner it deems appropriate and to make equitable adjustments, if any, with respect to the number of units available under our LTIP and the kind of units or other securities available for grant under our LTIP. Furthermore, upon any such event, including a change in control of us or our general partner, or a change in any law or regulation affecting our LTIP or outstanding awards or any relevant change in accounting principles, the plan administrator will generally have discretion to (i) accelerate the time of exercisability or vesting or payment of an award, (ii) require awards to be surrendered in exchange for a cash payment or substitute other rights or property for the award, (iii) provide for the award to assumed by a successor or one of its affiliates, with appropriate adjustments thereto, (iv) cancel unvested awards without payment or (v) make other adjustments to awards as the administrator deems appropriate to reflect the applicable transaction or event.

*Termination of Service.* The consequences of the termination of a grantee's employment, membership on our general partner's board of directors or other service arrangement will generally be determined by the plan administrator in the terms of the relevant award agreement.

*Amendment or Termination of Long-Term Incentive Plan.* The plan administrator, at its discretion, may terminate our LTIP at any time with respect to the common units for which a grant has not previously been made. The plan administrator also has the right to alter or amend our LTIP or any part of it from time to time or to amend any outstanding award made under our LTIP, provided that no change in any outstanding award may be made that would materially impair the vested rights of the participant without the consent of the affected participant or result in taxation to the participant under Section 409A of the Internal Revenue Code.

#### *Compensation Consultants*

The board of directors of our general partner does not have a compensation committee, and it did not retain a compensation consultant in 2016 or 2015.

#### *Insider Trading Policy*

Our board of directors has adopted an insider trading policy both to satisfy the partnership's obligation to prevent insider trading and to help partnership insiders avoid the severe consequences associated with violations of insider trading laws. As the partnership has worked diligently to establish a reputation for integrity and ethical conduct, this policy is also intended to prevent even the appearance of improper conduct on the part of anyone associated with the partnership.

No director, officer or employee of the partnership who is aware of material nonpublic information relating to the partnership may, directly or through family members or other persons or entities, (a) buy or sell securities of the partnership

(other than pursuant to a pre-approved trading plan that complies with SEC Rule 10b5-1), or engage in any other action to take personal advantage of that information, or (b) pass that information on to others outside the partnership, including family and friends. In addition, no director, officer or other employee of the partnership who, in the course of working for the partnership, learns of material nonpublic information about a company with which the partnership does business, including a customer or supplier of the partnership, may trade in that company's securities until the information becomes public or is no longer material.

Certain forms of hedging or monetization transactions allow an employee to lock in much of the value of his or her stock holdings, often in exchange for all or part of the potential for upside appreciation in the stock. These transactions allow the director, officer or employee to continue to own the covered securities, but without the full risks and rewards of ownership. When that occurs, the director, officer or employee may no longer have the same objectives as the partnership's other unitholders. Any person wishing to enter into such an arrangement must first pre-clear the proposed transaction with the partnership's Chief Executive Officer or his designee.

Securities held in a margin account may be sold by the broker without the customer's consent if the customer fails to meet a margin call. Similarly, securities pledged or hypothecated as collateral for a loan may be sold in foreclosure if the borrower defaults on the loan. Because a margin sale or foreclosure sale may occur at a time when the pledgor is aware of material nonpublic information or otherwise is not permitted to trade in partnership securities, directors, officers and other employees who are aware of material nonpublic information relating to the partnership are prohibited from holding partnership securities in a margin account or pledging partnership securities as collateral for a loan. An exception to this prohibition may be granted where a person wishes to pledge partnership securities as collateral for a loan, not including margin debt, and clearly demonstrates the financial capacity to repay the loan without resort to the pledged securities. Any person who wishes to pledge partnership securities as collateral for a loan must submit a request for approval to the partnership's Chief Executive Officer or his designee at least two weeks prior to the proposed execution of documents evidencing the proposed pledge.

The partnership has applied and interpreted the insider trading policy that hedging and pledging transactions are not permitted, without approval, and approval is not easily achieved or given out just because it was requested. To date, our parent has never approved hedging, and it has allowed just three directors, with one being a past director, to pledge, only after they had demonstrated the necessary financial capacity.

### ***Compensation of Our Directors***

Our general partner adopted a director compensation policy, which states directors who are not officers, employees or paid consultants or advisors of us or our general partner receive a combination of cash and restricted common unit grants as compensation for attending meetings of the board of directors of our general partner and any committees meetings as follows:

- annual cash compensation of \$60,000 per year, paid quarterly;
- audit committee chair: additional cash compensation of \$10,000 per year, paid quarterly;
- conflicts committee chair: additional cash compensation of \$5,000 per year, paid quarterly; and
- annual grant of \$80,000 of common units under our LTIP, which vest one year from the grant date.

Directors also receive reimbursement for out-of-pocket expenses associated with attending board or committee meetings and director and officer liability insurance coverage. Officers, employees, paid consultants or advisors of us or our general partner or its affiliates who also serve as directors do not receive additional compensation for their service as directors. All directors will be indemnified by us for actions associated with being a director to the fullest extent permitted under Delaware law.

The following table reflects all compensation granted to each independent director during 2016:

Name	Fees Earned or Paid in Cash <sup>(1)</sup>	Unit Awards <sup>(2)(3)</sup>	All Other Compensation	Total
Clayton E. Killinger	\$ 70,000	\$ 80,000	-	\$ 150,000
Brett C. Riley	46,607	80,000	-	126,607
John D. Chandler	30,000	80,000	-	110,000
Patrick Eilers	14,643	-	-	14,643

(1) The annual cash fees for independent directors' board of directors and committee service for 2016 are based on a calendar year and were prorated based on the date each board member was appointed. Mr. Killinger was appointed in August 2015, Mr. Riley was appointed in April 2016 and Mr. Chandler was appointed in June 2016. Mr. Eilers was appointed in June 2015, but resigned from our board in March 2016 as he accepted a position with a firm that had a policy restricting its employees from serving on the board of directors of a public company.

(2) On July 1, 2016, each independent board member received his annual restricted common unit grant of \$80,000 based on the common unit market price of \$15.99. As of December 31, 2016, this annual restricted common unit award was the only outstanding award for each independent director.

(3) The amounts shown in this column represent the aggregate grant date fair value, as determined in accordance with ASC 718, *Compensation – Stock Compensation*, without regard to potential forfeitures. The restricted common units granted in 2016 will vest on July 1, 2017.

## Item 12. Security Ownership of Certain Beneficial Owners and Management and Related Stockholder Matters.

The following table sets forth the beneficial ownership of our units as of February 14, 2017, held by (i) beneficial owners of 5% or more of the units, (ii) each director and named executive officer of our general partner, and (iii) all director and executive officers of our general partner as a group.

The amounts and percentage of units beneficially owned are reported on the basis of regulations of the SEC governing the determination of beneficial ownership of securities. Under the rules of the SEC, a person is deemed to be a beneficial owner of a security if that person has or shares voting power, which includes the power to vote or to direct the voting of such security, or investment power, which includes the power to dispose of or to direct the disposition of such security. In computing the number of common units beneficially owned by a person and the percentage ownership of that person, common units subject to options or warrants held by that person that are currently exercisable or exercisable within 60 days of February 14, 2017, if any, are deemed outstanding, but are not deemed outstanding for computing the percentage ownership of any other person. Except as indicated by footnote, the persons named in the table below have sole voting and investment power with respect to all units shown as beneficially owned by them, subject to community property laws where applicable.

The percentage of units beneficially owned is based on a total of 15,910,658 common units and 15,889,642 subordinated units outstanding as of February 14, 2017.

Name of Beneficial Owner <sup>(1)</sup>	Green Plains Partners LP				Green Plains Inc.		
	Common Units Beneficially Owned	Percentage of Common Units Beneficially Owned	Subordinated Units Beneficially Owned	Percentage of Subordinated Units Beneficially Owned	Percentage of Total Common Units and Subordinated Units Beneficially Owned	Common Stock Beneficially Owned	Percentage of Common Stock Beneficially Owned
Todd A. Becker	57,556	*	-	-	*	580,578	1.5%
Jerry L. Peters	15,000	*	-	-	*	91,463	*
Jeffrey S. Briggs	4,000	*	-	-	*	189,357	*
George P. (Patrich) Simpkins	5,000	*	-	-	*	89,210	*
John D. Chandler	5,003	*	-	-	*		
Clayton E. Killinger	20,859	*	-	-	*		
Brett C. Riley	6,254	*	-	-	*		
<b>All Directors and Executive Officers as a group (13 persons)</b>	163,512						
<b>Other 5% or more unitholders:</b>							
Green Plains Inc. <sup>(2)</sup>	4,389,642	27.6%	15,889,642	100.0%	63.8%		
Tourbillon Capital Partners, LP <sup>(3)</sup>	2,362,466	14.8%	-	-	7.4%		
Harvest Capital Strategies LLC <sup>(4)</sup>	1,380,000	8.7%	-	-	4.3%		
Morgan Stanley <sup>(5)</sup>	1,299,458	8.2%	-	-	4.1%		

\* Less than 1%

(1) Except where otherwise indicated, the address of the beneficial owner is deemed to be the same address as the partnership.

(2) Includes common units and subordinated units beneficially owned by our parent, which is publicly traded and managed by a separate nine-person board of directors.

(3) Based on the amount reported in the Schedule 13G/A filing on February 14, 2017. Shares are beneficially owned with sole voting and dispositive power shared with Jared H. Karp, Chief Executive Officer of Tourbillon Capital Partners.

(4) Based on the amount reported in the Schedule 13G/A filing on February 14, 2017. Shares are beneficially owned with sole voting and dispositive power.

(5) Based on the amount reported according to Nasdaq.com as of February 14, 2017. Shares are beneficially owned with sole voting and dispositive power.

### Securities Authorized for Issuance Under Equity Compensation Plans

The board of directors of the general partner adopted our LTIP in connection with the IPO. Our LTIP reserves 2,500,000 common units for issuance in the form of options, restricted units, phantom units, distributable equivalent rights, substitute awards, unit appreciation rights, unit awards, profits interest units or other unit-based awards. The following table provides information as of December 31, 2016, with respect to the partnership's common units that may be issued under our LTIP.

Plan Category	Number of securities to be issued upon exercise of outstanding options, warrants and rights	Weighted average exercise price of outstanding options, warrants and rights	Number of securities remaining available for future issuance under equity compensation plans, excluding securities reflected in column
Equity compensation plans approved by security holders	21,016	\$ -	2,478,984
Equity compensation plans not approved by security holders	-	-	-
Total	21,016	\$ -	2,478,984

### Item 13. Certain Relationships and Related Transactions, and Director Independence.

As of February 14, 2017, our parent owns 4,389,642 common units and 15,889,642 subordinated units, representing a 62.5% limited partner interest in us. In addition, our general partner owns a 2% general partner interest in us and all of our incentive distribution rights.

#### Distributions and Payments to Our General Partner and Its Affiliates

The following summarizes the distributions and payments made or to be made by us to our general partner and its

affiliates in connection with the formation, ongoing operation, and liquidation of Green Plains Partners LP. These distributions and payments were determined by and among affiliated entities and, consequently, are not the result of arm's-length negotiations.

#### *Formation/Offering Stage*

The consideration received by our general partner and its affiliates prior to or in connection with the IPO for the contribution of the assets and liabilities to us consisted of the following:

- 4,389,642 common units;
- 15,889,642 subordinated units;
- a 2% general partner interest in us;
- a distribution of approximately \$155.3 million from the proceeds of the IPO; and
- the incentive distribution rights.

#### *Operational Stage*

*Distributions of available cash to our general partner and its affiliates.* We will generally make cash distributions to the unitholders, pro rata, including our parent, as holder of an aggregate of 4,389,642 common units and 15,889,642 subordinated units. In addition, if distributions exceed the minimum quarterly distribution and target distribution levels, the incentive distribution rights held by our general partner will entitle our general partner to increasing percentages of the distributions, up to 48% (in addition to distributions paid on its 2% general partner interest) of the distributions above the highest target distribution level.

Assuming we generate sufficient distributable cash flow to support the payment of the full minimum quarterly distribution on all of our outstanding units for four quarters, our general partner will receive an annual distribution of approximately \$1.0 million on the 2% general partner interest and our parent will receive \$32.4 million on their common units and subordinated units.

*Payments to our general partner and its affiliates.* Under our partnership agreement, we are required to reimburse our general partner and its affiliates for all costs and expenses that they incur on our behalf for managing and controlling our business and operations. Except to the extent specified in the operational services and secondment agreement and omnibus agreement, our general partner determines the amount of these expenses and such determinations must be made in good faith under the terms of our partnership agreement.

Under our operational services and secondment agreement, our general partner reimburses our parent for the secondment to our general partner of certain employees who serve management, maintenance and operational functions in support of our operations and reimburses Green Plains for the provision of those personnel, including with respect to routine and emergency maintenance and repair services, routine operational activities, routine administrative services and such other services as we and Green Plains may mutually agree upon from time to time. The costs and expenses for which we are required to reimburse our general partner and its affiliates are not be subject to any caps or other limits.

Under our omnibus agreement, we reimburse our parent for all reasonable direct and indirect costs and expenses incurred by our parent and its affiliates in connection with the provision of certain general and administrative services, such as treasury, accounting and legal services. These services are consistent in nature and quality to the services of such type previously provided by our parent in connection with our assets.

*Withdrawal or removal of our general partner.* If our general partner withdraws or is removed, its incentive distribution rights will either be sold to the new general partner for cash or converted into common units, for an amount equal to the fair market value of such interests.

#### *Liquidation Stage*

Upon our liquidation, the partners, including our general partner, will be entitled to receive liquidating distributions according to their respective capital account balances.

## *Agreements with Affiliates in Connection with the IPO*

We have various agreements with certain affiliates, as described below. These agreements have been negotiated among affiliated parties and, consequently, are not the result of arm's-length negotiations. For the agreements in their entirety, any subsequent amendments and additional information, please refer to *Item 15 – Exhibits, Financial Statement Schedules* and *Note 16 – Related Party Transactions* to the consolidated financial statements in this report.

### *Omnibus Agreement*

In connection with the IPO, the partnership entered into an omnibus agreement with Green Plains and its affiliates which addresses:

- the partnership's obligation to reimburse Green Plains for direct or allocated costs and expenses incurred by Green Plains for general and administrative services (in addition to expenses incurred by the general partner and its affiliates that are reimbursed under the First Amended and Restated Agreement of Limited Partnership of the Green Plains Partners LP, or the partnership agreement);
- the prohibition of Green Plains and its subsidiaries from owning, operating or investing in any business that owns or operates fuel terminals or fuel transportation assets in the United States, subject to exceptions;
- the partnership's right of first offer to acquire assets if Green Plains decides to sell them for up to five years from the consummation of the IPO;
- a nontransferable, nonexclusive, royalty-free license to use the Green Plains trademark and name;
- the allocation of taxes among the parent, the partnership and its affiliates and the parent's preparation and filing of tax returns; and
- an indemnity by Green Plains for environmental and other liabilities, the partnership's obligation to indemnify Green Plains and its subsidiaries for events and conditions associated with the operation of partnership assets that occur after the closing of the IPO, and for environmental liabilities related to partnership assets to the extent Green Plains is not required to indemnify the partnership.

If Green Plains or its affiliates cease to control the general partner, then either Green Plains or the partnership may terminate the omnibus agreement, provided that (i) the indemnification obligations of the parties survive according to their respective terms; and (ii) Green Plains' obligation to reimburse the partnership for operational failures survives according to its terms.

Effective January 1, 2016, and September 23, 2016, the omnibus agreement was amended in connection with the acquisition of additional ethanol storage and transportation assets. We entered into amendments to the omnibus agreement with our parent, our general partner, and Green Plains Operating Company that provides for our obligation to reimburse our parent for certain direct or allocated costs and expenses incurred by our parent in providing general and administrative services in connection with assets acquired or developed by the us from time to time, which includes these assets.

### *Contribution, Conveyance and Assumption Agreement*

On July 1, 2015, in connection with the IPO, the partnership entered into a contribution, conveyance and assumption agreement, or the contribution agreement, with the general partner, Green Plains, Green Plains Operating Company, Green Plains Obion, and Green Plains Trucking, and the following transactions, among others, occurred concurrently with the closing of the IPO:

- Green Plains conveyed its 2.25% limited liability interest in Green Plains Operating Company to the general partner, which the general partner then conveyed to the partnership in exchange for the general partner interest and all of the limited partner interests in the partnership classified as incentive distribution rights under the partnership agreement;
- Green Plains conveyed its remaining 97.75% limited liability interest in Green Plains Operating Company to the partnership in exchange for 3,629,982 common units and 13,139,822 subordinated units;
- Green Plains Obion conveyed its 10.32% limited liability interest in Green Plains Ethanol Storage to the partnership in exchange for 649,705 common units and 2,351,806 subordinated units; and
- Green Plains Trucking conveyed its 100% interest in Green Plains Trucking II to the partnership in exchange for 109,955 common units and 398,014 subordinated units.

Subsequent to the IPO, Green Plains Trucking conveyed their interest in the partnership to Green Plains.

#### *Operating Services and Secondment Agreement*

In connection with the IPO, the general partner entered into an operational services and secondment agreement with Green Plains. Under the terms of the agreement, Green Plains seconded employees to the general partner to provide management, maintenance and operational functions for the partnership, including regulatory matters, health, environment, safety and security programs, operational services, emergency response, employees training, finance and administration, human resources, business operations and planning. The seconded personnel are under the direct management and supervision of the general partner.

The general partner reimburses the parent for the cost of the seconded employees, including wages and benefits. If a seconded employee does not devote 100% of his or her time providing services to the general partner, the general partner reimburses the parent for a prorated portion of the employee's overall wages and benefits based on the percentage of time the employee spent working for the general partner. The parent bills the general partner monthly in arrears for services provided during the prior month. Payment is due within 10 days of the general partner's receipt of the invoice.

Under the operational services and secondment agreement, our parent will indemnify us from any claims, losses or liabilities incurred by us, including third-party claims, arising from their performance of the operational services secondment agreement; provided, however, our parent will not be obligated to indemnify us for any claims, losses or liabilities arising out of our gross negligence, willful misconduct or bad faith with respect to any services provided under the operational services and secondment agreement.

Effective January 1, 2016, and September 23, 2016, the operational services and secondment agreement was amended in connection with the acquisition of additional storage and transportation assets. Our general partner entered into an amendment to the operational services and secondment agreement with our parent which states our parent will second certain employees to our general partner to provide management, maintenance and operational functions with respect to the assets. The provided functions will be substantially similar to the management, maintenance and operational functions previously provided under the operational services and secondment agreement.

#### *Commercial Agreements*

In connection with the IPO, the partnership entered into various fee-based commercial agreements with Green Plains Trade, including:

- 10-year storage and throughput agreement;
- 6-year rail transportation services agreement; and
- 1-year fee-based trucking transportation agreement.

The partnership also assumed:

- 2.5-year terminal services agreement for our Birmingham, Alabama unit train terminal; and
- various other terminal services agreements for our other fuel terminal facilities, each with Green Plains Trade.

The storage and throughput agreement and terminal services agreements, including the terminal services agreement for the Birmingham facility, are supported by minimum volume commitments. The rail transportation services agreement is supported by minimum take-or-pay capacity commitments. All of the commercial agreements with Green Plains Trade include provisions that permit Green Plains Trade to suspend, reduce or terminate its obligations under the applicable commercial agreement if certain events occur, including a material breach of the applicable commercial agreement by the partnership, force majeure events that prevent the partnership or Green Plains Trade from performing the respective obligations under the applicable commercial agreement, and not being available to Green Plains Trade for any reason other than action or inaction by Green Plains Trade. If Green Plains Trade reduces its minimum commitment under the commercial agreements, Green Plains Trade is required to pay fees on the revised minimum commitments only.

Effective January 1, 2016, and September 23, 2016, the storage and throughput agreement was amended in connection with the acquisition of additional ethanol storage and transportation assets. Under the amended agreement, Green Plains Trade is now obligated to a throughput of 296.6 mmg per calendar quarter.

Effective November 30, 2016, the rail transportation services agreement was amended to extend the initial term of the agreement, effective July 1, 2015, from a six-year term to a ten-year term. All other terms and conditions remain the same as the initial agreement, as previously amended.

Effective January 1, 2017, the terminal services agreement for the Birmingham, Alabama unit train terminal was amended and restated. Green Plains Trade is now obligated to pay \$0.036 per gallon on all throughput volumes, subject to a minimum commitment of approximately 2.8 mmg per month of ethanol and other fuels, equivalent to 33.2 mmgy, as well as fees for ancillary services through December 31, 2019. Previously, the rate was \$0.0355 per gallon.

***Procedures for Review, Approval and Ratification of Related Person Transactions***

The board of directors of our general partner adopted a related party transactions policy in connection with the closing of the IPO that provides the board of directors of our general partner or its authorized committee will review on at least a quarterly basis all related person transactions that are required to be disclosed under SEC rules and, when appropriate, initially authorize or ratify all such transactions. In the event that the board of directors of our general partner or its authorized committee considers ratification of a related person transaction and determines not to so ratify, the code of business conduct and ethics will provide that our management will make all reasonable efforts to cancel or annul the transaction.

The related party transactions policy provides that, in determining whether or not to recommend the initial approval or ratification of a related person transaction, the board of directors of our general partner or its authorized committee should consider all of the relevant facts and circumstances available, including (if applicable) but not limited to: (1) whether there is an appropriate business justification for the transaction; (2) the benefits that accrue to us as a result of the transaction; (3) the terms available to unrelated third parties entering into similar transactions; (4) the impact of the transaction on a director’s independence (in the event the related person is a director, an immediate family member of a director or an entity in which a director or an immediate family member of a director is a partner, unitholder, member or executive officer); (5) the availability of other sources for comparable products or services; (6) whether it is a single transaction or a series of ongoing, related transactions; and (7) whether entering into the transaction would be consistent with the code of business conduct and ethics.

If a conflict or potential conflict of interest arises between our general partner or its affiliates, on the one hand, and us or our unitholders, on the other hand, the resolution of any such conflict or potential conflict should be addressed by the board of directors of our general partner in accordance with the provisions of our partnership agreement. At the discretion of the board in light of the circumstances, the resolution may be determined by the board in its entirety or by a conflicts committee meeting the definitional requirements for such a committee under our partnership agreement.

The information required by Item 407(a) of Regulation S-K is included in *Item 10 – Directors, Executive Officers and Corporate Governance* of this report.

**Item 14. Principal Accounting Fees and Services.**

For the years ended December 31, 2016 and 2015, KPMG LLP was our independent auditor. The following table sets forth aggregate fees billed to us for the years ended December 31, 2016 and 2015:

	<b>Year Ended December 31,</b>	
	<b>2016</b>	<b>2015</b>
Audit fees	\$ 441,760	\$ 397,868
Audit-related fees	18,135	-
All other fees	-	-
<b>Total</b>	<b>\$ 459,895</b>	<b>\$ 397,868</b>

Audit fees are fees billed by KPMG for services during 2016 and 2015 related to professional services rendered for the annual audit of our consolidated financial statements, quarterly reviews of our consolidated financial statements, reviews of other partnership filings with the SEC, and other fees that are normally provided by the independent auditor in connection with statutory and regulatory filings or engagements.

Audit-related fees are fees billed by KPMG for services during 2016 related to the filing of the partnership’s registration statement.



*Pre-Approval of Audit and Non-Audit Services*

We have adopted policies and procedures for pre-approval of all audit and non-audit services to be provided by our independent auditor. It is our policy that the audit committee pre-approve all audit, tax and other non-audit services. A proposal for audit or non-audit services must include a description and purpose of the services, estimated fees and other terms of the services. To the extent a proposal relates to non-audit services, a determination that such services qualify as permitted non-audit services and an explanation as to why the provision of such services would not impair the independence of the independent auditor are also required.

All services provided by KPMG during the years ended December 31, 2016 and 2015, were approved in advance by our audit committee. The audit committee has considered whether the provision of the services performed by our principal accountant is compatible with maintaining the principal accountant's independence.

## Part IV

### Item 15. Exhibits, Financial Statement Schedules.

(1) *Financial Statements.* The following consolidated financial statements and notes are filed as part of this report.

	Page
Report of Independent Registered Public Accounting Firm	F-1
Consolidated Balance Sheets as of December 31, 2016 and 2015	F-2
Consolidated Statements of Operations for the years-ended December 31, 2016, 2015 and 2014	F-3
Consolidated Statements of Partners' Capital for the years-ended December 31, 2016, 2015 and 2014	F-4
Consolidated Statements of Cash Flows for the years-ended December 31, 2016, 2015 and 2014	F-5
Notes to Consolidated Financial Statements	F-6

(2) *Financial Statement Schedules.* All schedules have been omitted because they are not applicable or the required information is included in the consolidated financial statements or notes.

(3) *Exhibits.* The following exhibits are incorporated by reference, filed or furnished as part of this report.

Exhibit No.	Description of Exhibit
2.1	Asset Purchase Agreement, dated January 1, 2016, by and among Green Plains Inc., Green Plains Hereford LLC, Green Plains Hopewell LLC, Green Plains Holdings LLC, Green Plains Partners LP, Green Plains Operating Company LLC, Green Plains Ethanol Storage LLC and Green Plains Logistics LLC (incorporated by reference to Exhibit 10.9 of our Current Report on Form 10-K, filed with the SEC on February 18, 2016).
2.2	Asset Purchase Agreement, dated September 23, 2016, by and among Green Plains, Inc., Green Plains Madison LLC, Green Plains Mount Vernon LLC, Green Plains York LLC, Green Plains Holdings LLC, Green Plains Partners LP, Green Plains Operating Company LLC, Green Plains Ethanol Storage LLC and Green Plains Logistics LLC (incorporated by reference to Exhibit 2.1 of our Form 8-K filed with the SEC on September 26, 2016).
3.1	Certificate of Limited Partnership of Green Plains Partners LP (incorporated by reference to Exhibit 3.1 of our Registration Statement on Form S-1 (File No. 333-204279) filed with the SEC on May 18, 2015).
3.2	First Amended and Restated Agreement of Limited Partnership of Green Plains Partners LP, dated as of July 1, 2015, between Green Plains Holdings LLC and Green Plains Inc. (incorporated by reference to Exhibit 3.1 of our Current Report on Form 8-K, filed with the SEC on July 1, 2015).
10.1(a)*	Green Plains Partners LP 2015 Long-Term Incentive Plan (incorporated by reference to Exhibit 3.1 of our Current Report on Form 8-K, filed with the SEC on July 1, 2015).
10.1(b)*	Form of Green Plains Partners LP Restricted Unit Agreement (incorporated by reference to Exhibit 10.1(b) of our Current Report on Form 10-Q filed with the SEC on August 12, 2015).
10.2	Contribution, Conveyance and Assumption Agreement, dated July 1, 2015, by and among Green Plains Inc., Green Plains Obion LLC, Green Plains Trucking LLC, Green Plains Holdings LLC, Green Plains Partners LP and Green Plains Operating Company LLC (incorporated by reference to Exhibit 10.1 of our Current Report on Form 8-K, filed with the SEC on July 6, 2015).
10.3(a)	Omnibus Agreement, dated July 1, 2015, by and among Green Plains Inc., Green Plains Holdings LLC, Green Plains Partners LP and Green Plains Operating Company LLC (incorporated by reference to Exhibit 10.2 of our Current Report on Form 8-K, filed with the SEC on July 6, 2015).
10.3(b)	First Amendment to the Omnibus Agreement, dated January 1, 2016, by and among Green Plains Inc., Green Plains Holdings LLC, Green Plains Partners LP and Green Plains Operating Company LLC (incorporated by reference to Exhibit 10.3(b) of our Current Report on Form 10-K, filed with the SEC on February 18, 2016).
10.3(c)	Second Amendment to the Omnibus Agreement, dated September 23, 2016, by and among Green Plains Inc., Green Plains Partners LP, Green Plains Holdings LLC and Green Plains Operating Company LLC (incorporated by reference to Exhibit 10.1 of our Current Report on Form 8-K filed with the SEC on September 26, 2016).

10.4(a)	Operational Services and Secondment Agreement, dated July 1, 2015, by and between Green Plains Inc. and Green Plains Holdings LLC (incorporated by reference to Exhibit 10.3 of our Current Report on Form 8-K, filed with the SEC on July 6, 2015).
10.4(b)	Amendment No. 1 to the Operational Services and Secondment Agreement, dated January 1, 2016, by and between Green Plains Inc. and Green Plains Holdings LLC (incorporated by reference to Exhibit 10.4(b) of our Current Report on Form 10-K, filed with the SEC on February 18, 2016).
10.4(c)	Amendment No. 2 to Operational Services and Secondment Agreement, dated September 23, 2016, between Green Plains Inc. and Green Plains Holdings LLC (incorporated by reference to Exhibit 10.2 of our Current Report on Form 8-K filed with the SEC on September 26, 2016).
10.5(a)	Rail Transportation Services Agreement, dated July 1, 2015, by and between Green Plains Logistics LLC and Green Plains Trade Group LLC (incorporated by reference to Exhibit 10.4 of our Current Report on Form 8-K, filed with the SEC on July 6, 2015).
10.5(b)	Amendment No. 1 to Rail Transportation Services Agreement, dated September 1, 2015, by and between Green Plains Logistics LLC and Green Plains Trade Group LLC (incorporated by reference to Exhibit 10.1 of our Current Report on Form 8-K filed with the SEC on May 12, 2016).
10.5(c)	Amendment No. 2 to Rail Transportation Services Agreement, dated November 30, 2016, by and between Green Plains Logistics LLC and Green Plains Trade Group LLC (incorporated by reference to Exhibit 10.1 of our Current Report on Form 8-K filed with the SEC on December 1, 2016).
10.6(a)	Ethanol Storage and Throughput Agreement, dated July 1, 2015, by and between Green Plains Ethanol Storage LLC and Green Plains Trade Group LLC (incorporated by reference to Exhibit 10.5 of our Current Report on Form 8-K, filed with the SEC on July 6, 2015).
10.6(b)	Amendment No. 1 to the Ethanol Storage and Throughput Agreement, dated January 1, 2016, by and between Green Plains Ethanol Storage LLC and Green Plains Trade Group LLC (incorporated by reference to Exhibit 10.6(b) of our Current Report on Form 10-K, filed with the SEC on February 18, 2016).
10.6(c)	Clarifying Amendment to Ethanol Storage and Throughput Agreement, dated January 4, 2016, by and between Green Plains Ethanol Storage LLC and Green Plains Trade Group LLC (incorporated by reference to Exhibit 10.2 of our Current Report on Form 10-Q filed with the SEC on August 3, 2016).
10.6(d)	Amendment No. 2 to Ethanol Storage and Throughput Agreement, dated September 23, 2016, by and between Green Plains Ethanol Storage LLC and Green Plains Trade Group LLC (incorporated by reference to Exhibit 10.3 of our Current Report on Form 8-K filed with the SEC on September 26, 2016).
10.7(a)	Credit Agreement, dated July 1, 2015, by and among Green Plains Operating Company LLC, as the Borrower, the subsidiaries of the Borrower identified therein, Bank of America, N.A., and the other lenders party thereto (incorporated by reference to Exhibit 10.6 of our Current Report on Form 8-K, filed with the SEC on July 6, 2015).
10.7(b)	First Amendment to Credit Agreement, dated September 16, 2016, by and among Green Plains Operating Company LLC, as the Borrower, the subsidiaries of the Borrower identified therein, Bank of America, N.A. and the other lenders party thereto (incorporated by reference to Exhibit 10.1 of our Current Report on Form 8-K filed with the SEC on September 16, 2016).
10.8*	Green Plains Holdings LLC Director Compensation Program (incorporated by reference to Exhibit 10.8 of our Current Report on Form 10-Q filed with the SEC on August 12, 2015).
21.1	Schedule of Subsidiaries
23.1	Consent of KPMG LLP
31.1	Certification of Chief Executive Officer pursuant to Rule 13a-14(a) and Section 302 of the Sarbanes-Oxley Act of 2002
31.2	Certification of Chief Financial Officer pursuant to Rule 13a-14(a) and Section 302 of the Sarbanes-Oxley Act of 2002
32.1	Certification of Chief Executive Officer pursuant to 18 U.S.C. Section 1350, as adopted pursuant to Section 906 of the Sarbanes-Oxley Act of 2002

32.2 Certification of Chief Financial Officer pursuant to 18 U.S.C. Section 1350, as adopted pursuant to Section 906 of the Sarbanes-Oxley Act of 2002

101 The following information from Green Plains Partners LP Annual Report on Form 10-K for the annual period ended December 31, 2016, formatted in Extensible Business Reporting Language (XBRL): (i) Consolidated Balance Sheets, (ii) Consolidated Statements of Operations, (iii) Consolidated Statements of Comprehensive Income, (iv) Consolidated Statements of Cash Flows, and (v) the Notes to Consolidated Financial Statements

\* Represents a management contract or compensatory plan or arrangement

## SIGNATURES

Pursuant to the requirements of Section 13 or 15(d) of the Securities Exchange Act of 1934, the registrant has duly caused this report to be signed on its behalf by the undersigned, thereunto duly authorized.

**GREEN PLAINS PARTNERS LP**  
(Registrant)

By: Green Plains Holdings LLC,  
its general partner

By: /s/ Todd A. Becker  
Todd A. Becker  
President and Chief Executive Officer  
(Principal Executive Officer)

Date: February 22, 2017

Pursuant to the requirements of the Securities Exchange Act of 1934, this report has been signed below by the following persons on behalf of the registrant and in the capacities and on the dates indicated.

<u>Signature</u>	<u>Title</u>	<u>Date</u>
<u>/s/ Todd A. Becker</u> Todd A. Becker	President and Chief Executive Officer, (Principal Executive Officer) Chairman and Director	February 22, 2017
<u>/s/ Jerry L. Peters</u> Jerry L. Peters	Chief Financial Officer (Principal Financial Officer) and Director	February 22, 2017
<u>/s/ Jeffrey S. Briggs</u> Jeffrey S. Briggs	Chief Operating Officer and Director	February 22, 2017
<u>/s/ George P. Simpkins</u> George P. Simpkins	Chief Development Officer and Director	February 22, 2017
<u>/s/ Clayton E. Killinger</u> Clayton E. Killinger	Director	February 22, 2017
<u>/s/ Brett C. Riley</u> Brett C. Riley	Director	February 22, 2017
<u>/s/ John D. Chandler</u> John D. Chandler	Director	February 22, 2017

## **Report of Independent Registered Public Accounting Firm**

The Board of Directors of  
Green Plains Holdings LLC, the general partner of Green Plains Partners LP  
and  
Unitholders of Green Plains Partners LP:

We have audited the accompanying consolidated balance sheets of Green Plains Partners LP and subsidiaries (the partnership) as of December 31, 2016 and 2015, and the related consolidated statements of operations, partners' capital, and cash flows for each of the years in the three-year period ended December 31, 2016. These consolidated financial statements are the responsibility of the partnership's management. Our responsibility is to express an opinion on these consolidated financial statements based on our audits.

We conducted our audits in accordance with generally accepted auditing standards as established by the Auditing Standards Board (United States) and in accordance with the auditing standards of the Public Company Accounting Oversight Board (United States). Those standards require that we plan and perform the audit to obtain reasonable assurance about whether the financial statements are free of material misstatement. The partnership is not required to have, nor were we engaged to perform, an audit of its internal control over financial reporting. Our audit included consideration of internal control over financial reporting as a basis for designing audit procedures that are appropriate in the circumstances, but not for the purpose of expressing an opinion on the effectiveness of the partnership's internal control over financial reporting. Accordingly, we express no such opinion. An audit also includes examining, on a test basis, evidence supporting the amounts and disclosures in the financial statements, assessing the accounting principles used and significant estimates made by management, as well as evaluating the overall financial statement presentation. We believe that our audits provide a reasonable basis for our opinion.

In our opinion, the consolidated financial statements referred to above present fairly, in all material respects, the financial position of Green Plains Partners LP and subsidiaries as of December 31, 2016 and 2015, and the results of their operations and their cash flows for the years then ended in conformity with U.S. generally accepted accounting principles.

As discussed in *Note 1* to the consolidated financial statements, the partnership recognized assets and liabilities transferred on January 1, 2016, and September 23, 2016, at the parent's historical cost basis. Such assets and liabilities and the associated expenses are reflected retroactively, if applicable.

/s/ KPMG LLP  
Omaha, Nebraska  
February 22, 2017

**GREEN PLAINS PARTNERS LP**  
**CONSOLIDATED BALANCE SHEETS**  
(in thousands, except unit amounts)

	December 31,	
	2016	2015*
<b>ASSETS</b>		
Current assets		
Cash and cash equivalents	\$ 622	\$ 16,385
Accounts receivable	1,513	566
Accounts receivable from affiliates	18,777	14,347
Amortizable lease costs	243	1,710
Prepaid expenses and other	1,120	911
Total current assets	22,275	33,919
Property and equipment, net	51,022	41,862
Goodwill	10,598	10,598
Note receivable	8,100	8,100
Other assets	1,781	1,298
Total assets	\$ 93,776	\$ 95,777
<b>LIABILITIES AND PARTNERS' CAPITAL</b>		
Current liabilities		
Accounts payable	\$ 4,280	\$ 4,590
Accounts payable to affiliates	1,921	1,538
Accrued and other liabilities	10,201	6,230
Asset retirement obligations	199	638
Unearned revenue	702	607
Total current liabilities	17,303	13,603
Long-term debt	136,927	7,879
Deferred lease liability	739	349
Asset retirement obligations	2,877	1,808
Other liabilities	96	328
Total liabilities	157,942	23,967
Commitments and contingencies (Note 14)		
Partners' capital		
Net investment - sponsor	-	6,299
Common unitholders - public (December 31, 2016 - 11,521,016 units issued and outstanding; December 31, 2015 - 11,510,089 units issued and outstanding)	115,139	161,079
Common unitholders - Green Plains (4,389,642 units issued and outstanding)	(38,653)	(21,088)
Subordinated unitholders - Green Plains (15,889,642 units issued and outstanding)	(139,913)	(76,334)
General partner interests	(739)	1,854
Total partners' capital	(64,166)	71,810
Total liabilities and partners' capital	\$ 93,776	\$ 95,777

\*Recast to include historical balances of net assets acquired in a transfer between entities under common control. See Notes 1 and 4 in the accompanying notes to consolidated financial statements for further discussion.

See accompanying notes to the consolidated financial statements.

**GREEN PLAINS PARTNERS LP**  
**CONSOLIDATED STATEMENTS OF OPERATIONS**  
(in thousands, except per unit amounts)

	Year Ended December 31,		
	2016	2015*	2014
<b>Revenues</b>			
Affiliate	\$ 95,470	\$ 42,549	\$ 4,359
Non-affiliate	8,302	8,388	8,484
Total revenues	<u>103,772</u>	<u>50,937</u>	<u>12,843</u>
<b>Operating expenses</b>			
Operations and maintenance	34,211	29,601	26,424
General and administrative	4,423	3,114	1,403
Depreciation and amortization	5,647	5,828	5,544
Total operating expenses	<u>44,281</u>	<u>38,543</u>	<u>33,371</u>
Operating income (loss)	<u>59,491</u>	<u>12,394</u>	<u>(20,528)</u>
<b>Other income (expense)</b>			
Interest income	83	86	75
Interest expense	(2,545)	(381)	(138)
Total other expense	<u>(2,462)</u>	<u>(295)</u>	<u>(63)</u>
Income (loss) before income tax benefit	57,029	12,099	(20,591)
Income tax (expense) benefit	(224)	4,009	7,758
Net income (loss)	56,805	16,108	(12,833)
Net loss attributable to MLP predecessor	-	(6,628)	(12,833)
Net loss attributable to sponsor	-	(273)	-
Net income attributable to the partnership	<u>\$ 56,805</u>	<u>\$ 23,009</u>	<u>\$ -</u>
<b>Net income attributable to partners' ownership interests:</b>			
General partner	\$ 1,136	\$ 460	
Limited partners - common unitholders	27,848	11,278	
Limited partners - subordinated unitholders	27,821	11,271	
<b>Earnings per limited partner unit (basic and diluted):</b>			
Common units	\$ 1.75	\$ 0.71	
Subordinated units	<u>\$ 1.75</u>	<u>\$ 0.71</u>	
<b>Weighted average limited partner units outstanding (basic and diluted):</b>			
Common units	<u>15,904</u>	<u>15,897</u>	
Subordinated units	<u>15,890</u>	<u>15,890</u>	

\*Recast to include historical results of operations related to net assets acquired in a transfer between entities under common control. See Notes 1 and 4 in the accompanying notes to consolidated financial statements for further discussion.

See accompanying notes to the consolidated financial statements.



**GREEN PLAINS PARTNERS LP**  
**CONSOLIDATED STATEMENTS OF PARTNERS' CAPITAL**  
(in thousands)

	Partners' Capital							Total
	Membership	Limited Partners					General Partner	
		Sponsor Equity in Contributed Assets	Common Units- Public	Common Units- Green Plains	Subordinated Units- Green Plains	Interests		
Balance, December 31, 2013	\$ 59,251	\$ -	\$ -	\$ -	\$ -	\$ -	\$ 59,251	
Net income (loss)	(12,833)	-	-	-	-	-	(12,833)	
Member contributions, net	20,889	-	-	-	-	-	20,889	
Balance, December 31, 2014	67,307	-	-	-	-	-	67,307	
Net loss attributable to MLP predecessor	(6,628)	-	-	-	-	-	(6,628)	
Member contributions, net	7,890	-	-	-	-	-	7,890	
Allocation of MLP predecessor net investment to partners' capital	(68,569)	-	-	14,382	52,062	2,125	-	
Elimination of MLP predecessor income taxes	-	-	-	(3,212)	(11,627)	(475)	(15,314)	
Proceeds from IPO, net of discounts, structuring fees, and other IPO expenses	-	-	157,452	-	-	-	157,452	
Cash distribution to Green Plains related to IPO	-	-	-	(33,616)	(121,684)	-	(155,300)	
Quarterly cash distribution to unitholders	-	-	(4,604)	(1,756)	(6,356)	(259)	(12,975)	
Acquisition of assets from sponsor in transfer between entities under common control	-	6,342	-	-	-	-	6,342	
Contributions from sponsor	-	230	-	-	-	-	230	
Net loss attributable to sponsor	-	(273)	-	-	-	-	(273)	
Net income attributable to partnership	-	-	8,164	3,114	11,271	460	23,009	
Unit-based compensation, including general partner contribution	-	-	67	-	-	3	70	
Balance, December 31, 2015*	-	6,299	161,079	(21,088)	(76,334)	1,854	71,810	
Quarterly cash distribution to unitholders	-	-	(18,855)	(7,187)	(26,020)	(1,063)	(53,125)	
Acquisition of Hereford and Hopewell assets	-	(6,299)	(19,877)	(7,581)	(27,436)	(1,119)	(62,312)	
Acquisition of Abengoa assets	-	-	(27,513)	(10,483)	(37,944)	(1,550)	(77,490)	
Net income	-	-	20,162	7,686	27,821	1,136	56,805	
Unit-based compensation, including general partner net contributions	-	-	143	-	-	3	146	
Balance, December 31, 2016	\$ -	\$ -	\$ 115,139	\$ (38,653)	\$ (139,913)	\$ (739)	\$ (64,166)	

\*Recast to include historical equity effects related to balances of net assets acquired in a transfer between entities under common control. See Notes 1 and 4 in the accompanying notes to consolidated financial statements for further discussion.

See accompanying notes to the consolidated financial statements.

**GREEN PLAINS PARTNERS LP**  
**CONSOLIDATED STATEMENTS OF CASH FLOWS**  
(in thousands)

	Year Ended December 31,		
	2016	2015*	2014
<b>Cash flows from operating activities</b>			
Net income (loss)	\$ 56,805	\$ 16,108	\$ (12,833)
Adjustments to reconcile net income (loss) to net cash provided (used) by operating activities:			
Depreciation	5,427	5,708	5,426
Accretion of asset retirement obligations	236	201	173
Amortization of asset retirement obligations	220	120	118
Amortization of debt issuance costs	299	134	46
Increase (decrease) in deferred lease liability	390	20	66
Deferred income taxes	(2)	(4,076)	(7,360)
Other	143	67	(20)
Changes in operating assets and liabilities:			
Accounts receivable	(947)	(82)	465
Accounts receivable from affiliates	(4,430)	(13,283)	(1,024)
Prepaid expenses and other assets	(44)	(404)	30
Accounts payable and accrued liabilities	3,703	10,352	(318)
Accounts payable to affiliates	383	960	(811)
Other	12	(92)	(299)
Net cash provided (used) by operating activities	<u>62,195</u>	<u>15,733</u>	<u>(16,341)</u>
<b>Cash flows from investing activities</b>			
Purchases of property and equipment	(537)	(1,497)	(547)
Acquisition of assets from sponsor	(62,312)	-	-
Acquisition of assets	(90,000)	-	-
Proceeds on disposal of assets, net	-	19	-
Net cash used by investing activities	<u>(152,849)</u>	<u>(1,478)</u>	<u>(547)</u>
<b>Cash flows from financing activities</b>			
Proceeds from initial public offering, net	-	157,452	-
Payments of distributions	(53,125)	(168,275)	-
Proceeds from revolving credit facility	218,000	-	-
Payments on revolving credit facility	(89,000)	-	-
Payments of loan fees	(987)	(875)	-
Member contributions, net	-	8,123	20,889
Other	3	-	-
Net cash provided (used) by financing activities	<u>74,891</u>	<u>(3,575)</u>	<u>20,889</u>
Net change in cash and cash equivalents	(15,763)	10,680	4,001
Cash and cash equivalents, beginning of period	16,385	5,705	1,704
Cash and cash equivalents, end of period	<u>\$ 622</u>	<u>\$ 16,385</u>	<u>\$ 5,705</u>
<b>Supplemental disclosures of cash flow</b>			
Cash paid for income taxes	\$ 248	\$ 1,006	\$ 1,387
Cash paid for interest	<u>\$ 2,189</u>	<u>\$ 173</u>	<u>\$ 100</u>

\*Recast to include historical cash flow activity related to net assets acquired in a transfer between entities under common control. See Notes 1 and 4 in the accompanying notes to consolidated financial statements for further discussion.

See accompanying notes to the consolidated financial statements.

## GREEN PLAINS PARTNERS LP

### NOTES TO CONSOLIDATED FINANCIAL STATEMENTS

#### 1. BASIS OF PRESENTATION AND DESCRIPTION OF BUSINESS

##### *References to the Partnership and MLP Predecessor*

References to “the partnership” in the consolidated financial statements and notes to the consolidated financial statements refer to Green Plains Partners LP and its subsidiaries. References to the “MLP predecessor” refer to BlendStar LLC and its subsidiaries, the partnership’s predecessor for accounting purposes, and the assets, liabilities and results of operations of certain ethanol storage and railcar assets contributed by Green Plains Inc. in connection with the IPO on July 1, 2015. References to “the sponsor” in transactions subsequent to the IPO refers to Green Plains Inc.

On July 1, 2015, Green Plains Partners closed its IPO of common units representing limited partner interests of the partnership. Green Plains Holdings LLC, a wholly owned subsidiary of Green Plains Inc., serves as the general partner of the partnership. References to (i) “the general partner” and “Green Plains Holdings” refer to Green Plains Holdings LLC; (ii) “the parent” and “Green Plains” refer to Green Plains Inc.; and (iii) “Green Plains Trade” refers to Green Plains Trade Group LLC, a wholly owned subsidiary of Green Plains.

##### *Consolidated Financial Statements*

The consolidated financial statements, prepared in accordance with GAAP, include the accounts of the Green Plains Partners LP and its subsidiaries. All significant intercompany balances and transactions are eliminated on a consolidated basis for reporting purposes.

In accordance with GAAP, when transferring assets between entities under common control, the entity receiving the net assets initially recognizes the carrying amounts of the assets and liabilities at the date of transfer and the prior period financial statements of the transferee are recast for all periods the transferred operations were part of the parent’s consolidated financial statements. On July 1, 2015, in addition to the interests of BlendStar, the partnership received the ethanol storage and railcar assets in a transfer between entities under common control. The transferred assets and liabilities are recognized at our parent’s historical cost and reflected retroactively in the consolidated financial statements presented in this report. Expenses related to the ethanol storage and railcar assets, such as depreciation, amortization and railcar lease expenses, are also reflected retroactively in the consolidated financial statements. There were no revenues related to the operation of the contributed ethanol storage and railcar assets for periods prior to July 1, 2015, when the related commercial agreements with Green Plains Trade became effective.

On January 1, 2016, the partnership acquired the ethanol storage and leased railcar assets of the Hereford, Texas and Hopewell, Virginia ethanol production facilities from its sponsor in a transfer between entities under common control. The assets were recognized at historical cost and reflected retroactively along with related expenses for periods prior to the effective date of the acquisition, subsequent to the initial dates the assets were acquired by the sponsor, on October 23, 2015, and November 12, 2015, for Hopewell and Hereford, respectively. There were no revenues related to these assets for periods before January 1, 2016, when amendments to the commercial agreements related to the drop down became effective.

On September 23, 2016, the partnership acquired the ethanol storage assets located in Madison, Illinois; Mount Vernon, Indiana and York, Nebraska for \$90 million related to three ethanol plants, which occurred concurrently with the acquisition of these facilities by Green Plains from subsidiaries of Abengoa S.A. The transaction was accounted for as a transfer between entities under common control and the assets were recognized at the preliminary value recorded in Green Plains’ purchase accounting. No retroactive adjustments were required.

##### *Reclassifications*

Certain amounts were reclassified to conform to a revised current year presentation. These reclassifications did not affect total revenues, operating expenses, net income or partners’ capital.

##### *Use of Estimates in the Preparation of Consolidated Financial Statements*

Preparation of the consolidated financial statements in accordance with GAAP requires management to make estimates and assumptions that affect the reported assets and liabilities and disclosure of contingent assets and liabilities at the date of the consolidated financial statements and revenues and expenses during the reporting period. The partnership bases its

estimates on historical experience and assumptions it believes are proper and reasonable under the circumstances. The partnership regularly evaluates the appropriateness of these estimates and assumptions. Actual results could differ from those estimates. Key accounting policies, including, but not limited to, those related to depreciation of property and equipment, asset retirement obligations, and impairment of long-lived assets and goodwill are impacted significantly by judgments, assumptions and estimates used to prepare the consolidated financial statements.

### *Description of Business*

The partnership provides fuel storage and transportation services by owning, operating, developing and acquiring ethanol and fuel storage tanks, terminals, transportation assets and other related assets and businesses. The partnership is its parent's primary downstream logistics provider to support the parent's approximately 1.5 bgy ethanol marketing and distribution business since the partnership's assets are the principal method of storing and delivering the ethanol the parent produces. The ethanol produced by the parent is fuel grade, made principally from starch extracted from corn, and is primarily used for blending with gasoline. Ethanol currently comprises approximately 10% of the U.S. gasoline market and is an economical source of octane and oxygenates for blending into the fuel supply. The partnership does not take ownership of, or receive any payments based on the value of the ethanol or other fuels it handles; as a result, the partnership does not have any direct exposure to fluctuations in commodity prices.

## **2. SUMMARY OF SIGNIFICANT ACCOUNTING POLICIES**

### *Cash and Cash Equivalents*

The Company considers short-term highly liquid investments with original maturities of three months or less to be cash equivalents. Cash and cash equivalents include bank deposits.

### *Revenue Recognition*

The partnership recognizes revenues when all of the following criteria are satisfied: persuasive evidence an arrangement exists; services have been rendered; the price is fixed and determinable; and collectability is reasonably assured.

The partnership derives revenues when product is delivered to the customer from its ethanol storage tanks and fuel terminals, and transportation services are performed. The partnership generates a substantial portion of its revenues under fee-based commercial agreements with Green Plains Trade.

The partnership's storage and throughput agreement and certain terminal services agreements with Green Plains Trade are supported by minimum volume commitments. The partnership's rail transportation services agreement is supported by minimum take-or-pay capacity commitments. Green Plains Trade is required to pay the partnership fees for these minimum commitments regardless of the actual volume, throughput or capacity used for storage or transport. Payment related to volume that was not actually throughput by Green Plains Trade is applied as a credit toward volume in excess of the minimum volume commitment during any of the next four quarters, after which time unused credits expire. The partnership records a liability for deferred revenue in the amount of the credit that may be used in future periods and for charges to customers before the product is delivered. The partnership recognizes revenue and relieves the liability when credits are utilized or expire and when risk of loss is transferred with product delivery to the customer. As a result, a portion of the partnership's revenues may be associated with cash collected during an earlier period that did not generate cash during the current period.

### *Concentrations of Credit Risk*

In the normal course of business, the partnership is exposed to credit risk resulting from the possibility a loss may occur due to failure of another party to perform according to the terms of their contract. The partnership provides fuel storage and transportation services for various parties with a significant portion of its revenues earned from Green Plains Trade. The partnership continually monitors its credit risk exposure and concentrations.

### *Trade Accounts Receivable*

Trade accounts receivable are recorded at the invoiced amount. The partnership assesses the need for an allowance for doubtful accounts for estimated losses inherent in its accounts receivable portfolio. In assessing the required allowance, the partnership considers historical losses adjusted to take into account current market conditions and its customers' financial condition, the amount of receivables in dispute, current receivables' aging and current payment patterns. The partnership does not have any off-balance-sheet credit exposure related to its customers.

### *Property and Equipment*

Property and equipment are stated at cost less accumulated depreciation. Depreciation of these assets is generally computed using the straight-line method over the following estimated useful lives of the assets:

	<b>Years</b>
Buildings and improvements	10-40
Tanks and terminal equipment	15-40
Rail and rail equipment	10-22
Other machinery and equipment	5-7
Computers and software	3-5
Office furniture and equipment	5-7

Property and equipment is capitalized at cost. Land improvements are capitalized and depreciated. Expenditures for property betterments and renewals are capitalized. Costs of repairs and maintenance are charged to expense as incurred. The partnership periodically evaluates whether events and circumstances have occurred that may warrant revision of the estimated useful life of its fixed assets.

### *Asset Retirement Obligations*

The partnership records an ARO for the fair value of the estimated costs to retire a tangible long-lived asset in the period in which it is incurred if it can be reasonably estimated, which is subsequently adjusted for accretion expense. The corresponding asset retirement costs are capitalized as a long-lived asset and depreciated on a straight-line basis over the asset's remaining useful life. The expected present value technique used to calculate the fair value of the AROs includes assumptions about costs, settlement dates, interest accretion and inflation. Changes in assumptions, including the amount or timing of estimated cash flows, could result in increases or decreases to the AROs. The partnership's AROs are based on legal obligations to perform remedial activity when certain machinery and equipment are disposed and operating leases expire.

### *Impairment of Long-Lived Assets*

The partnership reviews its long-lived assets, currently consisting of property and equipment, for impairment when events or changes in circumstances indicate that the carrying amount of a long-lived asset may not be recoverable. Recoverability of assets to be held and used is measured by comparison of the carrying amount of an asset to estimated undiscounted future cash flows expected to be generated by the asset. If the carrying amount of an asset exceeds its estimated future cash flows, an impairment charge is recognized in the amount by which the carrying amount of the asset exceeds the fair value of the asset. Significant management judgment is required in determining the fair value of long-lived assets to measure impairment, including projections of future discounted cash flows. No impairment charges were recorded for the periods reported.

### *Goodwill*

Goodwill is an asset representing the future economic benefits arising from other assets acquired in a business combination that are not individually identified and separately recognized. The determination of goodwill takes into consideration the fair value of net tangible and intangible assets. The partnership's goodwill currently is comprised of amounts recognized by the MLP predecessor related to terminal services assets.

Goodwill is reviewed for impairment at least annually. The qualitative factors of goodwill are assessed to determine whether it is more likely than not that the fair value of a reporting unit is less than its carrying amount as a basis for determining whether it is necessary to perform the two-step goodwill impairment test. Under the first step, the fair value of the reporting unit is compared with its carrying value (including goodwill). If the fair value of the reporting unit is less than its carrying value, an indication of goodwill impairment exists for the reporting unit and the entity must perform step two of the impairment test. Under the second step, an impairment loss is recognized for any excess of the carrying amount of the reporting unit's goodwill over the implied fair value of that goodwill. The implied fair value of goodwill is determined by allocating the fair value of the reporting unit in a manner similar to a purchase price allocation and the residual fair value after this allocation is the implied fair value of the reporting unit goodwill. Fair value of the reporting unit is determined using a discounted cash flow analysis. If the fair value of the reporting unit exceeds its carrying value, no further analysis is necessary. The partnership performs its annual impairment review of goodwill at October 1, and when a triggering event

occurs between annual impairment tests. No impairment losses were recorded for the periods reported.

### *Segment Reporting*

The partnership accounts for segment reporting in accordance with ASC 280, *Segment Reporting*, which establishes standards for entities reporting information about the operating segments and geographic areas in which they operate. Management evaluated how its chief operating decision maker has organized the partnership for purposes of making operating decisions and assessing performance, and concluded it has one reportable segment.

### *Income Taxes*

The partnership is a limited partnership, which is not subject to federal income taxes. The partnership owns a subsidiary, however, that is taxed as a corporation for federal and state income tax purposes. In addition, the partnership is subject to state income taxes in certain states. As a result, the financial statements reflect a provision or benefit for such income taxes. The general partner and the unitholders are responsible for paying federal and state income taxes on their share of the partnership's taxable income.

The partnership recognizes uncertainties in income taxes within the financial statements under a process by which the likelihood of a tax position is gauged based upon the technical merits of the position. Then, a subsequent measurement uses the maximum benefit and degree of likelihood to determine the amount of benefit recognized in the financial statements.

The MLP predecessor was a single member limited liability company, treated as a non-taxable disregarded entity in Green Plains' federal and state income tax returns. For periods prior to the IPO, the consolidated financial statements reflect income taxes as if the MLP predecessor had filed separate federal and state tax returns.

### *Financing Costs*

Fees and costs related to securing debt financing are recorded as financing costs. Debt issuance costs are stated at cost and are amortized utilizing the effective interest method for term loans and on a straight-line basis for revolving credit arrangements over the life of the agreements. However, during periods of construction, amortization of such costs is capitalized in construction-in-progress.

### *General and Administrative Expenses*

General and administrative expenses are primarily general and administrative expenses for employee salaries, incentives and benefits; office expenses; director compensation; and professional fees for accounting, legal, consulting, and investor relations activities.

### *Unit-Based Compensation*

The partnership recognizes compensation cost using a fair value based method whereby compensation cost is measured at the grant date based on the value of the award and is recognized over the service period, which is usually the vesting period. Units issued for compensation are valued using the market price of the stock on the date of the related agreement.

### *Earnings Per Unit*

The partnership has identified common and subordinated units as participating securities and computes earnings per limited partner unit using the two-class method. Earnings per limited partner unit is computed by dividing limited partners' interest in net income, after deducting any incentive distributions, by the weighted-average number of common and subordinated units outstanding during the period, adjusted for the dilutive effect of any outstanding dilutive securities.

### *Recent Accounting Pronouncements*

Effective January 1, 2016, the partnership adopted the amended guidance in ASC 835-30, *Interest - Imputation of Interest: Simplifying the Presentation of Debt Issuance Costs*, which requires debt issuance costs related to a recognized debt liability to be presented in the balance sheet as a direct deduction from the carrying amount of that debt liability, consistent with debt discounts. The amended guidance has been applied on a retrospective basis and the balance sheet of each individual period presented has been adjusted to reflect the period-specific effects of the new guidance.

Effective January 1, 2016, the partnership adopted the amended guidance in ASC 260, *Effects on Historical Earnings per Unit of Master Limited Partnership Dropdown Transactions*, which specifies how to calculate historical earnings or losses per unit under the two-class method of a transferred business before the date of a dropdown transaction that should be allocated entirely to the sponsor.

Effective January 1, 2018, the partnership will adopt the amended guidance in ASC 606, *Revenue from Contracts with Customers*, which requires revenue recognition to reflect the transfer of promised goods or services to customers. The updated standard permits either the retrospective or cumulative effect transition method. Early application beginning January 1, 2017, is permitted. The partnership does not expect the adoption of this guidance to have a material impact on its consolidated financial statements.

Effective January 1, 2019, the partnership will adopt the amended guidance in ASC 842, *Leases*, which aims to make leasing activities more transparent and comparable and requires substantially all leases to be recognized by lessees on their balance sheet as a right-of-use asset and corresponding lease liability, including leases currently accounted for as operating leases. Early application is permitted. The partnership is currently evaluating the impact adoption of the amended guidance will have on the consolidated financial statements and related disclosures.

### **3. INITIAL PUBLIC OFFERING**

On June 26, 2015, the common units of the partnership began trading under the symbol “GPP” on Nasdaq. On July 1, 2015, the partnership closed the IPO of 11,500,000 common units to the public at a price of \$15.00 per common unit.

In connection with the IPO, the partnership issued (i) 4,389,642 common units and 15,889,642 subordinated units to Green Plains and its affiliates, representing a 62.5% limited partner interest in the partnership; (ii) a 2.0% general partner interest in the partnership and all of its incentive distribution rights to the general partner; and (iii) 11,500,000 common units to the public, representing a 35.5% limited partner interest in the partnership. Green Plains contributed the interests of BlendStar, its ethanol storage facilities and transportation assets, including its leased railcar fleet, to the partnership, and, through its wholly owned subsidiary, controls all of the business and affairs of the partnership.

The partnership received net proceeds of \$157.5 million from the sale of 11,500,000 common units, after deducting underwriting discounts of \$10.3 million, structuring fees of \$0.9 million and other IPO expenses of approximately \$3.8 million. The partnership used the net proceeds to make a cash distribution of \$155.3 million to Green Plains, in part, as reimbursement for capital expenditures incurred and to pay \$0.9 million in origination fees under its new revolving credit facility. The remaining \$1.3 million was retained for general partnership purposes.

The following descriptions relate to agreements entered into in connection with the IPO on July 1, 2015. For the agreements in their entirety, any subsequent amendments and additional information, please refer to *Item 15 – Exhibits, Financial Statement Schedules* and *Note 16 – Related Party Transactions* to the consolidated financial statements in this report.

#### Omnibus Agreement

In connection with the IPO, the partnership entered into an omnibus agreement with Green Plains and its affiliates which addresses:

- the partnership’s obligation to reimburse Green Plains for direct or allocated costs and expenses incurred by Green Plains for general and administrative services (in addition to expenses incurred by the general partner and its affiliates that are reimbursed under the First Amended and Restated Agreement of Limited Partnership of Green Plains Partners LP, or the partnership agreement);
- the prohibition of Green Plains and its subsidiaries from owning, operating or investing in any business that owns or operates fuel terminals or fuel transportation assets in the United States, subject to exceptions;
- the partnership’s right of first offer to acquire assets if Green Plains decides to sell them for up to five years from the consummation of the IPO;
- a nontransferable, nonexclusive, royalty-free license to use the Green Plains trademark and name;
- the allocation of taxes among the parent, partnership and its affiliates and the parent’s preparation and filing of tax returns; and
- an indemnity by Green Plains for environmental and other liabilities, the partnership’s obligation to indemnify

Green Plains and its subsidiaries for events and conditions associated with the operation of partnership assets that occur after the closing of the IPO, and for environmental liabilities related to partnership assets to the extent Green Plains is not required to indemnify the partnership.

If Green Plains or its affiliates cease to control the general partner, then either Green Plains or the partnership may terminate the omnibus agreement, provided that (i) the indemnification obligations of the parties survive according to their respective terms; and (ii) Green Plains' obligation to reimburse the partnership for operational failures survives according to its terms.

#### Contribution, Conveyance and Assumption Agreement

On July 1, 2015, in connection with the IPO, the partnership entered into a contribution, conveyance and assumption agreement with its general partner, Green Plains, Green Plains Operating Company, Green Plains Obion and Green Plains Trucking, and the following transactions, among others, occurred concurrently with the closing of the IPO:

- Green Plains conveyed its 2.25% limited liability interest in Green Plains Operating Company to the general partner, which the general partner then conveyed to the partnership in exchange for the general partner interest and all of the limited partner interests in the partnership classified as incentive distribution rights under the partnership agreement;
- Green Plains conveyed its remaining 97.75% limited liability interest in Green Plains Operating Company to the partnership in exchange for 3,629,982 common units and 13,139,822 subordinated units;
- Green Plains Obion conveyed its 10.32% limited liability interest in Green Plains Ethanol Storage to the partnership in exchange for 649,705 common units and 2,351,806 subordinated units; and
- Green Plains Trucking conveyed its 100% interest in Green Plains Trucking II to the partnership in exchange for 109,955 common units and 398,014 subordinated units.

Subsequent to the IPO, Green Plains Trucking conveyed its interest in the partnership to Green Plains.

#### Operating Services and Secondment Agreement

In connection with the IPO, the general partner entered into an operational services and secondment agreement with Green Plains. Under the terms of the agreement, Green Plains seconded employees to the general partner to provide management, maintenance and operational functions for the partnership, including regulatory matters, health, environment, safety and security programs, operational services, emergency response, employees training, finance and administration, human resources, business operations and planning. The seconded personnel are under the direct management and supervision of the general partner.

The general partner reimburses the parent for the cost of the seconded employees, including wages and benefits. If a seconded employee does not devote 100% of his or her time providing services to the general partner, the general partner reimburses the parent for a prorated portion of the employee's overall wages and benefits based on the percentage of time the employee spent working for the general partner. The parent bills the general partner monthly in arrears for services provided during the prior month. Payment is due within 10 days of the general partner's receipt of the invoice.

#### Revolving Credit Facility

In connection with the IPO, Green Plains Operating Company, entered into an agreement for a five-year, \$100.0 million revolving credit facility, as the borrower, with various lenders to fund working capital, acquisitions, distributions, capital expenditures and other general partnership purposes. The revolving credit facility contains customary representations and warranties, affirmative covenants, negative covenants and events of default. The negative covenants include restrictions on the partnership's ability to incur additional debt, acquire and sell assets, create liens, invest capital, pay distributions and materially amend the partnership's commercial agreements with Green Plains Trade. See *Note 8 – Debt* to the consolidated financial statements for further details regarding the revolving credit facility.

#### Commercial Agreements

In connection with the IPO, the partnership entered into various fee-based commercial agreements with Green Plains Trade, including:

- 10-year storage and throughput agreement;
- 6-year rail transportation services agreement; and



- 1-year trucking transportation agreement.

The partnership also assumed:

- 2.5-year terminal services agreement for the Birmingham, Alabama unit train terminal; and
- various other terminal services agreements for other fuel terminal facilities, each with Green Plains Trade.

The storage and throughput agreement and terminal services agreements are supported by minimum volume commitments. The rail transportation services agreement is supported by minimum take-or-pay capacity commitments. All of the commercial agreements with Green Plains Trade include provisions that permit Green Plains Trade to suspend, reduce or terminate its obligations under the applicable commercial agreement if certain events occur, including a material breach of the applicable commercial agreement by the partnership, force majeure events that prevent the partnership or Green Plains Trade from performing the respective obligations under the applicable commercial agreement, and not being available to Green Plains Trade for any reason other than action or inaction by Green Plains Trade. If Green Plains Trade reduces its minimum commitment under the commercial agreements, Green Plains Trade is required to pay fees on the revised minimum commitments only.

#### 4. ACQUISITIONS

##### *Abengoa Acquisition*

Effective September 23, 2016, the partnership acquired the ethanol storage assets located in Madison, Illinois; Mount Vernon, Indiana, and York, Nebraska, for \$90.0 million related to three ethanol plants, which occurred concurrently with the acquisition of these facilities by Green Plains from subsidiaries of Abengoa S.A. The partnership used its amended revolving credit facility to fund the purchase.

This transaction was accounted for as a transfer between entities under common control and approved by the conflicts committee; therefore, the net assets were transferred at the preliminary value recorded in Green Plains' purchase accounting of \$12.5 million.

The following is a summary of assets acquired and liabilities assumed (in thousands):

Purchase price, September 23, 2016	\$	90,000
Identifiable assets acquired:		
Property and equipment, net		12,510
Partners' capital effect, September 23, 2016	\$	77,490

In conjunction with the acquisition, the partnership and Green Plains amended the 1) omnibus agreement, 2) operational services agreement, and 3) ethanol storage and throughput agreement. Please refer to *Note 16 – Related Party Transactions* to the consolidated financial statements for additional information.

##### *Hereford and Hopewell Acquisition*

Effective January 1, 2016, the partnership acquired the ethanol storage and leased railcar assets located in Hereford, Texas and Hopewell, Virginia from Green Plains for \$62.3 million. The transaction was financed through the use of the revolving credit facility and cash on hand.

This transaction was considered a transfer between entities under common control and approved by the conflicts committee; therefore, the net assets were transferred at their historical cost of \$6.3 million as of the original date of acquisition by the sponsor in the fourth quarter of 2015. The consolidated financial statements have been recast to reflect the results of operations, financial position and cash flows of this transaction as if the net assets were owned by the partnership since the sponsor purchased the two ethanol production facilities in the fourth quarter of 2015.

The following is a summary of assets acquired and liabilities assumed (in thousands):

Purchase price, January 1, 2016	\$ 62,312
Identifiable assets acquired and liabilities assumed:	
Property and equipment, net	6,447
Asset retirement obligations	(148)
Total identifiable net assets	6,299
Partners' capital effect, January 1, 2016	\$ 56,013

The following is a summary of the results of operations of the acquired assets for the period of common control, or since October 23, 2015, and November 12, 2015, for Hopewell and Hereford, respectively, during the year ended December 31, 2015 (in thousands):

	<b>Year Ended December 31, 2015</b>
Operations and maintenance	\$ 232
Depreciation and amortization	41
Total operating expenses	273
Net loss attributable to sponsor	\$ (273)

At the time of acquisition, the Hopewell facility was not operational; however, upon completion of certain maintenance and enhancement projects, operations began at the plant in early February 2016. In conjunction with the transfer of assets under common control, the partnership amended the 1) omnibus agreement, 2) operational services agreement, and 3) ethanol storage and throughput agreement; the rail transportation services agreement was also adjusted. Please refer to *Note 16 – Related Party Transactions* to the consolidated financial statements for additional information.

## 5. FAIR VALUE DISCLOSURES

The following methods, assumptions and valuation techniques were used to estimate the fair value of the partnership's financial instruments:

Level 1 – unadjusted quoted prices in active markets for identical assets or liabilities the partnership can access at the measurement date.

Level 2 – directly or indirectly observable inputs such, as quoted prices for similar assets or liabilities in active markets other than quoted prices included within Level 1, quoted prices for identical or similar assets in markets that are not active, and other inputs that are observable or can be substantially corroborated by observable market data through correlation or other means.

Level 3 – unobservable inputs that are supported by little or no market activity and comprise a significant component of the fair value of the assets or liabilities. The partnership currently does not have any recurring Level 3 financial instruments.

The carrying amounts of financial assets and liabilities with maturities of less than one year, including cash and cash equivalents, accounts receivable and accounts payable, approximate fair value due to the short period to maturity.

The partnership uses market interest rates to measure the fair value of its long-term debt and adjusts those rates for all necessary risks, including its own credit risk. At December 31, 2016 and 2015, the carrying amount of debt approximated fair value.

## 6. PROPERTY AND EQUIPMENT

The components of property and equipment are as follows (in thousands):

	December 31,	
	2016	2015*
Tanks and terminal equipment	\$ 47,797	\$ 37,974
Leasehold improvements and other	10,690	10,242
Rail and rail equipment	4,551	4,551
Land and buildings	9,020	7,022
Trucks and other vehicles	2,529	1,495
Computer equipment, furniture and fixtures	274	216
Construction-in-progress	39	82
Total property and equipment	74,900	61,582
Less: accumulated depreciation	(23,878)	(19,720)
Property and equipment, net	\$ 51,022	\$ 41,862

\*Recast to include historical balances of net assets acquired in a transfer between entities under common control. See Notes 1 and 4 in the notes to consolidated financial statements for further discussion.

In connection with the closing of the IPO on July 1, 2015, in addition to the interests of BlendStar, Green Plains contributed certain ethanol storage and railcar fixed assets in a transfer between entities under common control with a carrying value of \$18.7 million.

Effective January 1, 2016, the sponsor contributed the ethanol storage and railcar fixed assets of the Hereford, Texas and Hopewell, Virginia ethanol production facilities in a transfer between entities under common control with a carrying value of \$6.4 million. The partnership recognized the assets at the parent's historical cost, which are reflected retroactively in the property and equipment table and the consolidated financial statements presented in this report for periods prior to the effective date of the acquisition, subsequent to the initial dates the assets were acquired by our sponsor, on October 23, 2015, and November 12, 2015, for Hopewell and Hereford, respectively.

Effective September 23, 2016, the sponsor contributed the ethanol storage and railcar fixed assets of the Abengoa S.A. ethanol production facilities in a transfer between entities under common control with a carrying value of \$12.5 million. The partnership recognized the assets at the parent's preliminary value recorded in Green Plains' purchase accounting and no retroactive adjustments were made.

## 7. GOODWILL

The partnership did not have any changes in the carrying amount of goodwill, which was \$10.6 million at December 31, 2016 and 2015.

## 8. DEBT

### *Revolving Credit Facility*

Green Plains Operating Company has a \$155.0 million revolving credit facility, which matures on July 1, 2020, to fund working capital, acquisitions, distributions, capital expenditures and other general partnership purposes. The credit facility was amended on September 16, 2016, increasing the total amount available from \$100.0 million to \$155.0 million. Advances under the amended credit facility are subject to a floating interest rate based on the preceding fiscal quarter's consolidated leverage ratio at a base rate plus 1.25% to 2.00% per year or LIBOR plus 2.25% to 3.00%. The amended credit facility may be increased by up to an aggregate of \$100.0 million without the consent of the lenders. The unused portion of the credit facility is also subject to a commitment fee of 0.35% to 0.50%, depending on the preceding fiscal quarter's consolidated net leverage ratio.

The revolving credit facility is available for revolving loans, including sublimits of \$30.0 million for swing line loans and \$30.0 million for letters of credit. The partnership, each of its existing subsidiaries and future domestic subsidiaries guarantee the revolving credit facility. As of December 31, 2016, the revolving credit facility had an average interest rate of 3.4%.

The partnership's obligations under the credit facility are secured by a first priority lien on (i) the capital stock of the partnership's present and future subsidiaries, (ii) all of the partnership's present and future personal property, such as investment property, general intangibles and contract rights, including rights under any agreements with Green Plains Trade, and (iii) all proceeds and products of the equity interests of the partnership's present and future subsidiaries and its personal property. The terms impose affirmative and negative covenants, including restrictions on the partnership's ability to incur additional debt, acquire and sell assets, create liens, invest capital, pay distributions and materially amend the partnership's commercial agreements with Green Plains Trade. The credit facility also requires the partnership to maintain a maximum consolidated net leverage ratio of no more than 3.50x and a minimum consolidated interest coverage ratio of no less than 2.75x, each of which is calculated on a pro forma basis with respect to acquisitions and divestitures occurring during the applicable period. The consolidated leverage ratio is calculated by dividing total funded indebtedness minus the lesser of cash in excess of \$5.0 million or \$30.0 million by the sum of the four preceding fiscal quarters' consolidated EBITDA. The consolidated interest coverage ratio is calculated by dividing the sum of the four preceding fiscal quarters' consolidated EBITDA by the sum of the four preceding fiscal quarters' interest charges.

The partnership had \$129.0 million of borrowings outstanding under the revolving credit facility as of December 31, 2016, and no borrowings outstanding as of December 31, 2015.

#### *Qualified Low Income Community Investment Notes*

Birmingham BioEnergy, a subsidiary of BlendStar, was a recipient of qualified low income community investment notes executed in June 2013 in conjunction with NMTC financing related to the Birmingham, Alabama terminal. Promissory notes payable totaling \$10.0 million and notes receivable of \$8.1 million were issued in connection with this transaction. The notes payable bear an interest rate of 1.0% per year and require quarterly interest only payments through December 31, 2019. Beginning in March 2020, the promissory notes and note receivable each require quarterly principal and interest payments of approximately \$0.2 million. BlendStar retains the right to call \$8.1 million of the promissory notes in 2020. The promissory notes payable and note receivable will be fully amortized upon maturity in September 2031. Income tax credits were generated for the lender, which the company has guaranteed over their statutory life of seven years in the event the credits are recaptured or reduced. At the time of the transaction, the income tax credits were valued at \$5.0 million. The company has not established a liability in connection with the guarantee because it believes the likelihood of recapture or reduction is remote.

The investors of the NMTC financing paid \$1.9 million to Birmingham BioEnergy in the form of a promissory note and are entitled to all of the NMTC tax benefits derived from the Birmingham facility. This transaction includes a put/call provision under which BlendStar can cause the \$1.9 million to be forgiven. The partnership accounted for the \$1.9 million as a grant received and reflected a reduction in the carrying value of the property and equipment at Birmingham BioEnergy, which is recognized in earnings as a decrease in depreciation expense over the useful life of the property and equipment.

Effective January 1, 2016, the partnership adopted ASC 835-30, *Interest - Imputation of Interest: Simplifying the Presentation of Debt Issuance Costs*, which resulted in the reclassification of approximately \$221 thousand from other assets to long-term debt within the balance sheet as of December 31, 2015. As of December 31, 2016, there were \$173 thousand of debt issuance costs recorded as a direct reduction of the carrying value of the partnership's long-term debt.

Scheduled long-term debt repayments as of December 31, 2016, are as follows (in thousands):

<b>Year Ending December 31,</b>	<b>Amount</b>
2017	\$ -
2018	-
2019	-
2020	129,665
2021	671
Thereafter	6,764
<b>Total</b>	<b>\$ 137,100</b>

#### *Covenant Compliance*

The partnership, including all of its subsidiaries, was in compliance with its debt covenants as of December 31, 2016.

### Capitalized Interest

The partnership's policy is to capitalize interest costs incurred on debt during the construction of major projects. The partnership had no capitalized interest for the years ended December 31, 2016 and 2015.

### 9. ASSET RETIREMENT OBLIGATIONS

Under various lease agreements, the partnership has AROs when certain machinery and equipment are disposed or operating leases expire. The following table summarizes the change in the liability for the AROs (in thousands):

	<b>Amount</b>
Balance, December 31, 2014	\$ 2,043
Additional asset retirement obligations incurred	202
Accretion expense	201
Balance, December 31, 2015	2,446
Additional asset retirement obligations incurred	447
Liabilities settled	(53)
Accretion expense	236
Balance, December 31, 2016	\$ 3,076

### 10. UNIT-BASED COMPENSATION

The board of directors of the general partner adopted the LTIP upon completion of the IPO. The LTIP is intended to promote the interests of the partnership, its general partner and affiliates by providing incentive compensation awards based on units to employees, consultants and directors to encourage superior performance. The LTIP reserves 2,500,000 common units for issuance in the form of options, restricted units, phantom units, distribution equivalent rights, substitute awards, unit appreciation rights, unit awards, profits interest units or other unit-based awards. The partnership measures unit-based compensation grants at fair value on the grant date and records noncash compensation expense related to the awards on a straight-line basis over the requisite service period.

The non-vested unit-based award activity for the year ended December 31, 2016, is as follows:

	<b>Non-Vested Units</b>	<b>Weighted- Average Grant-Date Fair Value</b>	<b>Weighted-Average Remaining Vesting Term (in years)</b>
Non-Vested at December 31, 2015	10,089	\$ 14.93	
Granted	16,260	15.82	
Forfeited	(5,333)	14.93	
Vested	(6,007)	14.69	
Non-Vested at December 31, 2016	15,009	\$ 15.99	0.5

Compensation costs related to the unit-based awards of approximately \$143 thousand and \$67 thousand were recognized during the years ended December 31, 2016 and 2015. There were no unit-based compensation costs during year ended December 31, 2014. At December 31, 2016, there were \$119 thousand of unrecognized compensation costs from unit-based compensation awards.

## 11. PARTNERS' CAPITAL

A rollforward of the number of common and subordinated limited partner units outstanding is as follows:

	<b>Common Units- Public</b>	<b>Common Units- Green Plains</b>	<b>Subordinated Units- Green Plains</b>	<b>Total</b>
Units issued in connection with IPO, July 1, 2015	11,500,000	4,389,642	15,889,642	31,779,284
Units issued under the LTIP	10,089	-	-	10,089
Units, December 31, 2015	11,510,089	4,389,642	15,889,642	31,789,373
Units issued under the LTIP	16,260	-	-	16,260
Units forfeited under the LTIP	(5,333)	-	-	(5,333)
Units, December 31, 2016	11,521,016	4,389,642	15,889,642	31,800,300

The partnership's subordinated units are not entitled to distributions until the common units have received the minimum quarterly distribution for that quarter plus any arrearages of the minimum quarterly distribution from prior quarters. Subordinated units do not accrue arrearages.

The subordination period ends on the first business day after the date the partnership pays distributions of at least \$1.60 on each of the outstanding common and subordinated units and the corresponding distribution on the general partner's 2% general partner interest for three consecutive, four quarter periods ending on or after June 30, 2018, or \$2.40 on each of the outstanding common units and subordinated units, and the corresponding distribution on the general partner's 2% general partner interest and incentive distribution rights for any four-quarter period ending on or after June 30, 2016, provided there are no arrearages of the minimum quarterly distributions from prior quarters at that time. When the subordination period ends, each outstanding subordinated unit will convert into one common unit and the common units will no longer be entitled to arrearages.

### *Issuance of Additional Securities*

The partnership agreement authorizes the partnership to issue unlimited additional partnership interests on the terms and conditions determined by the general partner without unitholder approval.

It is possible the partnership will fund acquisitions through the issuance of additional common units, subordinated units or other partnership interests. Holders of any additional common units are entitled to share equally with existing holders in the partnership's distributions of available cash. The issuance of additional common units or other partnership interests may dilute the value of the existing holders of common units' interests.

In accordance with Delaware law and the provisions of the partnership agreement, the partnership may also issue additional interests that have rights to distributions or special voting rights the common units do not have, as determined by the general partner. In addition, the partnership agreement does not prohibit the partnership's subsidiaries to issue equity interests, which may effectively rank senior to the common units.

The general partner has the right, which it may from time to time assign in whole or in part to any of its affiliates, to purchase common units, subordinated units or other partnership interests from the partnership whenever, and on the same terms that, the partnership issues those interests to persons other than the general partner and its affiliates to maintain the percentage interest of the general partner and its affiliates, including interests represented by common and subordinated units that existed immediately prior to each issuance. The other holders of common units do not have preemptive rights under the partnership agreement to acquire additional common units or other partnership interests.

### *Cash Distribution Policy*

Quarterly distributions are made within 45 days after the end of each calendar quarter, assuming we have sufficient available cash. Available cash generally means, all cash and cash equivalents on hand at the end of that quarter less cash reserves established by the general partner plus all or any portion of the cash on hand resulting from working capital borrowings made subsequent to the end of that quarter.

The general partner is entitled to 2% of all distributions prior to the partnership's liquidation. The general partner's 2% general partner interest is reduced if the partnership issues additional partnership interests and the general partner does not contribute a proportionate amount of capital to the partnership to maintain its 2% general partner interest.

Before the partnership makes quarterly distributions to subordinated unitholders, the common unitholders are entitled to receive the full minimum quarterly distribution plus any arrearages in distributions from prior quarters. During the subordination period, the partnership makes distributions in the following manner:

- first, 98% to the common unitholders, pro rata, and 2% to the general partner, until the partnership distributes an amount equal to the minimum quarterly distribution for that quarter on each outstanding common unit;
- second, 98% to the common unitholders, pro rata, and 2% to the general partner, until the partnership distributes an amount equal to any arrearages of the minimum quarterly distribution for any prior quarters during the subordination period on each outstanding common unit;
- third, 98% to the subordinated unitholders, pro rata, and 2% to the general partner, until the partnership distributes an amount equal to the minimum quarterly distribution for that quarter on each outstanding subordinated unit; and
- thereafter, in the manner described in the table below.

The preceding discussion is based on the assumptions that the general partner maintains its 2% general partner interest and the partnership does not issue additional classes of equity securities.

The general partner also holds incentive distribution rights that entitles it to receive increasing percentages, up to 48%, of available cash distributed from operating surplus, as defined in the partnership agreement, in excess of \$0.46 per unit per quarter. The maximum distribution of 48% does not include any distributions the general partner or its affiliates may receive on its general partner interest, common units or subordinated units.

The following table illustrates the percentage allocations of available cash from operating surplus during the subordination period between the unitholders and the general partner, as the holder of the incentive distribution rights, based on the specified target distribution levels:

	Total Quarterly Distribution Per Unit - Target Amount		Marginal Percentage Interest in Distribution <sup>(1)</sup>	
			Common and Subordinated Unitholders	General Partner (as holder of Incentive Distribution Rights) <sup>(2)</sup>
Minimum quarterly distribution	\$0.40		98.0%	2.0%
First target distribution	above \$0.40	up to \$0.46	98.0%	2.0%
Second target distribution	above \$0.46	up to \$0.50	85.0%	15.0%
Third target distribution	above \$0.50	up to \$0.60	75.0%	25.0%
Thereafter	above \$0.60		50.0%	50.0%

(1) Includes percentage interests of the general partner, as the holder of incentive distribution rights, and the unitholders when the partnership distributes available cash from operating surplus up to and including the corresponding amount in the column "Total Quarterly Distribution Per Unit Target Amount." The percentage interests shown for the unitholders and the general partner for the minimum quarterly distribution are also applicable to quarterly distribution amounts that are less than the minimum quarterly distribution.

(2) The percentage interests for the general partner assume the general partner contributes additional capital necessary to maintain its 2% general partner interest, does not transfer any of its incentive distribution rights and there are no arrearages on common units.

The tables below summarize the 2016 and 2015 quarterly cash distributions:

	Year Ended December 31, 2016			
	Declaration Date	Record Date	Payment Date	Quarterly Distribution
Fourth quarter	January 23, 2017	February 3, 2017	February 14, 2017	\$ 0.4300
Third quarter	October 20, 2016	November 4, 2016	November 14, 2016	0.4200
Second quarter	July 20, 2016	August 5, 2016	August 12, 2016	0.4100
First quarter	April 21, 2016	May 6, 2016	May 13, 2016	0.4050

**Year Ended December 31, 2015**

	<b>Declaration Date</b>	<b>Record Date</b>	<b>Payment Date</b>	<b>Quarterly Distribution</b>
Fourth quarter	January 21, 2016	February 5, 2016	February 12, 2016	\$ 0.4025
Third quarter	October 22, 2015	November 6, 2015	November 13, 2015	0.4000

The allocation of total cash distributions to the general and limited partners applicable to the period the distributions were earned are as follows (in thousands):

	<b>Year Ended December 31, 2016</b>	<b>Year Ended December 31, 2015</b>
<b>Cash distributions:</b>		
General partner	\$ 1,081	\$ 521
<b>Limited partners:</b>		
Limited partner common units - public	19,176	9,237
Limited partner common units - Green Plains	7,309	3,523
Limited partner subordinated units - Green Plains	26,456	12,751
<b>Total limited partners</b>	<b>52,941</b>	<b>25,511</b>
<b>Total</b>	<b>\$ 54,022</b>	<b>\$ 26,032</b>



## 12. EARNINGS PER UNIT

The partnership computes earnings per unit using the two-class method. Earnings per unit applicable to common and subordinated units is calculated by dividing the respective limited partners' interest in net income by the weighted average number of common and subordinated units outstanding during the period, adjusted for the dilutive effect of any outstanding dilutive securities. Diluted earnings per limited partner unit is the same as basic earnings per limited partner unit as there were no potentially dilutive common or subordinated units outstanding as of December 31, 2016. Earnings per unit is calculated for periods following the IPO since there were no units outstanding before July 1, 2015 (in thousands, except for per unit data):

	Year Ended December 31, 2016			
	Limited Partner Common Units	Limited Partner Subordinated Units	General Partner	Total
Net income				
Distributions declared	\$ 26,485	\$ 26,456	\$ 1,081	\$ 54,022
Earnings in excess of distributions	1,363	1,365	55	2,783
Total net income	<u>\$ 27,848</u>	<u>\$ 27,821</u>	<u>\$ 1,136</u>	<u>\$ 56,805</u>
Weighted-average units outstanding - basic and diluted	<u>15,904</u>	<u>15,890</u>		
Earnings per limited partner unit - basic and diluted	<u>\$ 1.75</u>	<u>\$ 1.75</u>		

	Year Ended December 31, 2015			
	Limited Partner Common Units	Limited Partner Subordinated Units	General Partner	Total
Net income				
Distributions declared	\$ 12,760	\$ 12,751	\$ 521	\$ 26,032
Earnings less than distributions	(1,482)	(1,480)	(61)	(3,023)
Total net income	<u>\$ 11,278</u>	<u>\$ 11,271</u>	<u>\$ 460</u>	<u>\$ 23,009</u>
Weighted-average units outstanding - basic and diluted	<u>15,897</u>	<u>15,890</u>		
Earnings per limited partner unit - basic and diluted	<u>\$ 0.71</u>	<u>\$ 0.71</u>		

## 13. INCOME TAXES

The partnership is a limited partnership, which is not subject to federal income taxes. The partnership owns a subsidiary, however, that is taxed as a corporation for federal and state income tax purposes. In addition, the partnership is subject to state income taxes in certain states. As a result, the financial statements reflect a provision or benefit for such income taxes. The general partner and the unitholders are responsible for paying federal and state income taxes on their share of the partnership's taxable income.

The partnership recorded deferred tax assets in the amount of \$78 thousand and \$77 thousand as of December 31, 2016 and 2015, respectively. The partnership also recorded income taxes payable in the amount of \$45 thousand and \$67 thousand as of December 31, 2016 and 2015, respectively. The effective tax rate for 2016 and 2015 was immaterial to the financial statements.

The MLP predecessor was a single member limited liability company, treated as a non-taxable disregarded entity in Green Plains' federal and state income tax returns. For periods prior to the IPO, the consolidated financial statements reflect income taxes as if the MLP predecessor had filed separate federal and state tax returns. Under a tax sharing agreement between the MLP predecessor and Green Plains, the MLP predecessor periodically made payments to Green Plains for its share of Green Plains' tax liabilities. Differences between amounts due to Green Plains under the agreement and the total

income tax expense of the MLP predecessor, which were determined as if the MLP predecessor filed separate tax returns, are reflected as member contributions in partners' capital. These amounts included contributions of \$11 thousand for the year ended December 31, 2015, and distributions of \$437 thousand for the year ended December 31, 2014.

Income taxes for the MLP predecessor were accounted for under the asset and liability method. Income taxes receivable were \$1.3 million as of December 31, 2014, and reflected in accounts receivable to affiliate in the consolidated balance sheets. Deferred tax assets and liabilities are recognized for the future tax consequences attributable to differences between the financial statement carrying amounts of existing assets and liabilities and their respective tax bases, and for net operating loss and tax credit carry-forwards. Deferred tax assets and liabilities are measured using enacted tax rates expected to be applied to taxable income in the years those temporary differences were expected to be recovered or settled. The effect of a change in tax rates on deferred tax assets and liabilities is recognized in income in the period that includes the enactment date.

At the closing of the IPO, current and deferred income taxes were settled through equity contributions from Green Plains. At the same time, the MLP predecessor's participation in the tax sharing agreement was terminated.

Income tax expense (benefit) consists of the following (in thousands):

	Year Ended December 31,		
	2016	2015	2014
Current	\$ 226	\$ 67	\$ (398)
Deferred	(2)	(4,076)	(7,360)
Total	<u>\$ 224</u>	<u>\$ (4,009)</u>	<u>\$ (7,758)</u>

Differences between income tax expense (benefit) computed at the statutory federal income tax rate on its income subject to tax are presented on the consolidated statements of operations and summarized as follows (in thousands):

	Year Ended December 31,		
	2016	2015	2014
Tax expense at federal statutory rate of 35%	\$ 59	\$ (3,666)	\$ (7,207)
State income tax expense, net of federal benefit	208	(282)	(546)
Other	(43)	(61)	(5)
Income tax expense	<u>\$ 224</u>	<u>\$ (4,009)</u>	<u>\$ (7,758)</u>

The partnership has \$78 thousand and \$77 thousand of deferred tax assets as of December 31, 2016 and 2015, respectively, related to investments in Birmingham BioEnergy.

The partnership conducts business and its parent files tax returns in several states within the United States. The partnership's federal and state returns filed by its parent for the tax years ended December 31, 2013, and later are still subject to audit.

## 14. COMMITMENTS AND CONTINGENCIES

### *Operating Leases*

The partnership leases certain facilities, parcels of land, and railcars under agreements that expire on various dates. For accounting purposes, rent expense is based on a straight-line amortization of the total payments required over the term of the lease, which resulted in a deferred lease liability of approximately \$739 thousand and \$349 thousand as of December 31, 2016 and 2015, respectively. The partnership incurred lease expenses of \$24.8 million, \$22.4 million and \$21.2 million during the years ended December 31, 2016, 2015 and 2014, respectively. Aggregate minimum lease payments under these agreements in future years are as follows (in thousands):

<b>Year Ending December 31,</b>	<b>Amount</b>
2017	\$ 22,470
2018	15,577
2019	10,669
2020	8,578
2021	3,079
Thereafter	1,723
<b>Total</b>	<b>\$ 62,096</b>

In connection with the IPO, the partnership and Green Plains Trade entered into a ten-year storage and throughput agreement, under which Green Plains Trade is obligated to throughput a minimum of 212.5 mmg of product per calendar quarter at the partnership's storage facilities and pay \$0.05 per gallon on all volume it throughputs.

Effective January 1, 2016, and September 23, 2016, the storage and throughput agreement was amended in connection with the acquisition of additional ethanol storage and transportation assets. In accordance with the amended agreement, Green Plains Trade is now obligated to throughput a minimum of 296.6 mmg per calendar quarter. For accounting purposes, the partnership records revenues related to this agreement as operating lease revenues. Minimum revenues under this agreement in future years are as follows (in thousands):

<b>Year Ending December 31,</b>	<b>Amount</b>
2017	\$ 59,320
2018	59,320
2019	59,320
2020	59,320
2021	59,320
Thereafter	207,620
<b>Total</b>	<b>\$ 504,220</b>

#### *Service Agreements*

The partnership entered into agreements for contracted services with certain vendors that require the partnership to pay minimum monthly amounts, which expire on various dates. The partnership exceeded all minimum commitments under these agreements during the years ended December 31, 2016, 2015 and 2014. Aggregate minimum payments under these agreements in future years are as follows (in thousands):

<b>Year Ending December 31,</b>	<b>Amount</b>
2017	\$ 1,246
2018	1,154
2019	1,154
2020	156
2021	156
Thereafter	156
<b>Total</b>	<b>\$ 4,022</b>

#### *Legal*

Routinely, the partnership may be involved in litigation that arises during the ordinary course of business. The partnership is not currently party to any material litigation.

## 15. MAJOR CUSTOMERS

Revenues from three customers exceeding 10% of the partnership's total revenues are as follows (in thousands):

	Year Ended December 31,		
	2016	2015	2014
Green Plains Trade	\$ 95,470	\$ 42,549	\$ 4,359
Customer A	n/a	n/a	3,053
Customer B	n/a	n/a	2,897

## 16. RELATED PARTY TRANSACTIONS

In addition to the related party purchases disclosed in *Note 4 – Acquisitions* to the consolidated financial statements, the partnership engages in various related party transactions with Green Plains and subsidiaries of Green Plains.

Green Plains provides a variety of shared services to the partnership, including general management, accounting and finance, payroll and human resources, information technology, legal, communications and treasury activities. These costs are proportionally allocated by Green Plains to its subsidiaries based on common financial metrics management believes are reasonable. The partnership recorded expenses related to these shared services of approximately \$3.7 million, \$1.6 million and \$0.6 million for the years ended December 31, 2016, 2015 and 2014. In addition, the partnership reimburses Green Plains for wages and benefit costs of employees directly performing services on its behalf. Green Plains may also pay certain direct costs on behalf of the partnership, which are reimbursed by the partnership. The partnership believes the consolidated financial statements reflect all material costs of doing business related to these operations, including expenses incurred by other entities on its behalf.

The partnership has various fee-based commercial agreements with Green Plains Trade. In connection with the IPO, the partnership entered into:

- 10-year storage and throughput agreement;
- 6-year rail transportation services agreement; and
- 1-year trucking transportation agreement.

The partnership also assumed:

- 2.5-year terminal services agreement for the Birmingham, Alabama unit train terminal; and
- various other terminal services agreements for other fuel terminal facilities, each with Green Plains Trade.

The storage and throughput agreement and terminal services agreements are supported by minimum volume commitments. The rail transportation services agreement is supported by minimum take-or-pay capacity commitments.

Under the storage and throughput agreement, Green Plains Trade was obligated to throughput a minimum of 212.5 mmg of product per calendar quarter at the partnership's storage facilities and pay \$0.05 per gallon on all volume it throughputs. Effective January 1, 2016, and September 23, 2016, the storage and throughput agreement was amended in connection with the acquisition of additional ethanol storage and transportation assets. Under the amended agreement, Green Plains Trade is now obligated to a throughput of 296.6 mmg per calendar quarter. If Green Plains Trade fails to meet its minimum volume commitment during any quarter, Green Plains Trade will pay the partnership a deficiency payment equal to the deficient volume multiplied by the applicable fee. The deficiency payment may be applied as a credit toward volumes throughput by Green Plains Trade in excess of the minimum volume commitment during the next four quarters, after which time any unused credits will expire. Green Plains Trade has met its minimum volume commitments for each of the quarters since inception of the storage and throughput agreement.

Under the rail transportation services agreement, Green Plains Trade is obligated to use the partnership to transport ethanol and other fuels from receipt points identified by Green Plains Trade to nominated delivery points. During the years ended December 31, 2016 and 2015, the average monthly fee was approximately \$0.0330 and \$0.0358 per gallon, respectively, for the railcar volumetric capacity provided by the partnership, which was 90.6 mmg and 69.5 mmg as of December 31, 2016 and 2015, respectively. The partnership's leased railcar fleet consisted of approximately 3,100 railcars

and 2,300 railcars as of December 31, 2016 and 2015, respectively. Since the IPO, the partnership has entered into lease renewals in the normal course of business at comparable margins.

Green Plains Trade is also obligated to use the partnership for logistical operations management and other services related to railcar volumetric capacity. Green Plains Trade is obligated to pay a monthly fee of approximately \$0.0013 per gallon for these services. Green Plains Trade reimburses the partnership for costs related to: (1) railcar switching and unloading fees; (2) increased costs related to changes in law or governmental regulation related to the specification, operation or maintenance of railcars; (3) demurrage charges, except when the charges are due to the partnership's gross negligence or willful misconduct; and (4) fees related to rail transportation services under transportation contracts with third-party common carriers.

Effective November 30, 2016, the rail transportation services agreement was amended to extend the initial term of the agreement, effective July 1, 2015, from a six-year term to a ten-year term. All other terms and conditions remain the same as the initial agreement, as previously amended.

Under the trucking transportation agreement, Green Plains Trade pays the partnership to transport ethanol and other fuels by truck from identified receipt points to various delivery points. Green Plains Trade is obligated to pay a monthly trucking transportation services fee equal to the aggregate volume transported in a calendar month by the partnership's trucks, multiplied by the applicable rate for each trucking lane. A truck lane is defined as a specific and routine route of travel between a point of origin and point of destination. Rates for each truck lane are negotiated based on product, location, mileage and other factors. Green Plains Trade reimburses the partnership for costs related to: (1) truck switching and unloading fees; (2) increased costs related to changes in law or governmental regulation related to the specification, operation and maintenance of trucks; and (3) fees related to trucking transportation services under transportation contracts with third-party common carriers.

Under the Birmingham terminal services agreement, Green Plains Trade is obligated to pay \$0.036 per gallon on all throughput volumes subject to a minimum volume commitment of approximately 2.8 mmg per month of ethanol and other fuels, equivalent to 33.2 mmgy, as well as fees for ancillary services, effective January 1, 2017, through December 31, 2019. Previously, the rate was \$0.0355 per gallon. All other terms and conditions are substantially the same as the initial agreement.

The partnership recorded revenues from Green Plains Trade under the storage and throughput agreement and rail transportation agreement of \$89.1 million and \$36.9 million for the years ended December 31, 2016 and 2015. The partnership and the MLP predecessor recorded revenues from Green Plains Trade related to trucking and terminal services of \$6.3 million, \$5.6 million and \$4.4 million for the years ended December 31, 2016, 2015 and 2014, respectively.

In February 2015, a subsidiary of the MLP predecessor made an equity distribution to Green Plains in the amount of \$3.3 million.

The partnership distributed \$34.3 million and \$8.4 million to Green Plains related to the quarterly cash distribution paid for the years ended December 31, 2016 and 2015, respectively.

## 17. QUARTERLY FINANCIAL DATA (Unaudited)

The following tables set forth certain unaudited financial data for each of the quarters within the years ended December 31, 2016 and 2015 (in thousands, except per unit amounts). This information has been derived from the partnership's consolidated financial statements and in management's opinion, reflects all adjustments necessary for a fair presentation of the information for the quarters presented. The operating results for any quarter are not necessarily indicative of results for any future period.

	<b>Three Months Ended</b>			
	<b>December 31, 2016</b>	<b>September 30, 2016</b>	<b>June 30, 2016</b>	<b>March 31, 2016</b>
Revenues	\$ 28,285	\$ 26,205	\$ 25,493	\$ 23,789
Operating expenses	10,693	11,474	11,043	11,071
Operating income (expense)	17,592	14,731	14,450	12,718
Other income (expense)	(1,230)	(480)	(389)	(363)
Income tax (expense) benefit	80	(52)	(79)	(173)
Net income (loss)	16,442	14,199	13,982	12,182
Net loss attributable to MLP predecessor	-	-	-	-
Net income attributable to the partnership	<u>\$ 16,442</u>	<u>\$ 14,199</u>	<u>\$ 13,982</u>	<u>\$ 12,182</u>
Earnings per limited partner unit (basic and diluted):				
Common units	\$ 0.50	\$ 0.44	\$ 0.43	\$ 0.38
Subordinated units	\$ 0.50	\$ 0.44	\$ 0.43	\$ 0.38
Distribution declared	\$ 0.4300	\$ 0.4200	\$ 0.4100	\$ 0.4050

	<b>Three Months Ended</b>			
	<b>December 31, 2015*</b>	<b>September 30, 2015</b>	<b>June 30, 2015</b>	<b>March 31, 2015</b>
Revenues	\$ 22,686	\$ 21,410	\$ 3,445	\$ 3,396
Operating expenses	10,708	10,380	8,905	8,550
Operating income (expense)	11,978	11,030	(5,460)	(5,154)
Other income (expense)	(131)	(151)	(14)	1
Income tax benefit	10	-	2,060	1,939
Net income (loss)	11,857	10,879	(3,414)	(3,214)
Net loss attributable to MLP predecessor	-	-	(3,414)	(3,214)
Net loss attributable to sponsor	(273)	-	-	-
Net income attributable to the partnership	<u>\$ 12,130</u>	<u>\$ 10,879</u>	<u>\$ -</u>	<u>\$ -</u>
Earnings per limited partner unit (basic and diluted):				
Common units	\$ 0.37	\$ 0.34		
Subordinated units	\$ 0.37	\$ 0.34		
Distribution declared	\$ 0.4025	\$ 0.4000		

\*Recast to include historical results of operations related to net assets acquired in a transfer between entities under common control. See Notes 1 and 4 to the consolidated financial statements for further discussion.

# Corporate Information

## LEADERSHIP

JOHN CHANDLER  
Director

CLAYTON KILLINGER  
Director

BRETT RILEY  
Director

TODD BECKER  
President and Chief Executive Officer  
and Director

JERRY PETERS  
Chief Financial Officer and Director

JEFFREY BRIGGS  
Chief Operating Officer and Director

PATRICK SIMPKINS  
Chief Development Officer  
and Director

STEVE BLEYL  
Executive Vice President  
Ethanol Marketing

MARK HUDAK  
Executive Vice President  
Human Resources

PAUL KOLOMAYA  
Executive Vice President  
Commodity Finance

MICHELLE MAPES  
Executive Vice President  
General Counsel and Corporate Secretary

WALTER CRONIN  
Executive Vice President  
Commercial Operations

MICHAEL METZLER  
Executive Vice President  
Gas and Power

## CORPORATE OFFICE

Green Plains Partners LP  
1811 Aksarben Drive  
Omaha, NE 68106  
402.884.8700  
greenplainspartners.com

## INVESTOR RELATIONS

JIM STARK  
Vice President  
Investor and Media Relations  
jim.stark@gpreinc.com

## STOCK TRANSFER AGENT

Computershare Investor Services, LLC  
P.O. Box 43078  
Providence, RI 02940  
800.962.4284 (U.S., Canada, Puerto Rico)  
781.575.3120 (non-U.S.)  
web.queries@computershare.com

## STOCK EXCHANGE LISTING

The NASDAQ Global Market  
Stock Ticker Symbol: GPP

