



FY 2016 Second Quarter Financial Statistics

January 28, 2016

SAFE HARBOR STATEMENT

Our remarks today will be related to our expectations with regard to a number of activities in which the Company is engaged. Reliance should not be placed upon such forward-looking statements because they involve risks and uncertainties which may cause our actual results to differ materially from those which we are going to talk about or which we may imply. Those risks and uncertainties are discussed in our Forms 10-K and 10-Q filed with the Securities and Exchange Commission, (and in recent Press Releases which have been issued). We do not have any material non-public information that will be discussed today.

LSI Industries Inc.

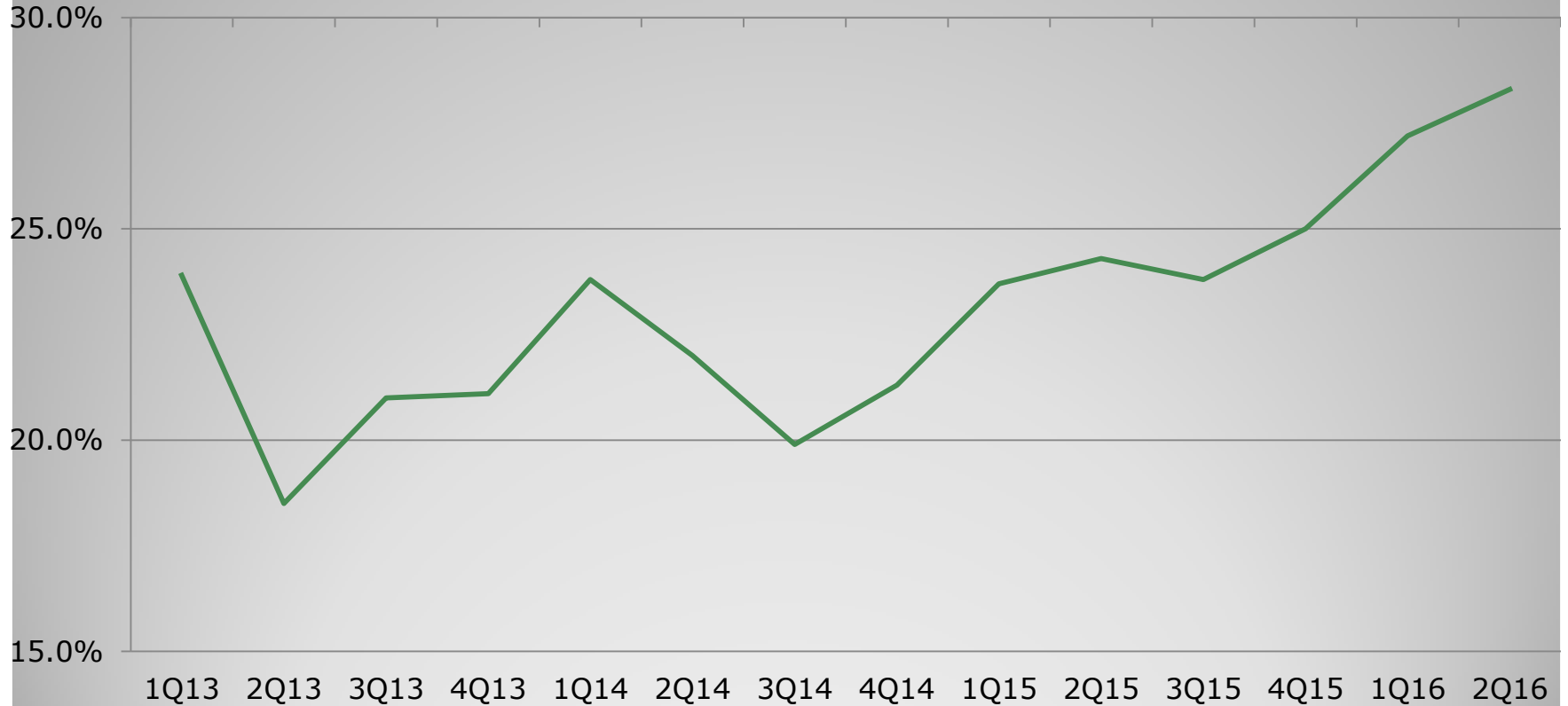
Segment Net Sales

	2nd Qtr. FY 16		2nd Qtr. FY 15
Lighting	\$59,601		\$59,796
Graphics	\$21,034		\$20,269
Technology	\$ 4,052		\$ 4,650
All Other	\$ --		\$ --
Total	\$84,687		\$84,715
\$ in thousands; unaudited.			LSI Industries Inc.

Segment Net Sales

	First Half FY 16		First Half FY 15
Lighting	\$118,676		\$115,517
Graphics	\$42,787		\$ 36,293
Technology	\$ 9,149		\$ 11,330
All Other	\$ --		\$ 41
Total	\$170,612		\$163,181
\$ in thousands; unaudited.			LSI Industries Inc.

Gross Margin Percentage



unaudited.

LSI Industries Inc.

Segment Operating Income

	2nd Qtr. FY 16		2nd Qtr. FY 15
Lighting	\$ 5,182		\$ 4,090
Graphics	\$ 2,035		\$ 1,065
Technology	\$ 993		\$ 499
All Other	\$ --		\$ --
Corp & Eliminations	\$(2,830)		\$(3,430)
Total	\$ 5,380		\$ 2,224

\$ in thousands; unaudited.

LSI Industries Inc.

Segment Operating Income

	First Half FY 16		First Half FY 15
Lighting	\$ 10,864		\$ 8,317
Graphics	\$ 4,196		\$ 1,118
Technology	\$ 2,333		\$ 1,131
All Other	\$ --		\$ (183)
Corp & Eliminations	\$(6,250)		\$(5,625)
Total	\$ 11,143		\$ 4,758

\$ in thousands; unaudited.

LSI Industries Inc.

BALANCE SHEET DATA

	12/31/15	6/30/15
Cash & Investments	\$ 28,763	\$ 26,409
Receivables, net	\$ 43,122	\$ 43,661
Inventories, net	\$ 45,885	\$ 43,083
Goodwill & Intangible Assets	\$ 16,347	\$ 16,600
Debt	\$ nil	\$ nil
Shareholders' Equity	\$187,534	\$182,379

\$ in thousands; unaudited.

LSI Industries Inc.

Capital Expenditures, Depreciation & Amortization

	First Half FY 2016	First Half FY 2015
Capital Expenditures	\$3,384	\$ 2,404
Depreciation & Amortization	\$3,174	\$3,138

\$ in thousands; unaudited.

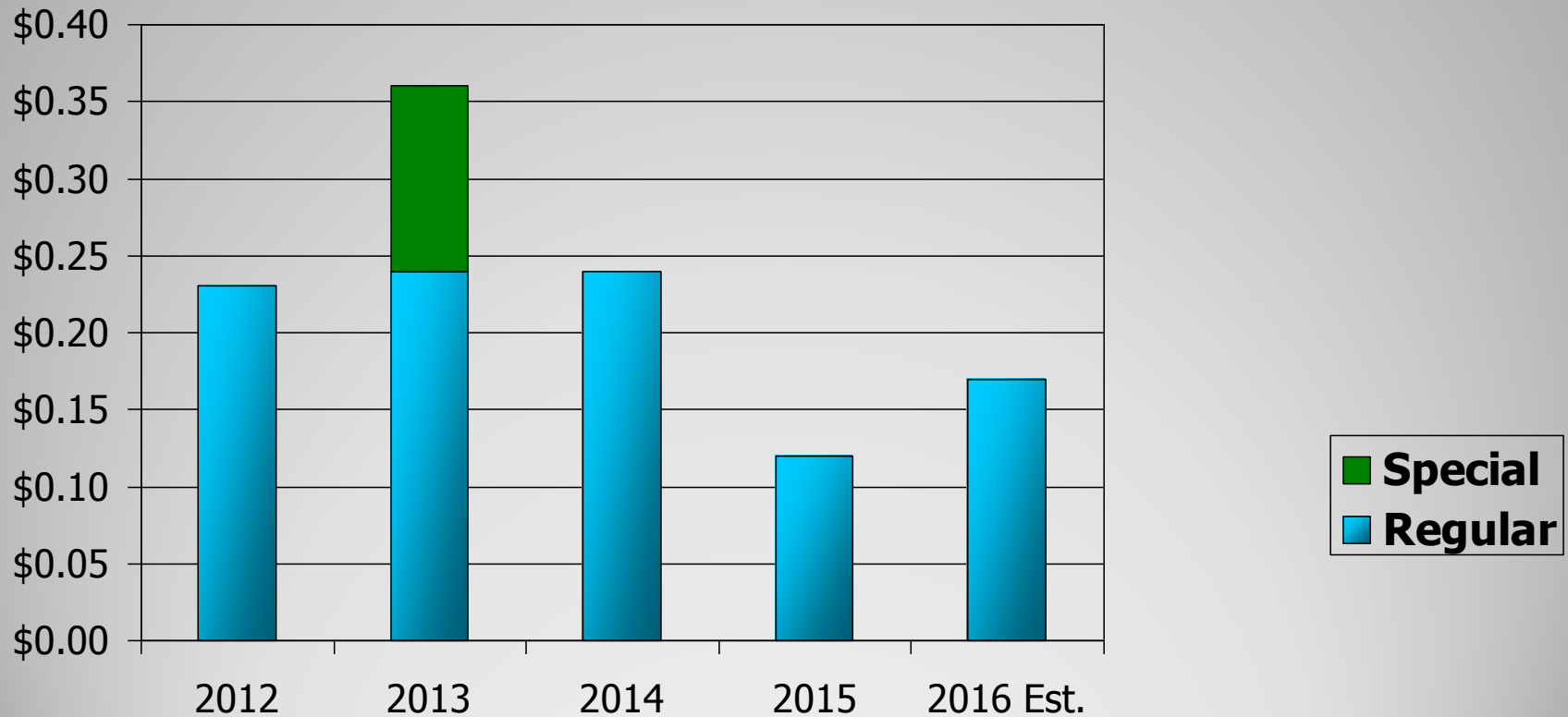
LSI Industries Inc.

CASH DIVIDEND ACTIONS

2nd Quarter cash dividend of \$0.05 per share is payable on February 16th to shareholders of record on February 8th

The fiscal 2016 quarterly cash dividend rate of \$0.05 per share has been established for an indicated annual rate of \$0.20 per share

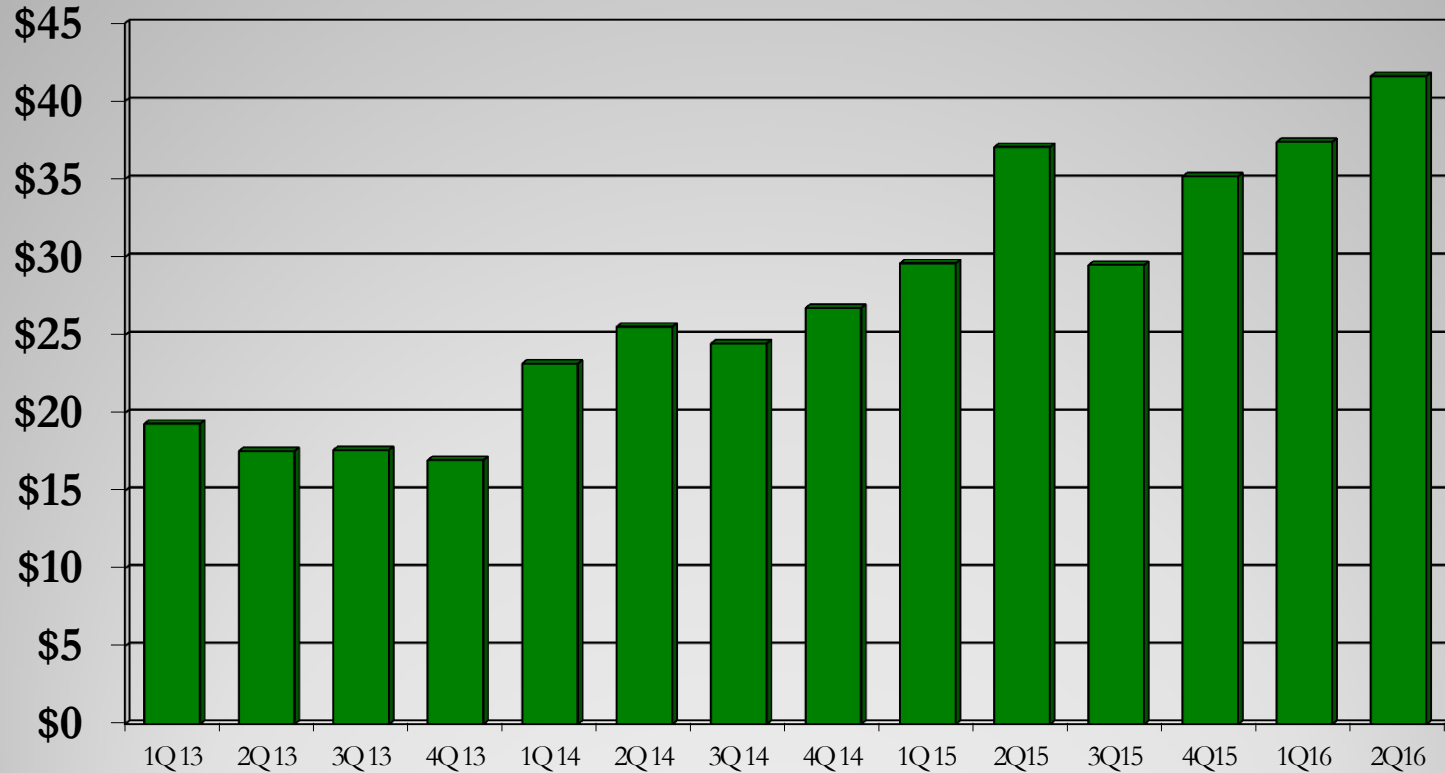
CASH DIVIDENDS PAID



\$ per share; dividends paid during the fiscal year; unaudited.

LSI Industries Inc.

LED Lighting Net Sales



\$ in millions; unaudited.

LSI Industries Inc.

Common Shares

The number of common shares outstanding as of the indicated balance sheet dates were:

December 31, 2015	24,685,777
June 30, 2015	24,392,938

The number of common shares used for the 2nd Quarter and first half diluted EPS calculations were as follows:

	<u>2nd Quarter</u>	<u>First Half</u>
FY 2016	25,624,000	25,405,000
FY 2015	24,507,000	24,506,000