

# Third Quarter 2011 Highlights

- Third quarter core net operating earnings \$0.90 per share
- Adjusted book value per share of \$39.09; up 4% from year end
- Repurchased 2.6 million shares during the quarter
- 2011 core operating earnings guidance remains \$3.30 – \$3.70 per share

This document contains certain statements that may be considered “forward-looking statements” and are based on estimates, assumptions and projections which management believes are reasonable but by their nature subject to risks and uncertainties. The Private Securities Litigation Reform Act of 1995 provides a safe harbor for forward-looking statements. Refer to AFG’s filing on Form 10-Q as of September 30, 2011 for more information.



Great American Insurance Company has maintained a financial strength rating of A (Excellent) or higher from A.M. Best Company since 1908.

## RATINGS

### Property & Casualty Insurance Companies

	A.M. Best	Standard & Poor's	Moody's
Great American Insurance Company	A (Excellent)	A+ (Strong)	A2 (Good)
American Empire Surplus Lines Insurance Company	A+ (Superior)	A+ (Strong)	Not Rated
Mid-Continent Casualty Company	A (Excellent)	A+ (Strong)	Not Rated
National Interstate Insurance Company	A (Excellent)	Not Rated	Not Rated
Vanliner Insurance Company	A (Excellent)	Not Rated	Not Rated
Republic Indemnity Company of America	A (Excellent)	A+ (Strong)	A3 (Good)
Marketform / Lloyd's Syndicate	A (Excellent)	A+ (Strong)	Not Rated



Great American's P&C Group has been selected as one of the Ward's 50<sup>®</sup> Top Performing Insurance Companies for 2011.

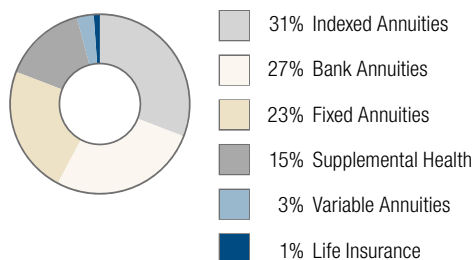
### Annuity and Supplemental Insurance Companies

	A.M. Best	Standard & Poor's	Moody's
Great American Life Insurance Company	A (Excellent)	A+ (Strong)	A3 (Good)
Annuity Investors Life Insurance Company	A (Excellent)	A+ (Strong)	Not Rated
United Teacher Associates Insurance Company	B++ (Good)	Not Rated	Not Rated
Loyal American Life Insurance Company	A- (Excellent)	Not Rated	Not Rated

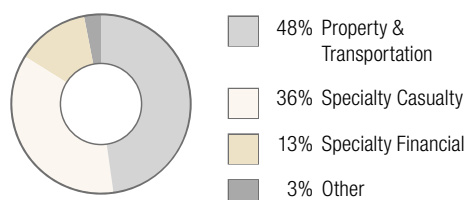
## SPECIALIZED INSURANCE FOR A SPECIALIZED WORLD

American Financial Group is committed to providing insurance products that meet the unique risk management needs of businesses and the financial planning needs of individuals. Its insurance operations, doing business as Great American Insurance Group, are comprised of about 25 niche operations with specialized expertise in the markets they serve.

### Annuity and Supplemental Insurance Group 2010 Statutory Premium Distribution \$2.7 Billion



### Specialty Property and Casualty Insurance Group 2010 Net Written Premium \$2.4 Billion



### Third Quarter 2011 Highlights (in millions, except per share data)

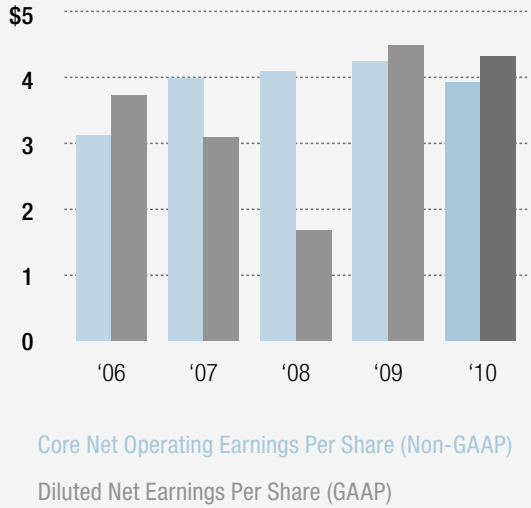
	Earnings			
	Three Months Ended Sept. 30,		Nine Months Ended Sept. 30,	
	2011	2010	2011	2010
Core Net Operating Earnings	\$ 91	\$ 117	\$ 258	\$ 322
Core Net Operating Earnings Per Share	\$ 0.90	\$ 1.07	\$ 2.48	\$ 2.89
Net Earnings Attributable to Shareholders	\$ 96	\$ 132	\$ 234	\$ 346
Net Earnings Per Share (Diluted)	\$ 0.94	\$ 1.21	\$ 2.24	\$ 3.11

	Insurance Premiums			
	Three Months Ended Sept. 30,		Nine Months Ended Sept. 30,	
	2011	2010	2011	2010
Gross Written Premiums: Specialty P&C	\$ 1,575	\$ 1,273	\$ 3,277	\$ 2,828
Net Written Premiums: Specialty P&C	\$ 915	\$ 703	\$ 2,168	\$ 1,844
Statutory Premiums: Annuity and Supplemental	\$ 992	\$ 825	\$ 2,782	\$ 1,993

	Book Value Per Share	
	Sept. 30, 2011	Dec. 31, 2010
Excluding Appropriated Retained Earnings	\$ 43.81	\$ 40.64
Excluding Appropriated Retained Earnings and Unrealized Gains/Losses on Fixed Maturities	\$ 39.09	\$ 37.54

## Earnings Per Share For the year ended December 31

AFG's Earnings per Share data for the years ended 2006-2010 appears in the table to the right. AFG believes that core net operating earnings is a useful measure for analysts and investors in considering ongoing operating trends for AFG.

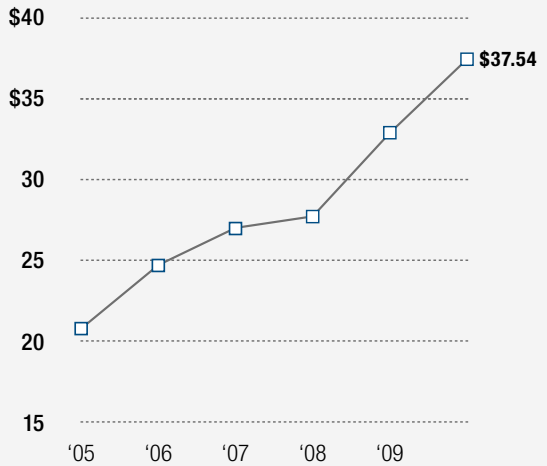


## Book Value Per Share

As of December 31 (excluding appropriated retained earnings and unrealized gains and losses on fixed maturities)

AFG's overriding goal is to increase long-term shareholder value.

- Book value per share increased 14% during 2010
- Tangible book value was \$35.24 per share at the end of 2010, up 15% from the prior year



## Our Business Model

AFG's business model is founded on an entrepreneurial approach that allows "local" decision-making for underwriting, claims and policy servicing in each of its niche operations. Each business unit designs its own products, builds its own relationships and creates its own unique distribution channels.

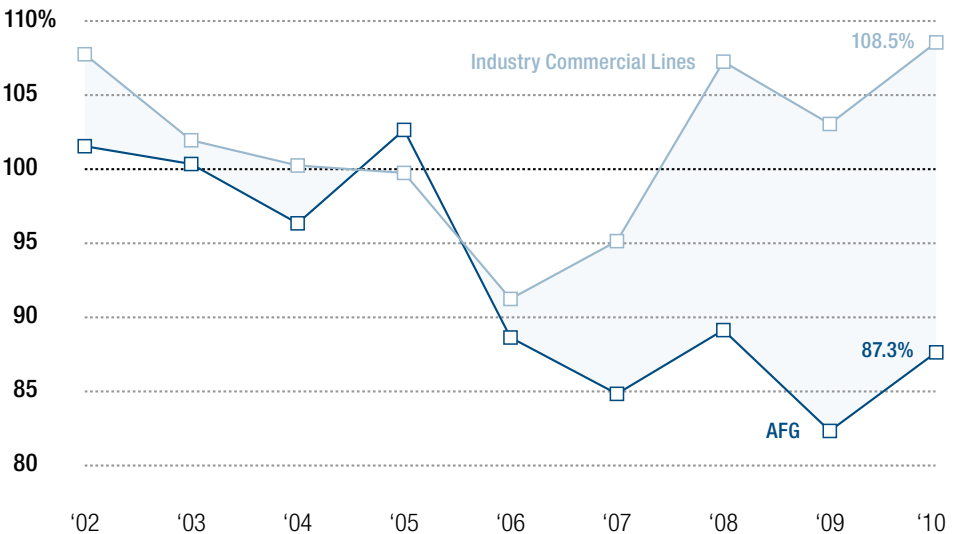
## Capital and Liquidity

We believe we are well-positioned to react to challenging market conditions and that AFG's capital adequacy, financial condition and liquidity remain strong.

(in millions)	September 30, 2011	December 31, 2010
Total Assets . . . . .	\$35,130	\$32,454
Statutory surplus:		
P&C Group . . . . .	1,973	2,101
Annuity & Supplemental Group . . . . .	1,189	1,153
Cash & Cash Equivalents . . . . .	991	1,099
Ratio of debt to total capital <sup>A</sup> . . . . .	19%	19%

A For this calculation, capital includes long term debt, noncontrolling interests and shareholders' equity (excluding appropriated retained earnings and unrealized gains and losses on fixed maturity investments), and is consistent with the level committed to rating agencies and the capital markets.

## Statutory Combined Ratio (COR)



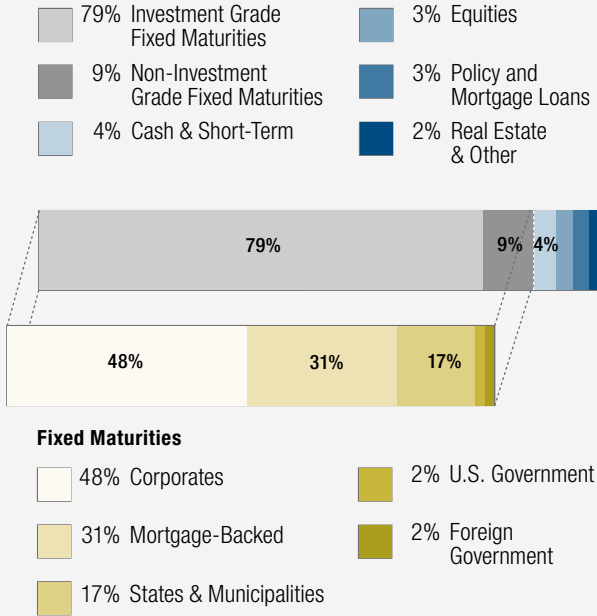
Industry Commercial Lines based on data from A.M. Best.

AFG's COR has been better than the industry average for twenty-three of the last

## Investments

Our investment philosophy is to focus on high-quality, liquid, diversified investments and to maximize return on a long-term basis, rather than focusing on short-term performance.

### Investment Portfolio As of September 30, 2011



Fixed income investments comprise 95% of the portfolio  
Fixed maturity portfolio is 90% investment grade (96% NAIC  
1-2)

More information about our investment portfolio may be found in an Invest-  
ment

Supplement posted on [www.AFGinc.com](http://www.AFGinc.com) in the Investor Relations section  
under Quarterly Investor Information.

### American Financial Group, Inc.

301 E. Fourth Street  
Cincinnati, OH 45202  
(513) 579-2121

The service marks used within this report are the property of American Financial Group, Inc. or subsidiaries, including but not limited to, the American Financial Group eagle logo and the word marks "Great American®", "Great American Insurance Group®" and the names of various products and services described within and offered by one of the members of the American Financial Group. For a complete list of all service marks owned by Great American, please visit the website [www.AFGinc.com](http://www.AFGinc.com). ©2011 American Financial Group, Inc. All rights reserved.

0199-03-AFG (11/11)