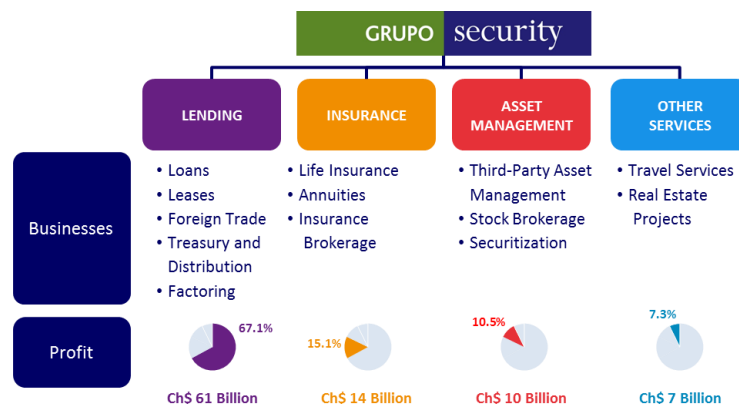


GRUPO SECURITY: Diversified Financial Group with Consistent Profitability and Expansion Opportunities in the

Grupo Security S.A. is a niche Chilean-based diversified financial group, offering banking, insurance, asset management and other services to large and medium-sized companies, and high-income individuals. Leveraging operational and financial synergies through organic growth and acquisitions, the Company has achieved a 5-year CAGR of 9.9% in net profit. In 2012, the Company began its regional expansion strategy in the Andean region. Grupo Security has been a public company for 22 years. As of December 31, 2017, Grupo Security serviced close to 231,000 customers and reported consolidated profits of Ch\$ 74,708 million.



Why Grupo Security?

Well-Established Brand in the Attractive Chilean Market. Chile offers market-friendly regulated industries with attractive growth potential and strong macroeconomic dynamics. Banco Security's (65% of Grupo Security's assets as of Dec'17) strategy centers on providing innovative and segmented products to a well-defined niche market of large and medium-sized companies and affluent individuals. The Chilean insurance market provides attractive opportunities with penetration levels at 5%, below the 8-11% in developed countries. Gross life written premiums for the sector have expanded at a 10-year CAGR of 10.9% in Ch\$. Chile also has a strong asset management industry, with mutual funds expanding at a 10.9% 10-year CAGR in Ch\$. Recognized for its client service, Banco Security ranks among the first Chilean banks in Customer Satisfaction.

Successful Track Record of Acquiring and Integrating Operations Capitalizing on Industry Consolidation Opportunities. Over the past 23 years, Grupo Security has successfully completed 12 strategic acquisitions for a total investment of US\$728 million, expanding its service offering and market share in its target segments while achieving significant synergies. The acquisition of the Cruz del Sur insurance, asset management and brokerage businesses in mid-2013 for approx. US\$300 million originally anticipated. In 2012, Grupo Security began its regional expansion strategy in the Andean region through the acquisition of the leading corporate travel agency in Peru to gain experience in that market and pave the way for further expansion. Early 2015 Grupo Security announced the US\$22.5 million acquisition of insurance company Protecta, the country's 7th largest life insurance company establishing a foothold in the Peruvian financial market.

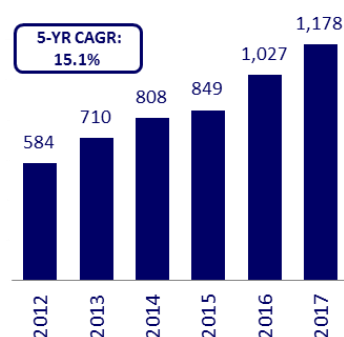
Expansion within the Andean Region Offers Long-Term Growth Potential. Peru offers one of the most attractive high-growth banking and insurance markets in LatAm, with low penetration of loans and insurance services. Despite high industry concentration, insurance to GDP stood at 1.7% in Dec'16, similar to that in Chile in 1990. Insurance system premiums and investments have expanded at a 10-year CAGR of 11% and 13% in US\$, respectively, compared with 8% and 7% in Chile. Furthermore, banking credit to GDP in Peru stood at 36% on Dec'16, compared with 81% in Chile, while system loans have expanded at a 10-year CAGR of 13.3% in US\$, compared with 7.0% in Chile. Expected GDP growth of 4.0% for 2018, ahead of most other countries in LatAm, low inflation and a growing middle class also support growth. Peru's legal, regulatory and operational environment shares similarities with Chile promoting the development of this market.

Consistent Financial Performance Leveraging Operating and Financial Synergies. Through a combination of organic growth and acquisitions, a strategy based on segmentation and innovation, and leveraging our strong corporate brand and client loyalty, we have reported consistent profitability since 1991, achieving a 9.9% CAGR in profits over the past 5 years, and ROE of 11.6% in 2017. All businesses contributed to this performance, with the lending area reporting a 11.4% 5-year CAGR. As of Dec'17, profit at our asset management area reached Ch\$ 9,637 million, 10.5% of the profits of the business areas of Grupo Security, and our life insurance business reported profit of Ch\$ 13,797 million, 15.1% of the profits of the business areas of Grupo Security, synergies achieved from our last acquisitions.

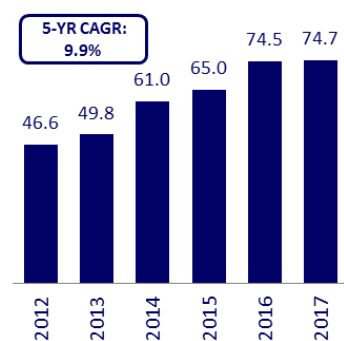
Solid Balance Sheet Supported by Conservative Financial Policies and Risk Management. Grupo Security maintains a strong balance sheet with a stable debt to equity ratio of 33% on average for the last 10 years. The company has been supported by a group of long-term shareholders, which hold 72% of the shares outstanding and have exhibited a strong commitment with ten capital increases totaling US\$875 million since 1991. Banco Security maintains strong asset quality with risk levels consistently below industry average. As of Dec'17, the bank posted NPL and coverage ratios of 1.38% and 121% respectively, driven by tight credit standards and exposure to corporate and high-income clients, below the 1.88% and 129% NPL and coverage ratio registered for the industry.

Consistent Track Record of Financial Results

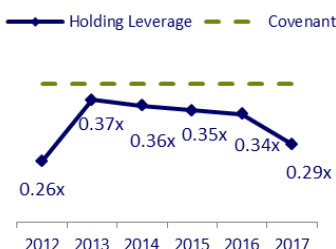
ONGOING REVENUE GROWTH (CH\$ BILLION)



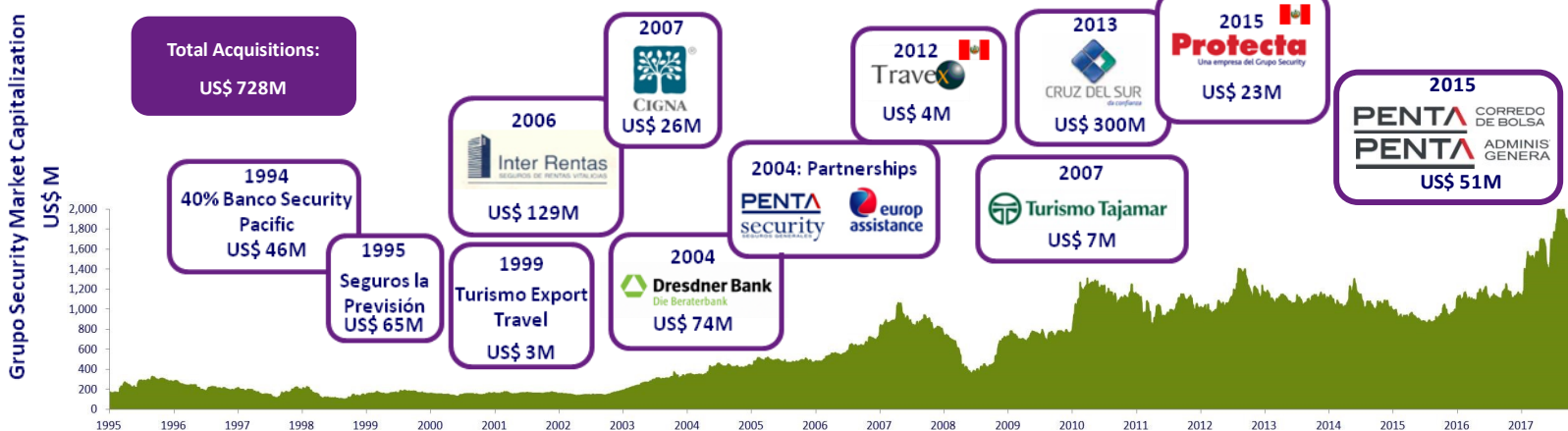
CONSISTENT PROFITABILITY (CH\$ BILLION)



WELL CAPITALIZED TO SUPPORT GROWTH



Timeline: Expanding in Niche Markets Through Organic Growth & Acquisitions



Key Financial Figures

	2012	2013	2014	2015	2016	2017	% Chg
BALANCE SHEET DATA (In Ch\$ million)							
Banco - Total Loans	3,021,470	3,341,485	3,715,979	4,056,096	4,462,332	4,834,290	8.3%
Inversiones - Asset Under Management	1,443,451	2,418,176	2,840,498	2,859,612	3,644,513	4,506,967	23.7%
Banco - Deposits	2,701,401	2,724,441	3,089,667	3,301,524	3,621,838	3,601,230	-0.6%
Grupo - Shareholders' Equity	397,790	467,004	522,718	551,653	585,628	704,910	20.4%
INCOME STATEMENT DATA (In Ch\$ million)							
Grupo - Revenues	584,193	710,361	808,422	848,633	1,026,690	1,177,768	14.7%
Banco - Net interest Margin	67,838	82,685	118,379	133,403	135,924	154,343	13.6%
Banco - Treasury Profit	2,820	3,989	26,417	15,382	18,954	21,456	13.2%
Vida - Gross Written Premium	158,386	227,312	235,604	242,144	348,517	446,838	28.2%
Vida - Claims and Pensions Paid	-136,952	-209,336	-218,648	-203,665	-267,411	-364,989	36.5%
Banco - Net Fees	28,584	34,255	38,448	48,334	53,403	56,981	6.7%
Banco - Net Provision Expenses	-16,241	-26,399	-29,324	-44,118	-27,777	-42,026	51.3%
Banco - Support Expenses	-73,005	-78,448	-93,254	-97,842	-128,935	-123,591	-4.1%
Banco - Gross Operating Result	133,495	147,291	190,807	203,524	217,144	248,587	14.5%
Grupo - Profit	46,561	49,843	61,010	65,022	74,522	74,708	0.2%
RATIOS							
Banco - Net Interest Margin	2.4%	2.6%	3.4%	3.4%	3.4%	3.3%	-3.07 p
Banco - Efficiency Ratio	54.7%	53.3%	48.9%	48.1%	59.3%	49.7%	-957.23 p
Grupo - Return on Average Assets	0.90%	0.82%	0.84%	0.80%	0.83%	0.78%	-5.09 p
Grupo - Return on Average Equity	12.0%	11.5%	12.3%	12.1%	13.1%	11.6%	-152.76 p
Banco - Non-Performing Loans/Total Loans	1.33%	1.10%	1.48%	1.54%	1.43%	1.38%	-5.08 p
Banco - Risk Index (Allowances / Total Loans)	1.38%	1.39%	1.59%	1.83%	1.81%	1.67%	-14.20 p
Banco - Cost of Risk (Net Prov. Exp. / Total Loans)	-0.54%	-0.79%	-0.79%	-1.09%	-0.62%	0.87%	149.18 p
Banco - Risk-Weighted Assets (In Ch\$ million)	3,477,660	3,767,299	4,349,416	4,704,745	5,020,477	5,360,129	6.8%
Banco - Core Capital/ Total Assets	6.17%	6.32%	6.77%	6.63%	7.10%	8.10%	99.40 p
Banco - Regulatory Capital/ RWA	11.92%	12.19%	12.47%	12.10%	13.22%	14.02%	79.74 p
OPERATIONS							
Grupo - Associates	2,903	3,427	3,578	3,901	3,767	3,887	3.2%
Grupo - Customers	152,810	154,167	188,394	219,701	226,943	230,995	1.8%

Solid Credit Ratings

	Grupo Security	Banco Security	Vida Security	Factoring Security	Inv. Seguros Security
Fitch Ratings (local)	A+	AA-	AA-	A+	A+
ICR (local)	AA-	AA	AA	AA-	A+
Standard & Poors (international)	BBB / A-3				

INVESTOR RELATIONS CONTACTS

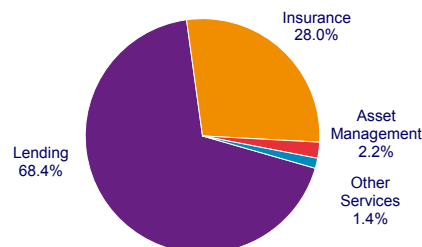
Marcela Villafaña
+562-2584 4198
María Belén Abarca
+562-2584 4799
investorrelations@security.cl

Pedro Bralic
+562-2584 4938

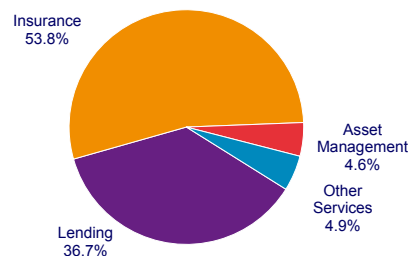
Safe Harbor: This report contains results of the different business units, which are not guarantees of future results and are subject to significant risks and uncertainty. They may be affected by a number of unforeseen factors such as changes in global economic conditions, changes in market conditions, regulatory changes, actions by competitors and operational and financial risks inherent to the financial services business.

Performance by Business Unit

ASSETS BUSINESS AREAS
Ch\$ 9,847,053 MILLION (AS OF DEC 31 '17)



REVENUE BUSINESS AREAS
Ch\$ 1,185,190 MILLION (AS OF DEC 31 '17)



PROFIT BUSINESS AREAS
Ch\$ 91,484 MILLION (AS OF DEC 31 '17)

