



Q2 2017 Earnings Call & Webcast August 3, 2017

To be recognized as the standard bearer for safely delivering customer focused solutions primarily through the development and application of technologies to enhance wood.

Changing Perceptions. Advancing Our Culture.



Forward Looking Statement

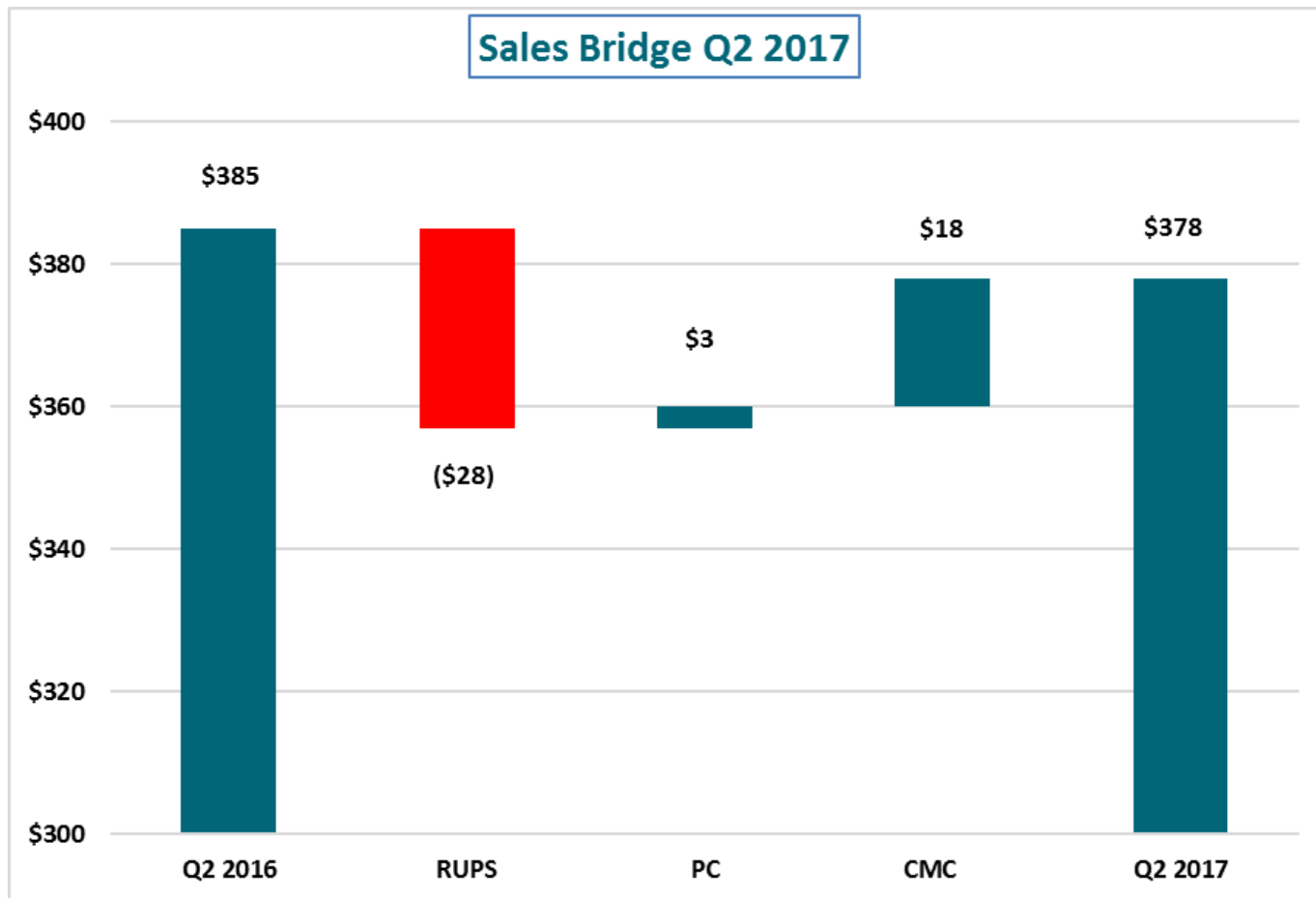
Certain statements in this presentation are "forward-looking statements" within the meaning of the Private Securities Litigation Reform Act of 1995 and may include, but are not limited to, statements about sales levels, acquisitions, restructuring, profitability and anticipated synergies, expenses and cash outflows. All forward-looking statements involve risks and uncertainties. All statements contained herein that are not clearly historical in nature are forward-looking, and words such as "believe," "anticipate," "expect," "estimate," "may," "will," "should," "continue," "plans," "potential," "intends," "likely," "outlook," "guidance," "forecast," or other similar words or phrases are generally intended to identify forward-looking statements. Any forward-looking statement contained herein, in press releases, written statements or documents filed with the Securities and Exchange Commission, or in Koppers communications with and discussions with investors and analysts in the normal course of business through meetings, phone calls and conference calls, regarding expectations with respect to sales, earnings, cash flows, operating efficiencies, restructurings, the benefits of acquisitions and divestitures or other matters as well as financings and debt reduction, are subject to known and unknown risks, uncertainties and contingencies. Many of these risks, uncertainties and contingencies are beyond our control, and may cause actual results, performance or achievements to differ materially from anticipated results, performance or achievements. Factors that might affect such forward-looking statements, include, among other things, the impact of changes in commodity prices, such as oil and copper, on product margins; general economic and business conditions; potential difficulties in protecting our intellectual property; the ratings on our debt and our ability to repay or refinance outstanding indebtedness; our ability to operate within the limitations of our debt covenants; potential impairment of our goodwill and/or long-lived assets; demand for Koppers goods and services; competitive conditions; interest rate and foreign currency rate fluctuations; availability of key raw materials and unfavorable resolution of claims against us, as well as those discussed more fully elsewhere in this presentation and in documents filed with the Securities and Exchange Commission by Koppers, particularly our latest annual report on Form 10-K and subsequent filings. Any forward-looking statements in this presentation speak only as of the date of this presentation, and we undertake no obligation to update any forward-looking statement to reflect events or circumstances after that date or to reflect the occurrence of unanticipated events.

Q2 2017 Results

Q2 Sales of \$378M; Slightly Lower Year-over-Year



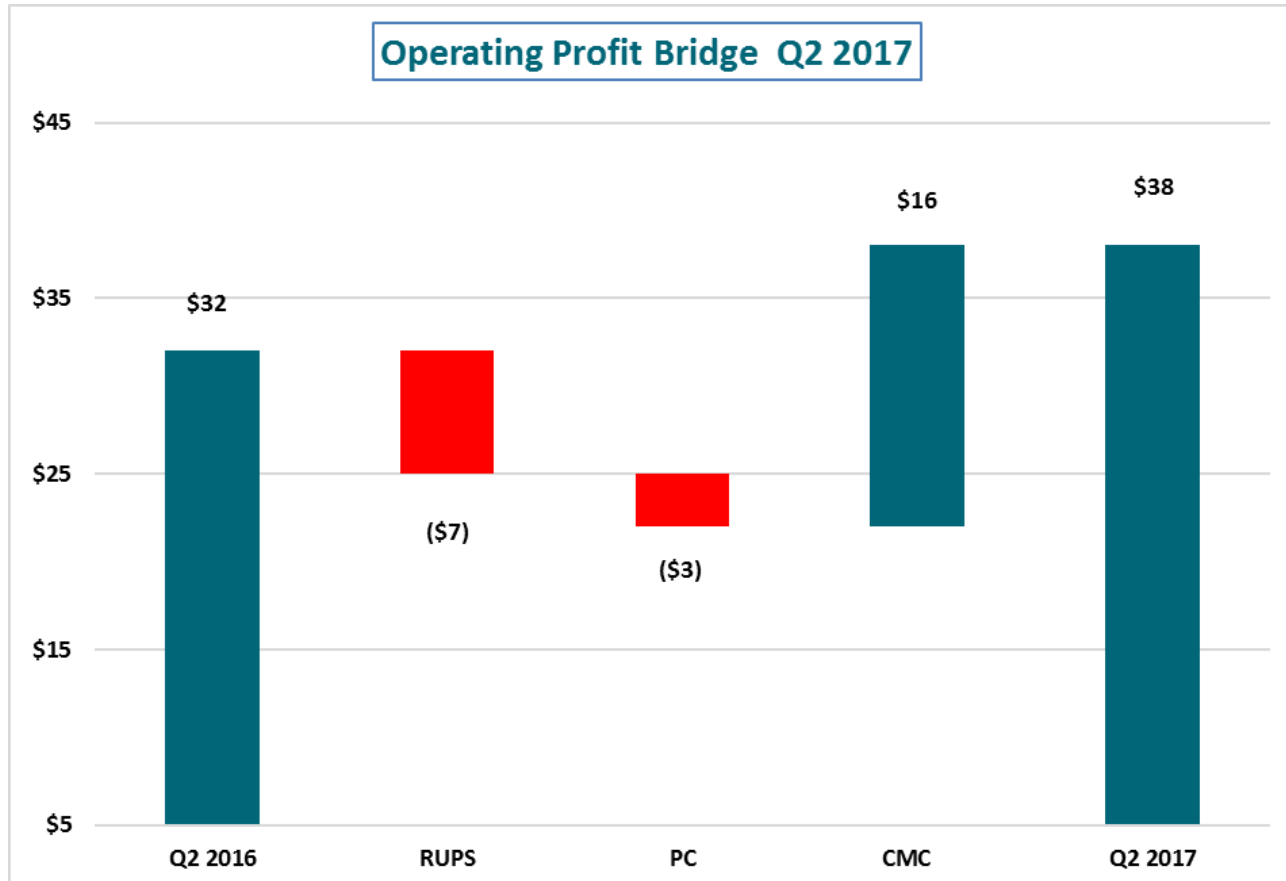
(\$ in millions)



Q2 Operating Profit of \$38M; Improved Profitability Year-Over-Year



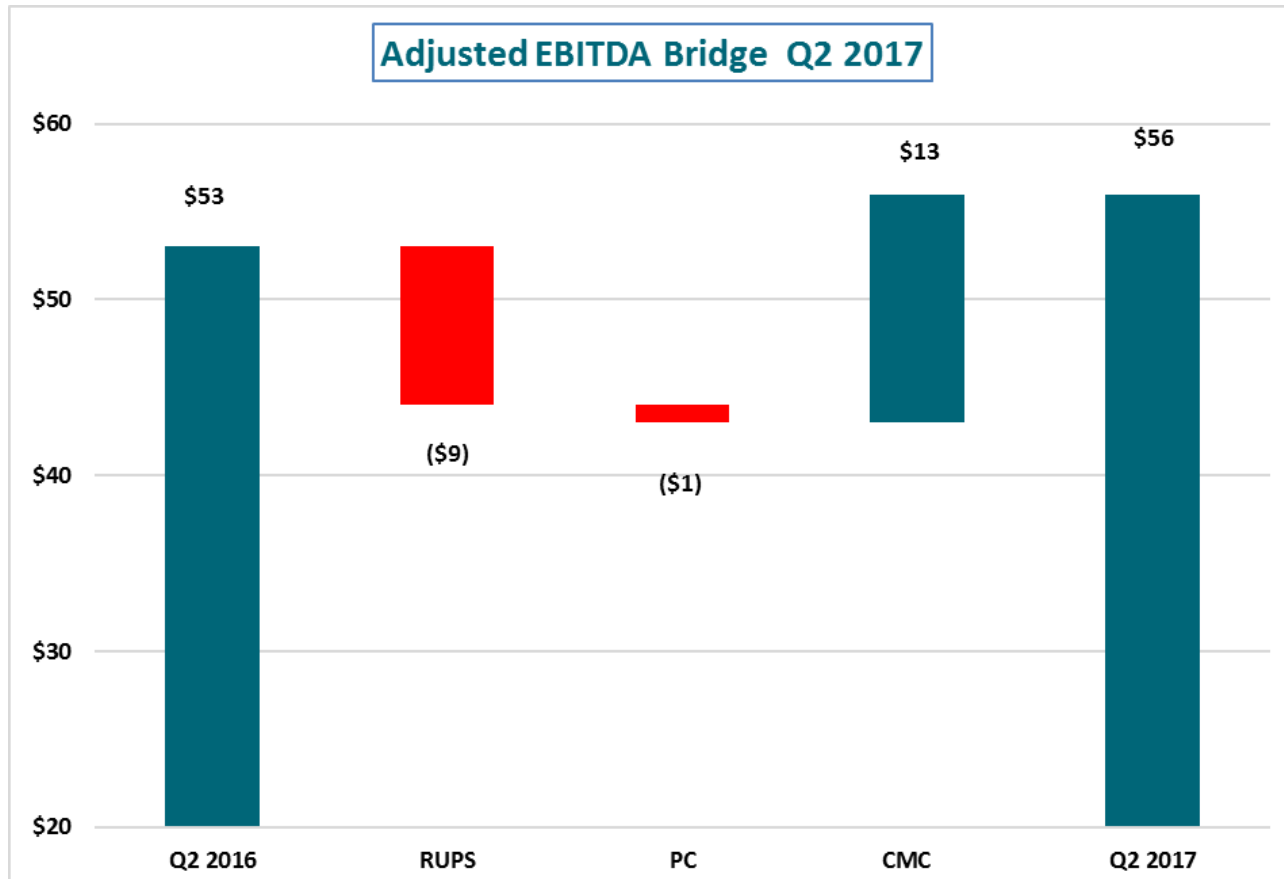
(\$ in millions)



Q2 EBITDA of \$56M; CMC Profitability Improved Significantly



(\$ in millions)



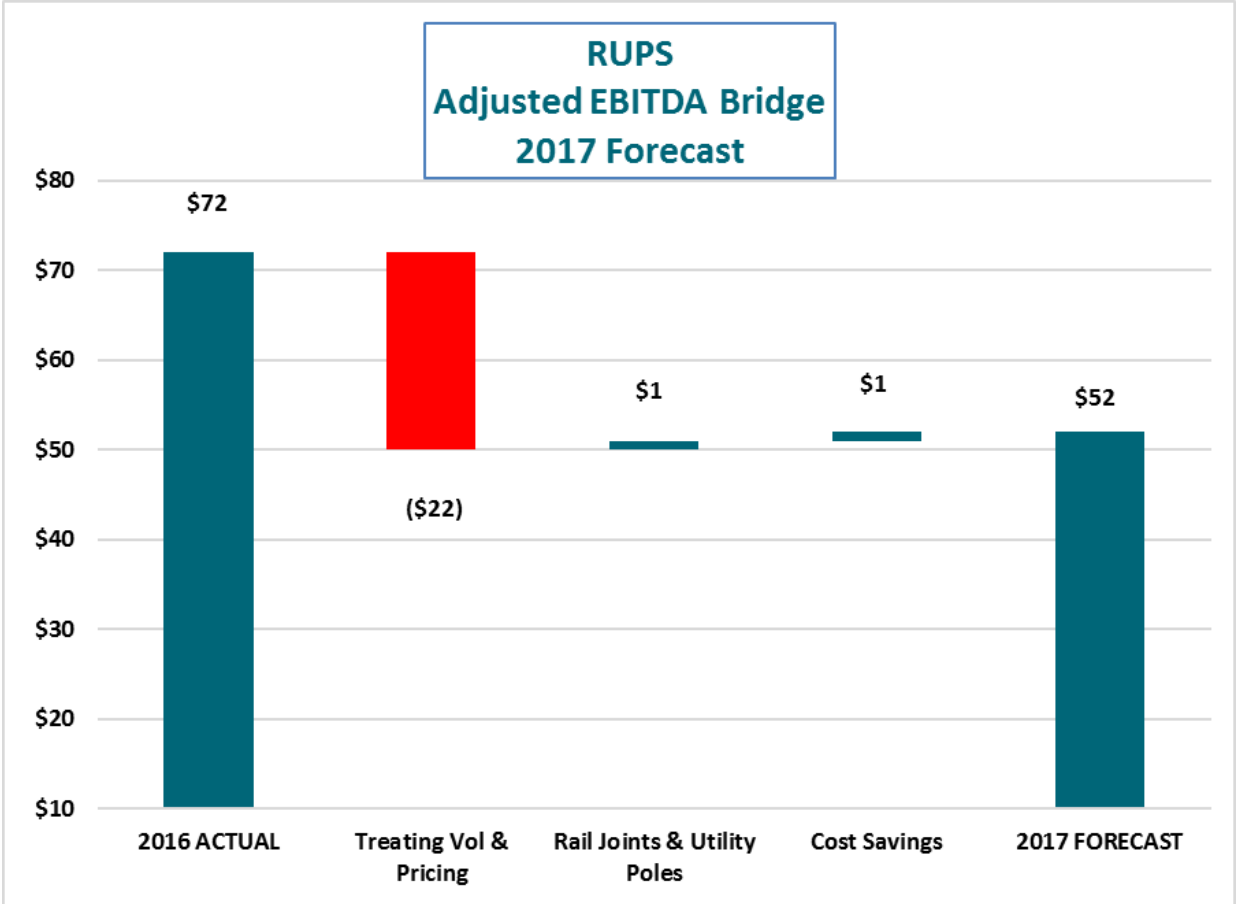
2017 Guidance

2017 EBITDA Forecast: RUPS

Lower Treating Volumes & Commercial Pricing



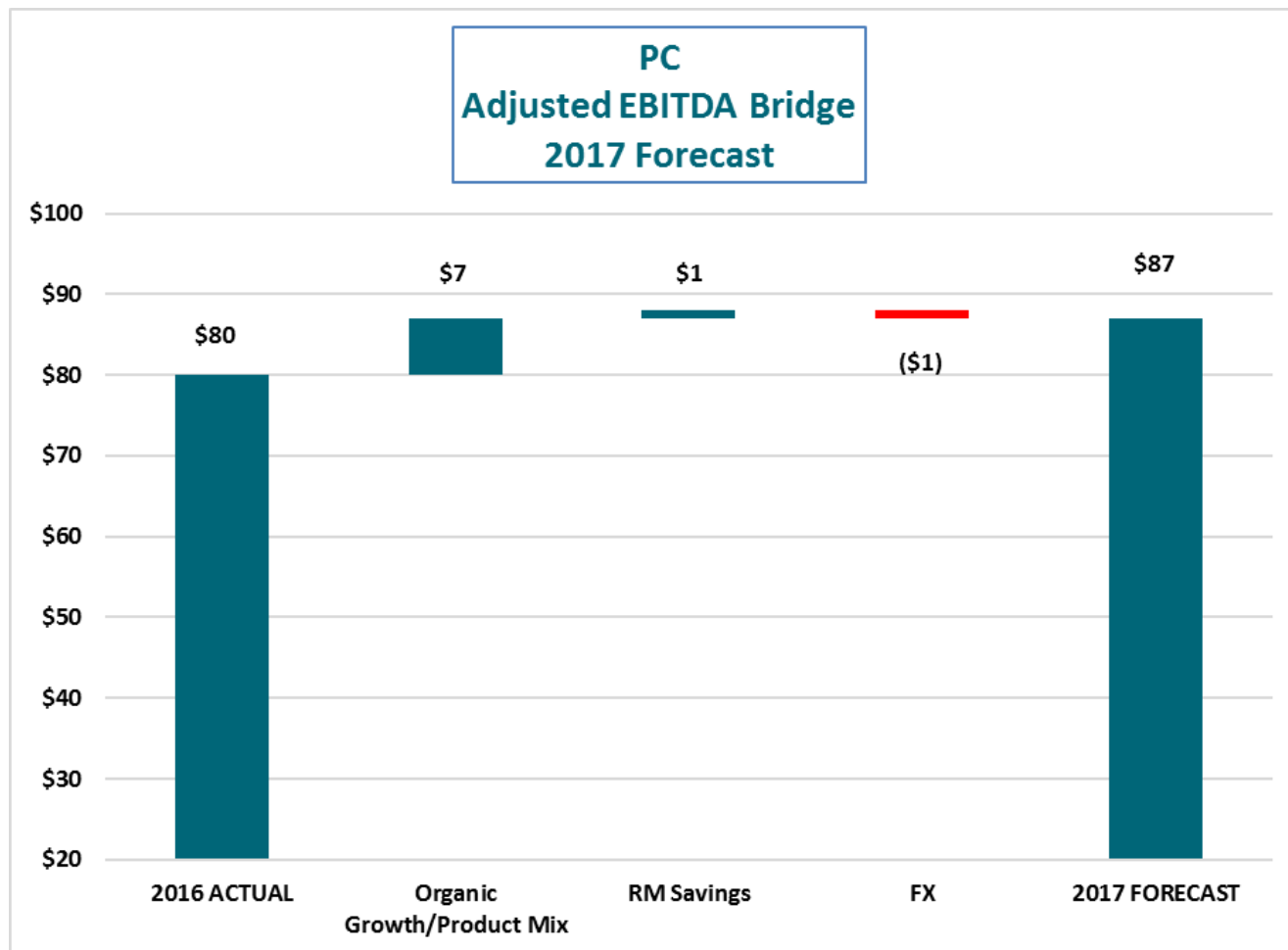
(\$ in millions)



2017 EBITDA Forecast: PC Ongoing Growth in Repair & Remodel Markets



(\$ in millions)

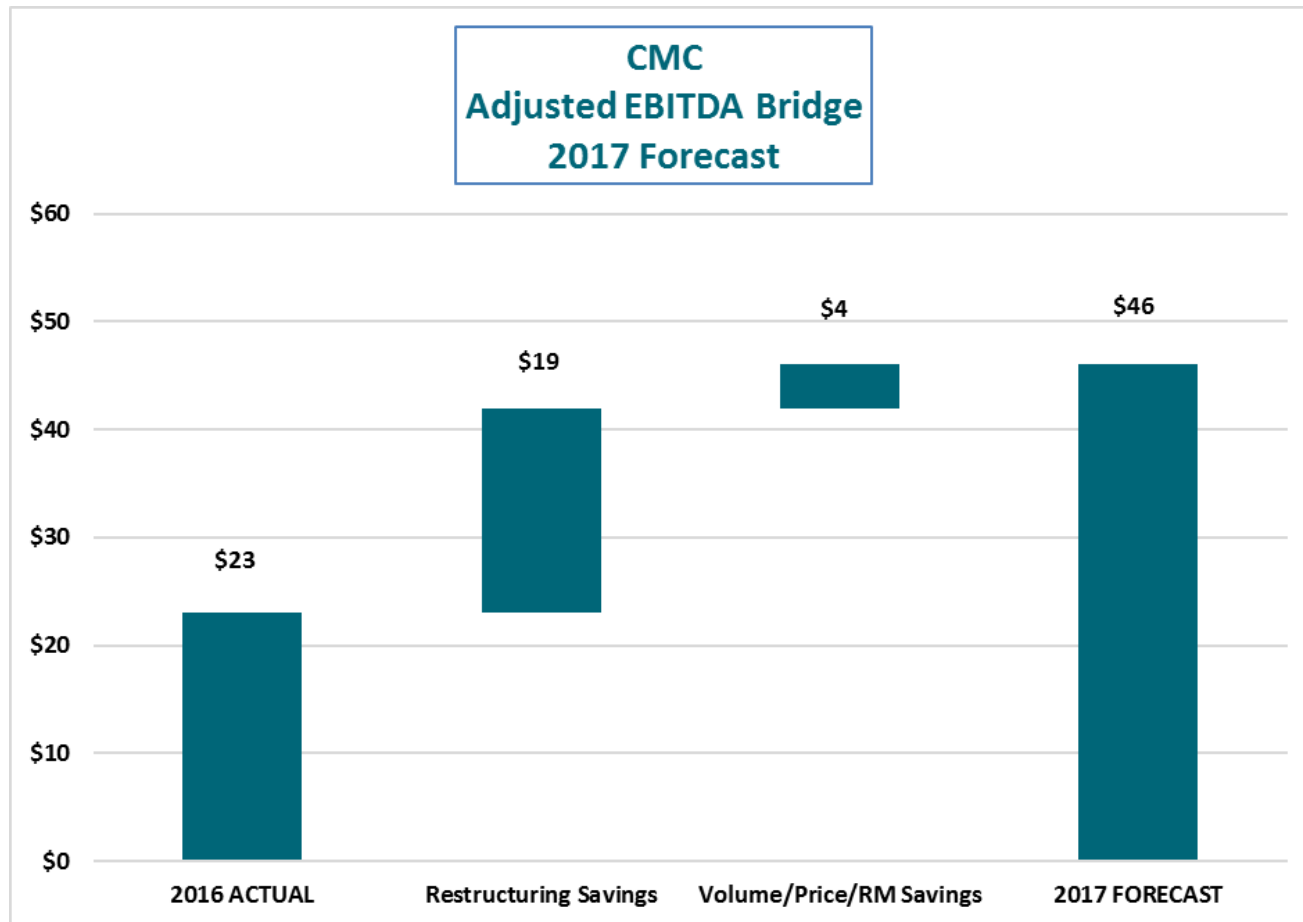


2017 EBITDA Forecast: CMC

Lower Cost Structure; Higher Profitability



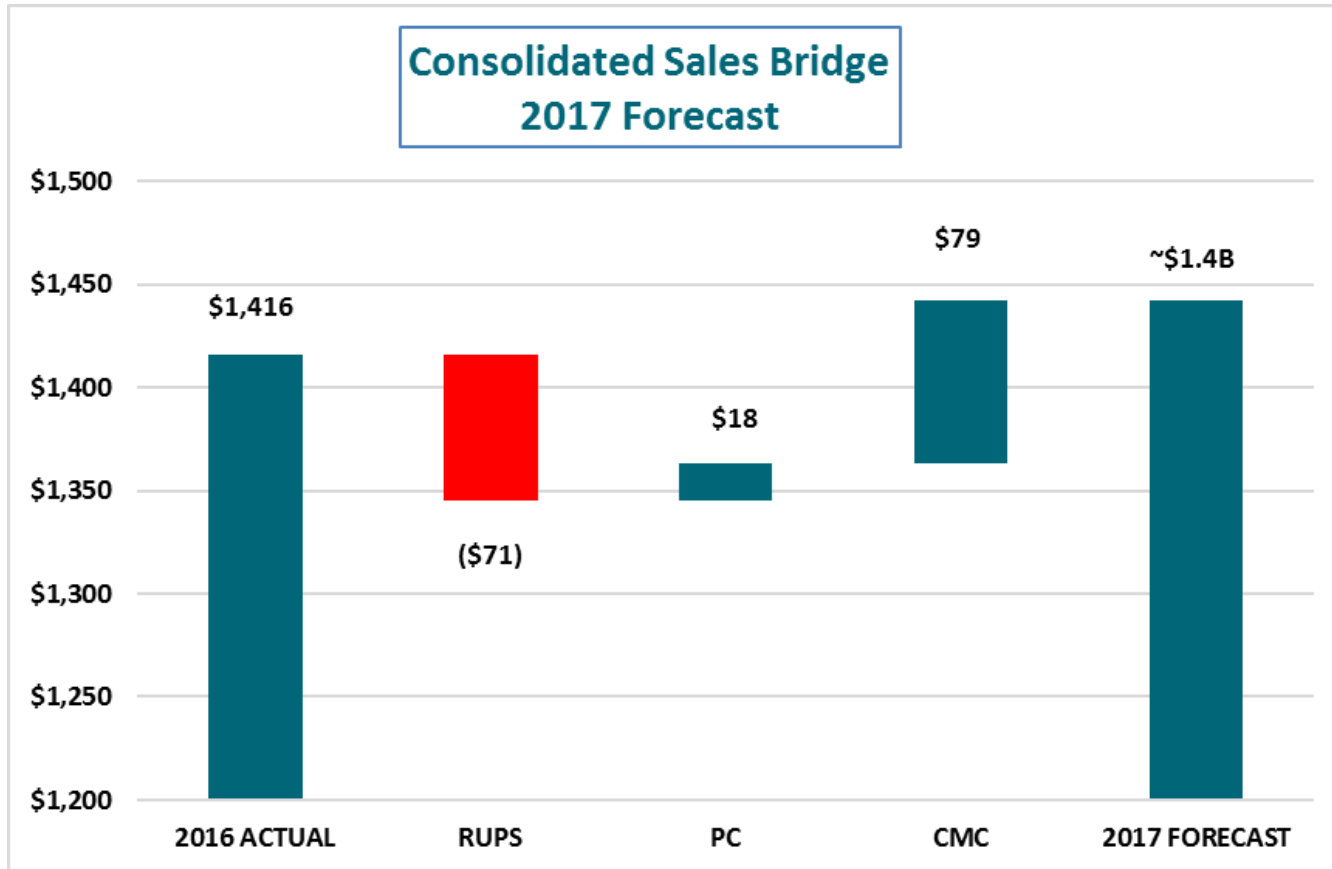
(\$ in millions)



2017 Sales Forecast of ~\$1.4B



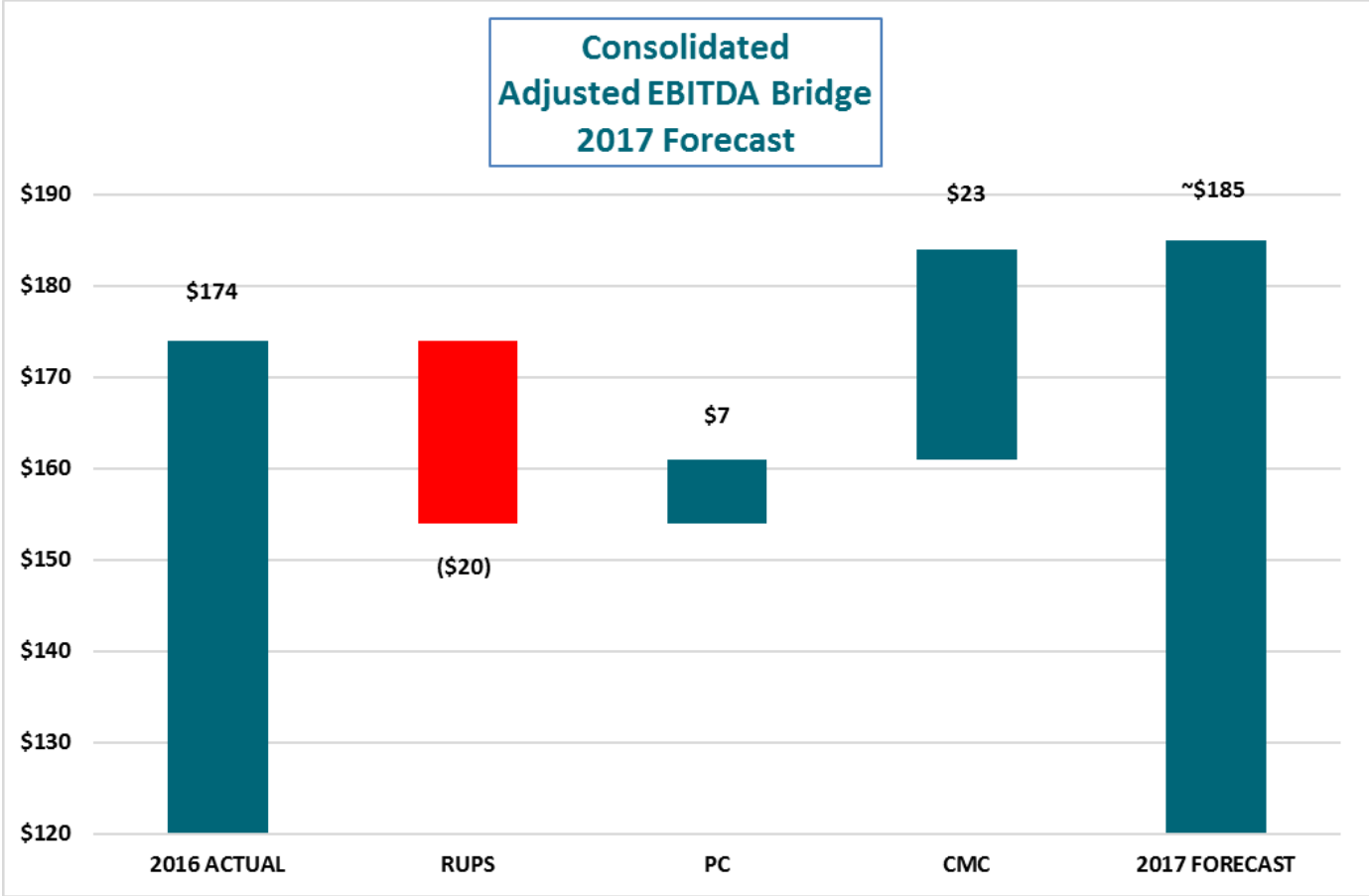
(\$ in millions)



2017 EBITDA Forecast: Profitability Reflects Improved Business Model



(\$ in millions)



Q&A Session

Appendix

Non-GAAP Measures and Guidance

This presentation includes unaudited “non-GAAP financial measures” as defined in Regulation G under the Securities Exchange Act of 1934, including adjusted EBITDA. Koppers believes that the presentation of non-GAAP financial measures such as adjusted EBITDA provide information useful to investors in understanding the underlying operational performance of the company, its business and performance trends and facilitates comparisons between periods and with other corporations in similar industries. The exclusion of certain items permits evaluation and a comparison of results for ongoing business operations, and it is on this basis that Koppers management internally assesses the company's performance. In addition, the Board of Directors and executive management team use adjusted EBITDA and adjusted earnings per share as performance measures under the company's annual incentive plans.

Although Koppers believes that these non-GAAP financial measures enhance investors' understanding of its business and performance, these non-GAAP financial measures should not be considered an alternative to GAAP basis financial measures and should be read in conjunction with the relevant GAAP financial measure. Other companies in a similar industry may define or calculate these measures differently than the company, limiting their usefulness as comparative measures. Because of these limitations, these non-GAAP financial measures should not be considered in isolation from, or as substitutes for performance measures calculated in accordance with GAAP.

For the company's guidance, adjusted EBITDA excludes restructuring, impairment, non-cash LIFO charges, and non-cash mark-to-market commodity hedging. The forecasted amounts for these items cannot be reasonably estimated due to their nature, but may be significant. For that reason, the company is unable to provide GAAP earnings estimates at this time. Final results could also be affected by various other factors that management is unaware of at this time.

References to historical EBITDA herein means adjusted EBITDA, for which the company has provided calculations and reconciliations in the Appendix.

Unaudited Reconciliation of Operating Profit To EBITDA and Adjusted EBITDA



UNAUDITED RECONCILIATION OF OPERATING PROFIT TO EBITDA AND ADJUSTED EBITDA (In millions)

	<i>Three months ended June 30, 2017</i>				
	<i>RUPS</i>	<i>PC</i>	<i>CMC</i>	<i>Corporate Unallocated</i>	<i>Consolidated</i>
Operating profit	\$ 11.0	\$ 19.6	\$ 7.8	\$ (0.8)	\$ 37.6
Other income (loss)	(0.1)	0.5	(0.3)	0.6	0.7
Depreciation and amortization	2.9	4.5	4.3	-	11.7
Depreciation in impairment and restructuring charges	-	-	2.0	-	2.0
EBITDA with noncontrolling interest	\$ 13.8	\$ 24.6	\$ 13.8	\$ (0.2)	\$ 52.0
Unusual items impacting EBITDA:					
CMC restructuring	-	-	4.7	-	4.7
Non-cash LIFO benefit	(0.3)	-	(0.4)	-	(0.7)
Mark-to-market commodity hedging (non-cash)	-	(0.3)	-	-	(0.3)
Adjusted EBITDA	\$ 13.5	\$ 24.3	\$ 18.1	\$ (0.2)	\$ 55.7
<i>Adj. EBITDA % of Consolidated Adj. EBITDA (excluding corporate unallocated)</i>	<i>24.2%</i>	<i>43.5%</i>	<i>32.4%</i>		

Unaudited Reconciliation of Operating Profit To EBITDA and Adjusted EBITDA



UNAUDITED RECONCILIATION OF OPERATING PROFIT TO EBITDA AND ADJUSTED EBITDA (In millions)

Three months ended June 30, 2016

	RUPS		PC		CMC		Corporate		Consolidated	
							Unallocated			
Operating profit	\$	18.5	\$	22.4	\$	(8.3)	\$	(0.6)	\$	32.0
Other income (loss)		(0.3)		0.6		(0.3)		0.4		0.4
Depreciation and amortization		3.1		4.8		5.2		-		13.1
Depreciation in impairment and restructuring charges		0.8		-		0.9		-		1.7
EBITDA with noncontrolling interest	\$	22.1	\$	27.8	\$	(2.5)	\$	(0.2)	\$	47.2
Unusual items impacting EBITDA:										
CMC restructuring		-		-		9.2		-		9.2
Loss on sale of RUPS businesses		0.1		-		-		-		0.1
RUPS treating plant closures		0.6		-		-		-		0.6
Non-cash LIFO benefit		(0.3)		-		(1.5)		-		(1.8)
Reimbursement of environmental costs		-		(2.7)		-		-		(2.7)
Adjusted EBITDA	\$	22.5	\$	25.1	\$	5.2	\$	(0.2)	\$	52.6
<i>Adj. EBITDA % of Consolidated Adj. EBITDA (excluding corporate unallocated)</i>		42.6%		47.5%		9.8%				



Koppers Holdings Inc.

436 Seventh Avenue
Pittsburgh, PA 15219-1800

Koppers is an integrated global provider of treated wood products, wood treatment chemicals and carbon compounds for the railroad, specialty chemical, utility, residential lumber, agriculture, aluminum, steel, rubber, and construction industries. Headquartered in Pittsburgh, Pennsylvania, we serve our customers through a comprehensive global manufacturing and distribution network, with facilities located in North America, South America, Australasia, China and Europe.

Stock Exchange Listing

NYSE: KOP

Investor Relations and Media Information


Ms. Quynh McGuire
Director, Investor Relations and
Corporate Communications
412 227 2049
McGuireQT@koppers.com




Responsible Care®

Koppers is a member of the
American Chemistry Council.

KOPPERS
World Headquarters
Pittsburgh, Pennsylvania,
USA





Koppers is an integrated global provider of treated wood products, wood treatment chemicals and carbon compounds for the railroad, specialty chemical, utility, residential lumber, agriculture, aluminum, steel, rubber, and construction industries. Headquartered in Pittsburgh, Pennsylvania, we serve our customers through a comprehensive global manufacturing and distribution network, with facilities located in North America, South America, Australasia, China and Europe.

koppers.com

