

2016 THIRD QUARTER SAFETY & SERVICE MEASUREMENTS

CSX Key Performance Measures Definitions

FRA Personal Injury Rate

Number of FRA-reportable injuries per 200,000 man-hours.

FRA Train Accident Rate

Number of FRA-reportable train accidents per million train-miles.

On-Time Originations

Percent of scheduled road trains that depart the origin yard on-time or ahead of schedule.

On-Time Arrivals

Percent of scheduled road trains that arrive at the next yard on-time to two hours late (30 minutes for intermodal trains).

Terminal Dwell

Amount of time in hours between car arrival at and departure from the terminal. It does not include cars moving through the terminal on the same train.

Freight Cars On Line

A count of all freight cars on the CSX network (does not include locomotives, cabooses, trailers, containers or maintenance equipment).

Train Velocity

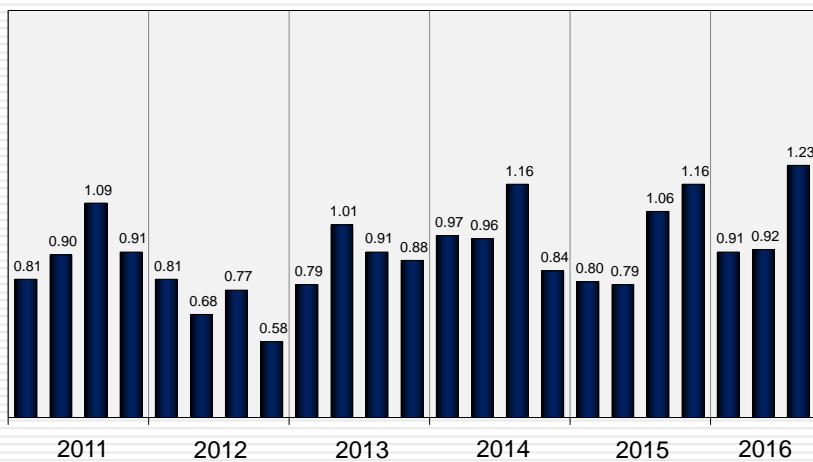
Average train speed between terminals in miles per hour (does not include locals, yard jobs, work trains or passenger trains).

Third Quarter 2016 versus Third Quarter 2015

Safety and Service Measurements	Third Quarter Ended		Improvement (Deterioration) %
	9/23/2016	9/25/2015	
FRA Personal Injury Rate	1.23	1.06	(16)
FRA Train Accident Rate	2.22	2.88	23
On-Time Originations	84%	76%	11
On-Time Arrivals	64%	54%	19
Terminal Dwell (Hours)	25.6	25.2	(2)
Freight Cars On Line	207,964	204,082	(2)
Train Velocity (Miles per Hour)	20.8	20.5	1

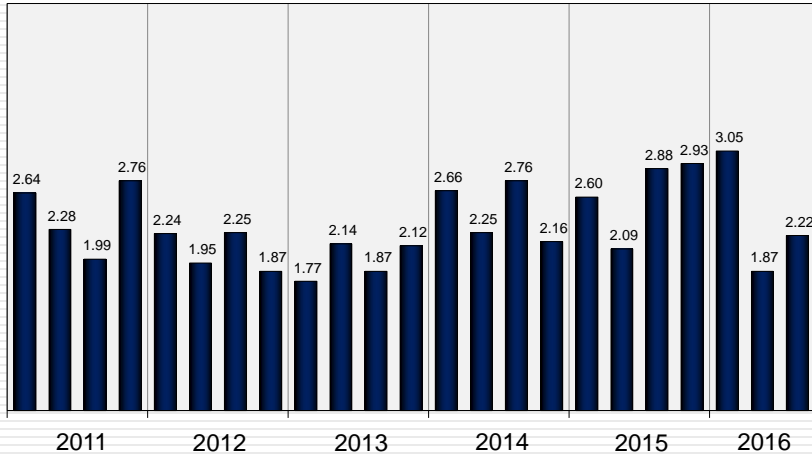
Certain operating statistics are estimated and can continue to be updated as actuals settle.

FRA Personal Injury Rate (per 200,000 man hours)



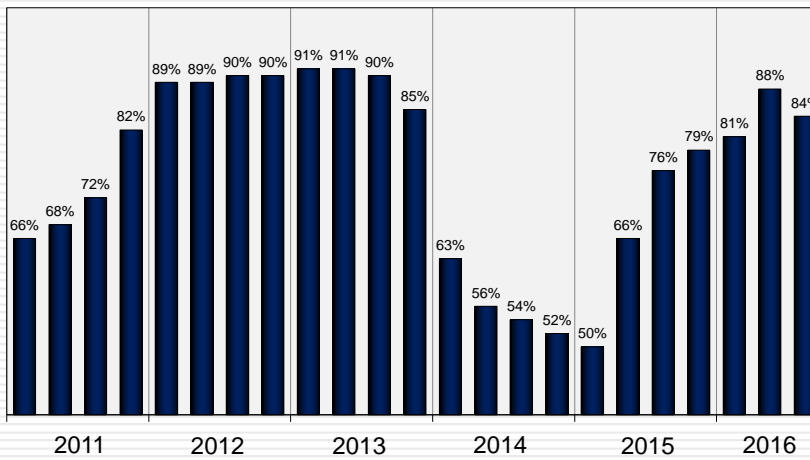
Certain operating statistics are estimated and can continue to be updated as actuals settle.

FRA Train Accident Rate (per million train miles)

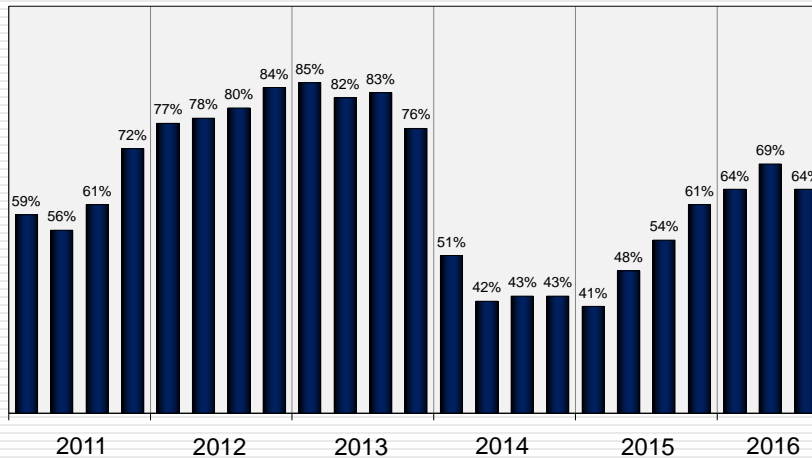


Certain operating statistics are estimated and can continue to be updated as actuals settle.

On-Time Originations (percent of trains leaving the yards on-time)



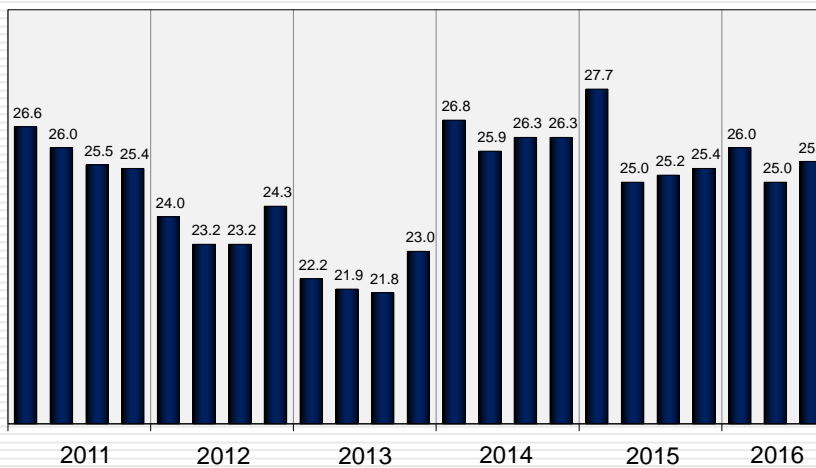
On-Time Arrivals (percent of trains arriving at yards on-time)



7

How tomorrow moves **CSX**

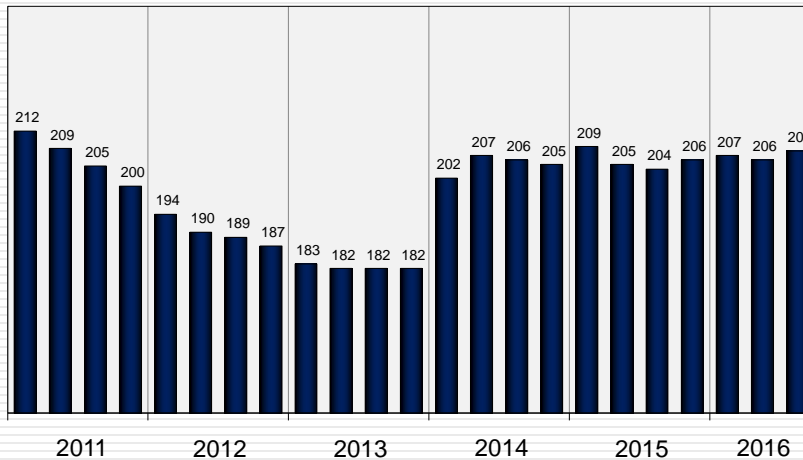
Terminal Dwell (hours)



8

How tomorrow moves **CSX**

Freight Cars On Line (cars in thousands)



Note: In Feb. 2014, the AAR corrected a counting error that was present in the industry Cars On Line number since 2011. The correction increased the CSX Cars On Line count by approximately 14,000 cars.

Train Velocity (miles per hour)

