



Second Quarter Earnings

JULY 23, 2014



AGENDA

- IDEX Strategic Priorities
- Q2 2014 Financial Performance
- Q2 2014 Segment Performance
 - Fluid & Metering
 - Health & Science
 - Fire & Safety / Diversified
- Guidance Update
- Q&A

REPLAY INFORMATION

- Dial toll-free: 877.660.6853
- International: 201.612.7415
- Conference ID: #13583593
- Log on to: www.idexcorp.com

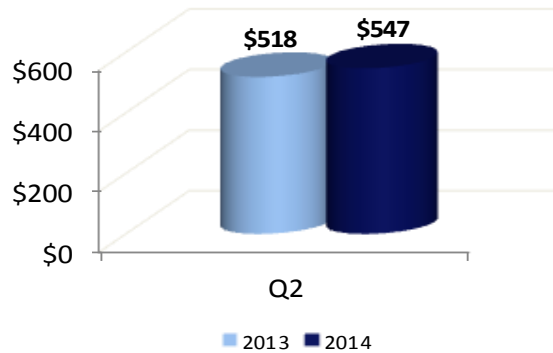
Cautionary Statement Under the Private Securities Litigation Reform Act

This presentation and discussion will include forward-looking statements.

Our actual performance may differ materially from that indicated or suggested by any such statements. There are a number of factors that could cause those differences, including those presented in our most recent annual report and other company filings with the SEC.

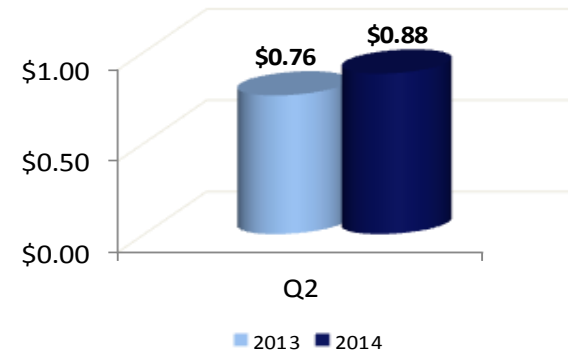
Revenue

Organic: 4% growth



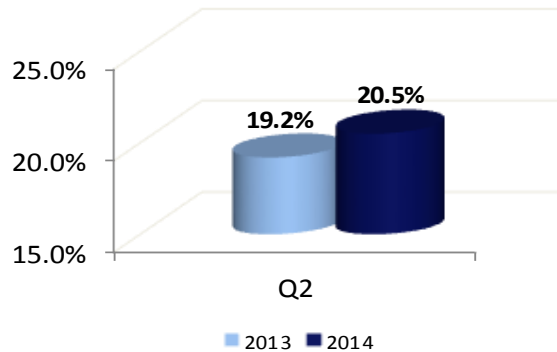
EPS

16% growth



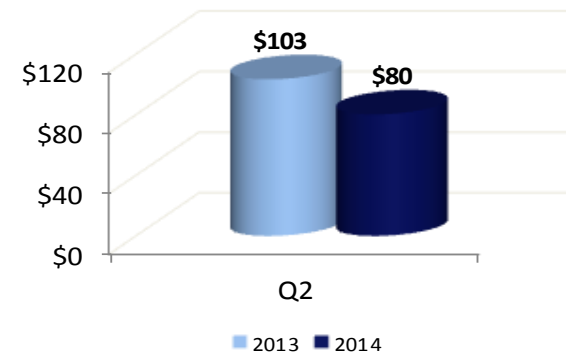
Operating Margin

130 bps expansion



Free Cash Flow

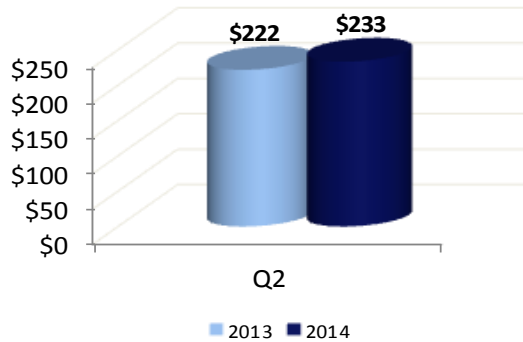
22% decrease



Solid organic growth and margin expansion deliver 16 percent EPS growth

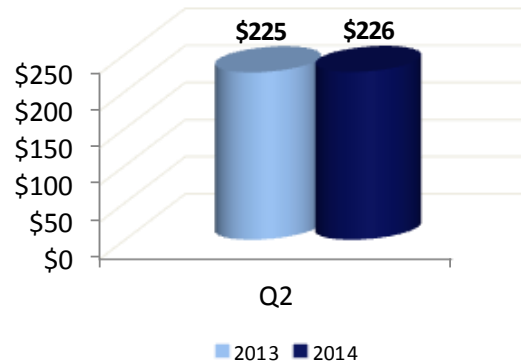
Orders

Organic: 3% growth



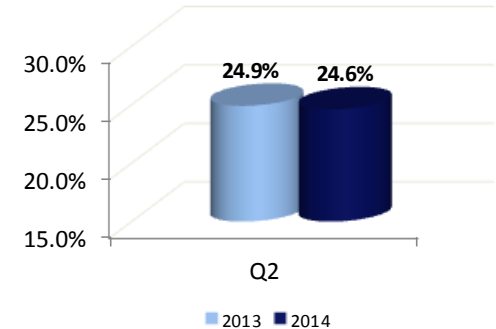
Revenue

Organic: 2% decrease



Operating Margin

30 bps contraction



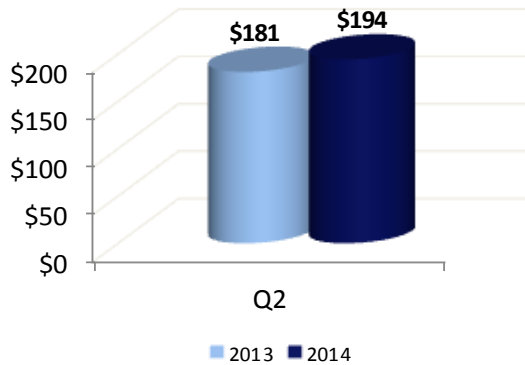
Q2 Revenue Mix:	Change
Organic	-2%
Acquisition	1%
Fx	<u>1%</u>
Total	0%

Q2 Summary:

- ❑ Solid organic order growth has built a healthy backlog and positions us well going forward
- ❑ Energy and Chemical markets have experienced demand volatility due to large project delays
- ❑ Water Services continues to deliver strong results as they take share, expand into new geographies and introduce new products
- ❑ Agriculture outlook is soft, as anticipated, driven by bumper crop and lower corn and soybean prices

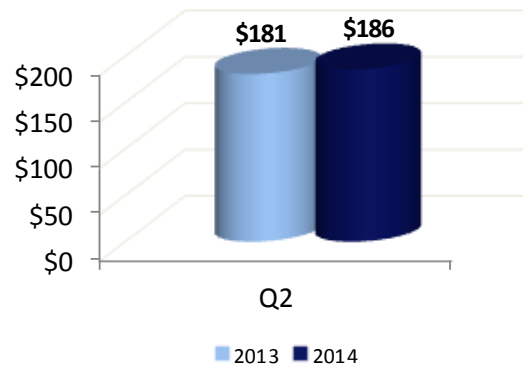
Orders

Organic: 5% growth



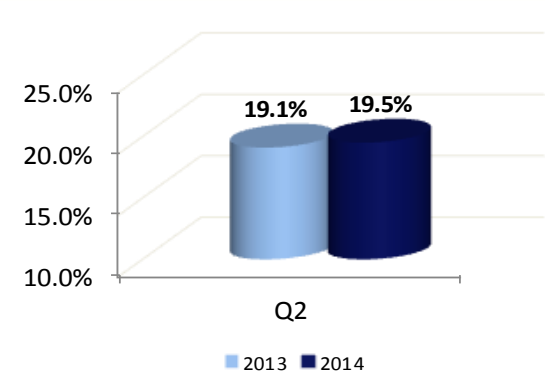
Revenue

Organic: 1% growth



Operating Margin

40 bps expansion



Q2 Revenue Mix:		
Organic		1%
Acquisition		0%
Fx		<u>2%</u>
Total		3%

Q2 Summary:

- ❑ IOP orders rebounded in the second quarter on the strength of the life sciences, industrial and semiconductor markets
- ❑ MPT continues to see increased orders in Asia for industrial and pharmaceutical applications
- ❑ Scientific Fluidics paused after 18 months of growth, but our strong position in the product cycle and development platforms should deliver future results
- ❑ Industrial business growth is driven by the success of new products and entrance into new markets

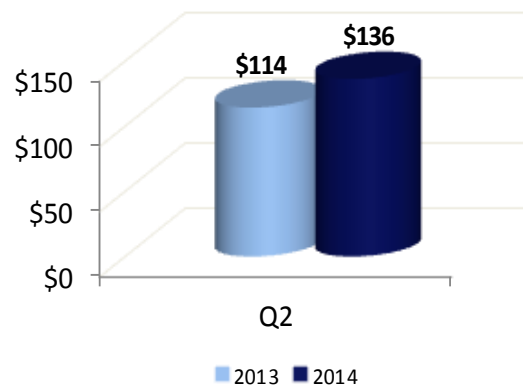
Orders

Organic: 17% growth



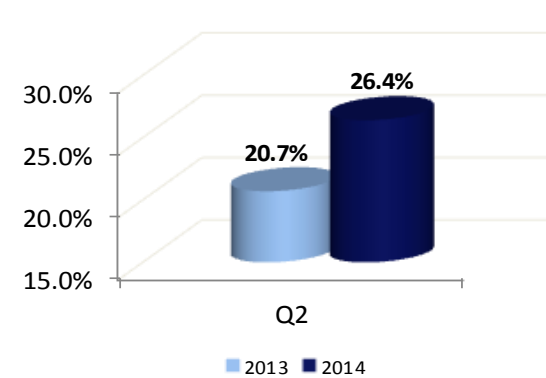
Revenue

Organic: 17% growth



Operating Margin

570 bps expansion



Q2 Revenue Mix:	
Organic	17%
Acquisition	0%
Fx	<u>2%</u>
Total	19%

Q2 Summary:

- ❑ Across the segment, outstanding operating margin improvement is due to volume leverage, productivity and a prior year charge from a facility disposal
- ❑ Dispensing growth realized from mature markets of North America and Europe, with greater penetration of X-Smart product across Asia
- ❑ Rescue has a positive outlook for the second half of the year based on large project orders, combined with new product introductions
- ❑ Band-It is seeing growth in all primary markets

Strong organic order and sales growth combined with exceptional margin expansion

Q3 2014

- EPS estimate range: \$0.83 – \$0.85
- Operating margin: ~ 20%
- Tax rate: ~ 30%

FY 2014

- EPS estimate range: \$3.50 – \$3.55
- Organic revenue growth: ~ 5% – 6%
- Operating margin: > 20%
- Minimal FX impact
- Other modeling items
 - Tax rate: ~ 29.0% – 29.5%
 - Cap Ex: ~ \$45M – \$50M
 - Free Cash Flow will be ~120% of net income
 - Continued share repurchases: ~ net 1% reduction
 - EPS estimate excludes future acquisitions and associated costs and charges

Q&A