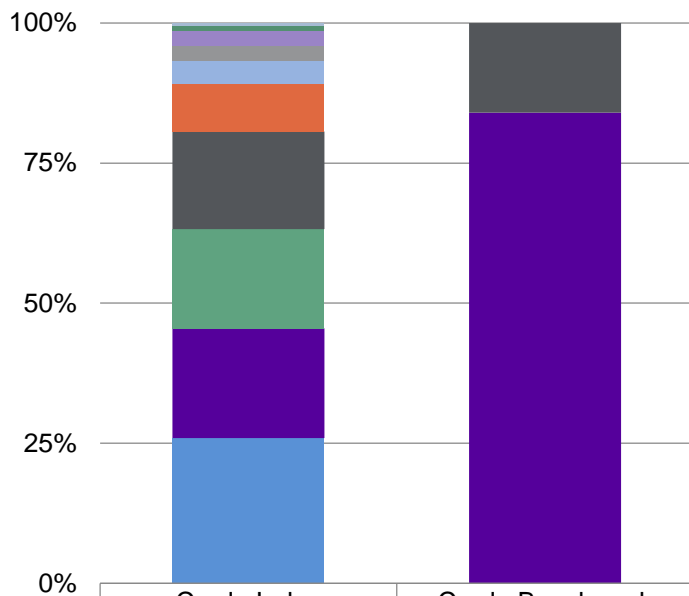
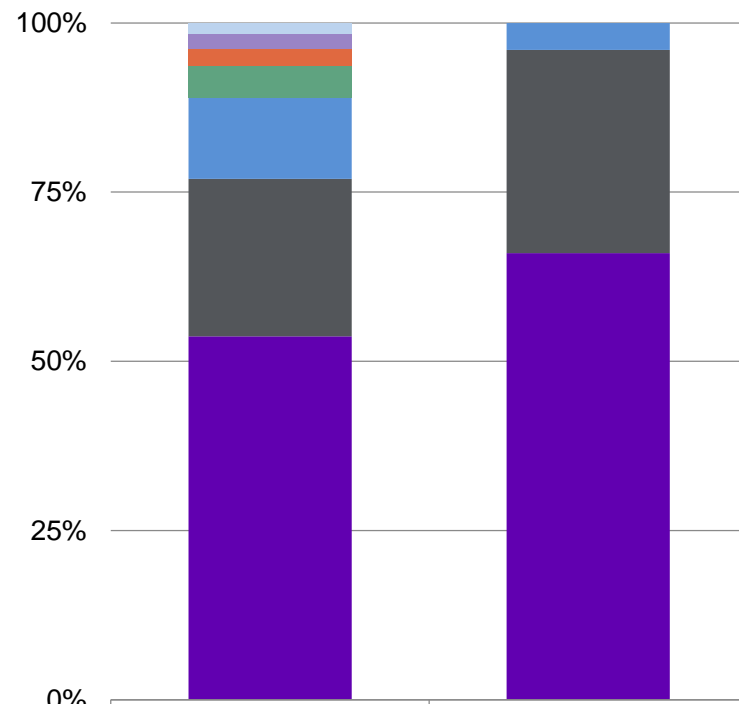


Andeavor Index

Andeavor System



	Crude Index	Crude Benchmark
Feedstock	1%	0%
Syncrude	1%	0%
WTS	3%	0%
WCS	3%	0%
Canadian Light Sweet	4%	0%
Argus Heavy Crudes	9%	0%
WTI	17%	16%
Bakken	18%	0%
ANS	20%	84%
Brent	26%	0%



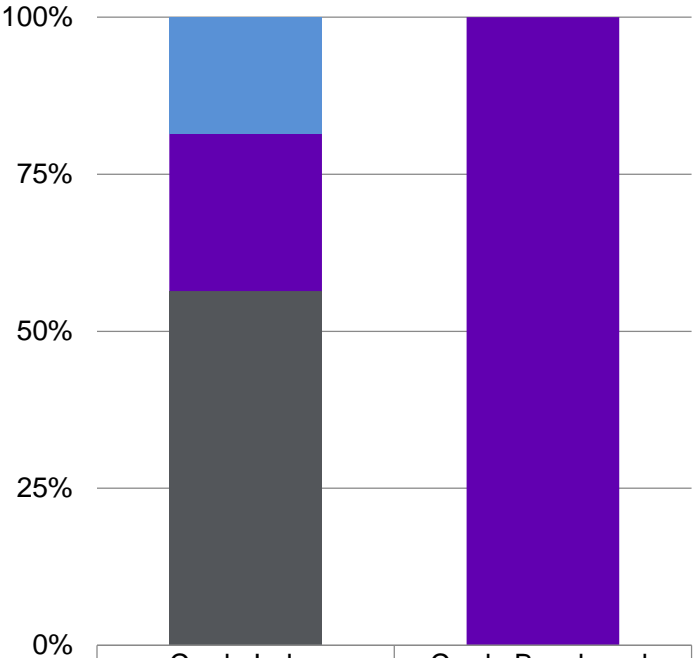
	Product Index	Product Benchmark
Asphalt	2%	0%
Coke	2%	0%
Propane	3%	0%
Fuel Oil and Other	5%	0%
Jet	12%	4%
Diesel	23%	30%
Gasoline	53%	66%

California Region

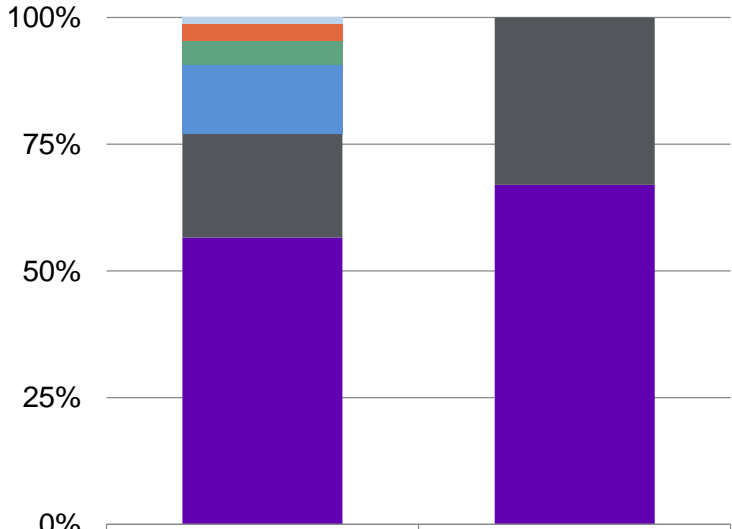


Benchmark for California Region is 3-2-1

- 3 barrels of crude are processed into:
- 2 barrels of gasoline
- 1 barrel of diesel



■ Argus Heavy Crudes	18%	0%
■ ANS	25%	100%
■ Brent	56%	0%



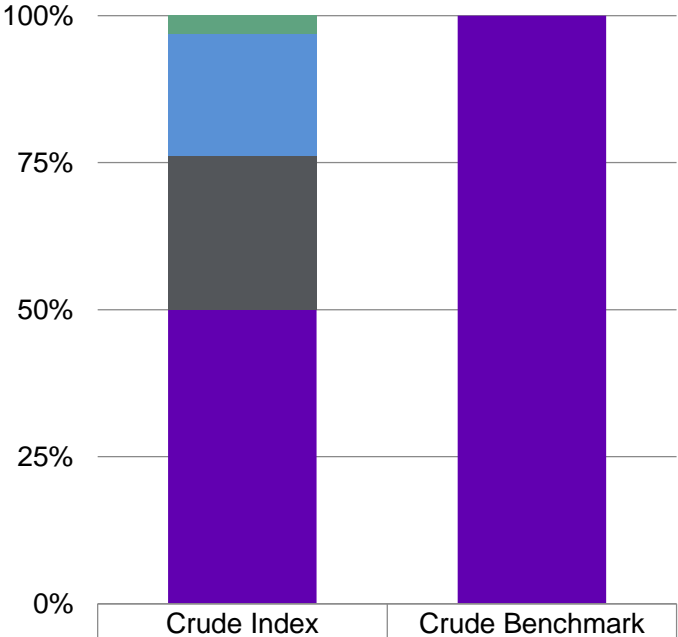
	Product Index	Product Benchmark
■ Fuel Oil and Other	1%	0%
■ Propane	3%	0%
■ Coke	5%	0%
■ Jet	14%	0%
■ Diesel	20%	33%
■ Gasoline	56%	67%

Pacific Northwest Region

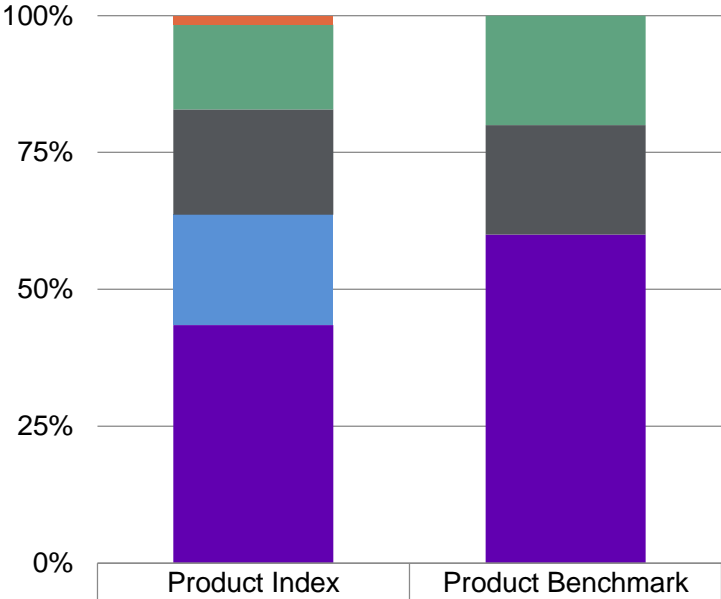


Benchmark for Pacific Northwest Region is 5-3-1-1

- 5 barrels of crude are processed into:
- 3 barrels of gasoline
- 1 barrel of diesel
- 1 barrel of jet



Feedstock	3%	0%
Bakken	21%	0%
Canadian Light Sweet	26%	0%
ANS	50%	100%



Propane	2%	0%
Diesel	15%	20%
Jet	19%	20%
Fuel Oil and Other	20%	0%
Gasoline	43%	60%

Mid-Continent Region



Benchmark for Mid-Continent Region is 3-2-1

- 3 barrels of crude are processed into:
- 2 barrels of gasoline
- 1 barrel of diesel

