

Issued May 2014 • www.tevapharm.com

CONTACT INFORMATION: Kevin Mannix | Tel: +1 (215) 591-8912 Email: kevin.mannix@tevapharm.com Ran Meir | Tel: +1 (215) 519 - 3033 Email: Ran.Meir@tevapharm.com

Company Overview

Teva Pharmaceutical Industries Ltd. (NYSE: TEVA) is a leading global pharmaceutical company, committed to increasing access to high-quality healthcare by developing, producing and marketing affordable generic drugs as well as innovative and specialty pharmaceuticals and active pharmaceutical ingredients.

Headquartered in Israel, Teva is the world's leading generic drug maker, with a global product portfolio of more than 1,000 molecules and a direct presence in approximately 60 countries. Teva's branded businesses focus on CNS, oncology, pain, respiratory and women's health therapeutic areas as well as biologics. Teva currently employs approximately 45,000 people around the world and reached \$20.3 billion in net revenues in 2013. Teva's net revenues for the first quarter of 2014 amounted to \$ 5.0 billion.

Market Data

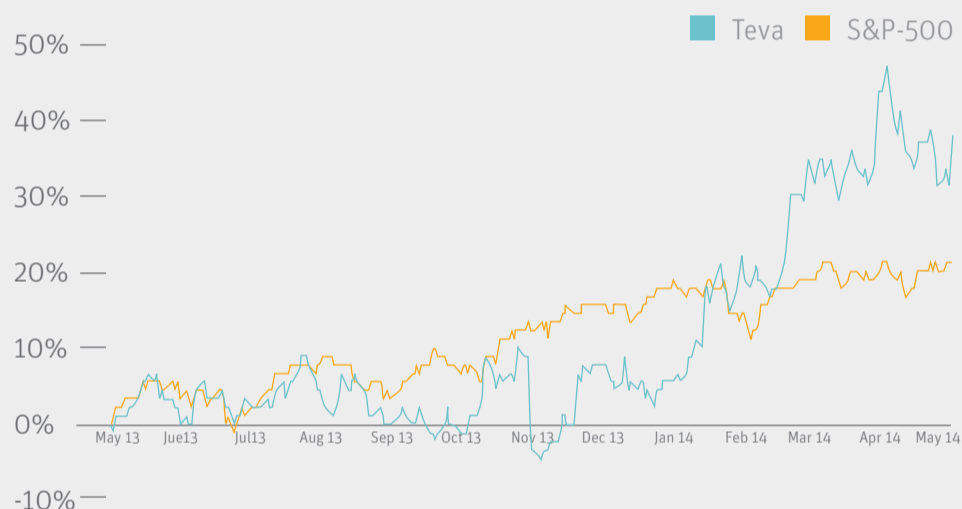
(As of May 1, 2014)

Stock Symbol	TEVA
52 Week Range	\$36.26 - \$54.70
Market Capitalization	\$42.9 billion



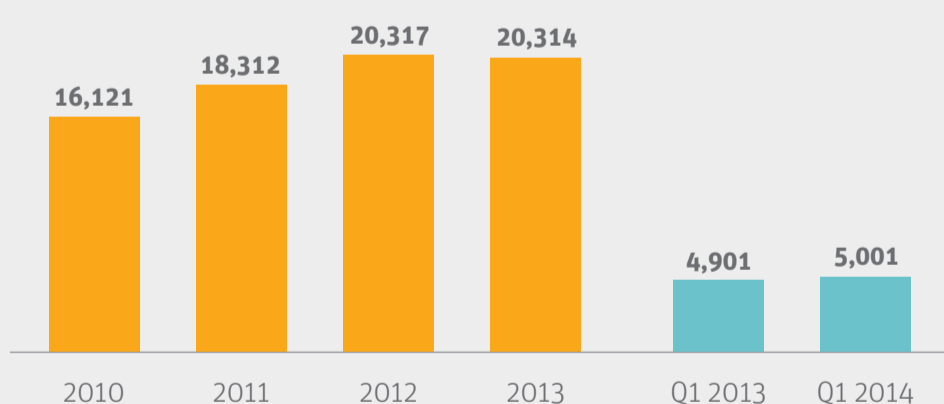
Stock Chart

(As of May 1, 2014)



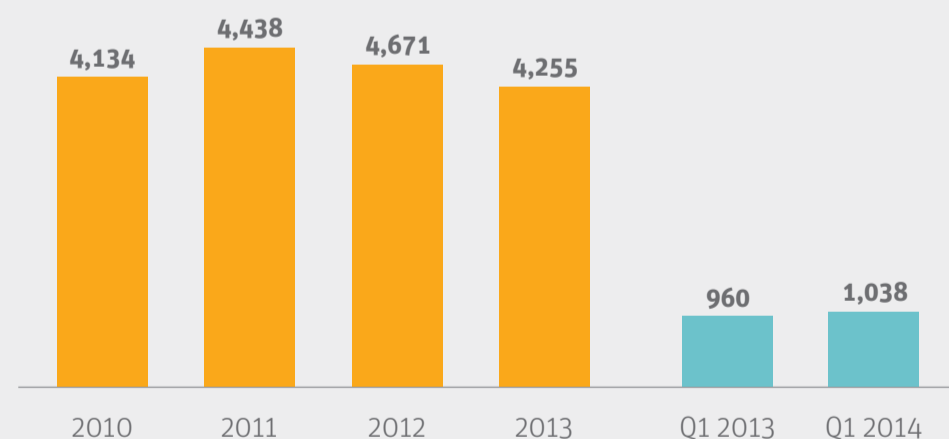
Net Revenues

(USD m)



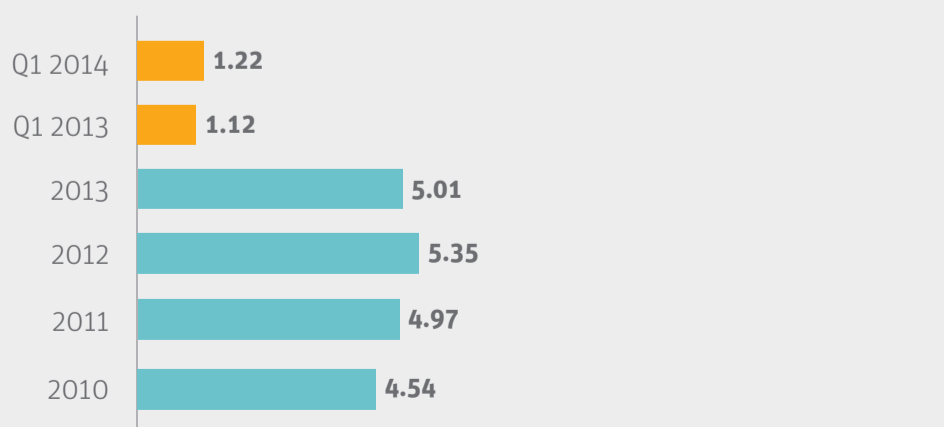
Net Income (non GAAP) ⁽¹⁾

(USD m)



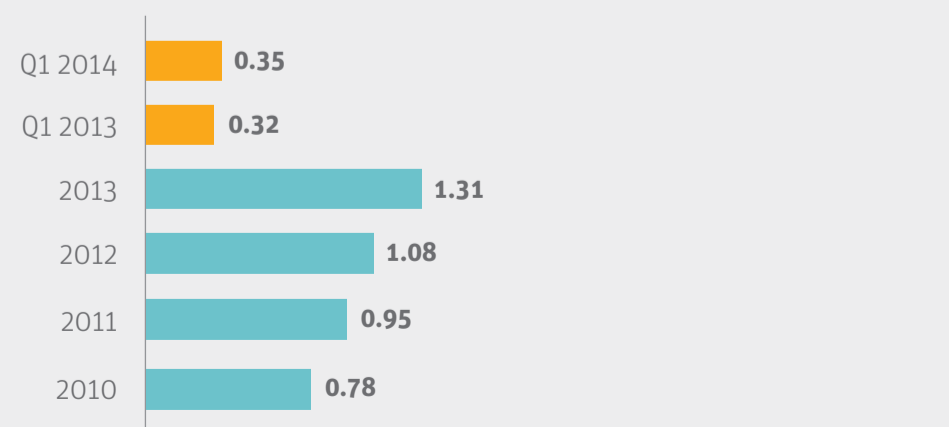
Earnings Per Share (non GAAP) ⁽¹⁾

(USD)



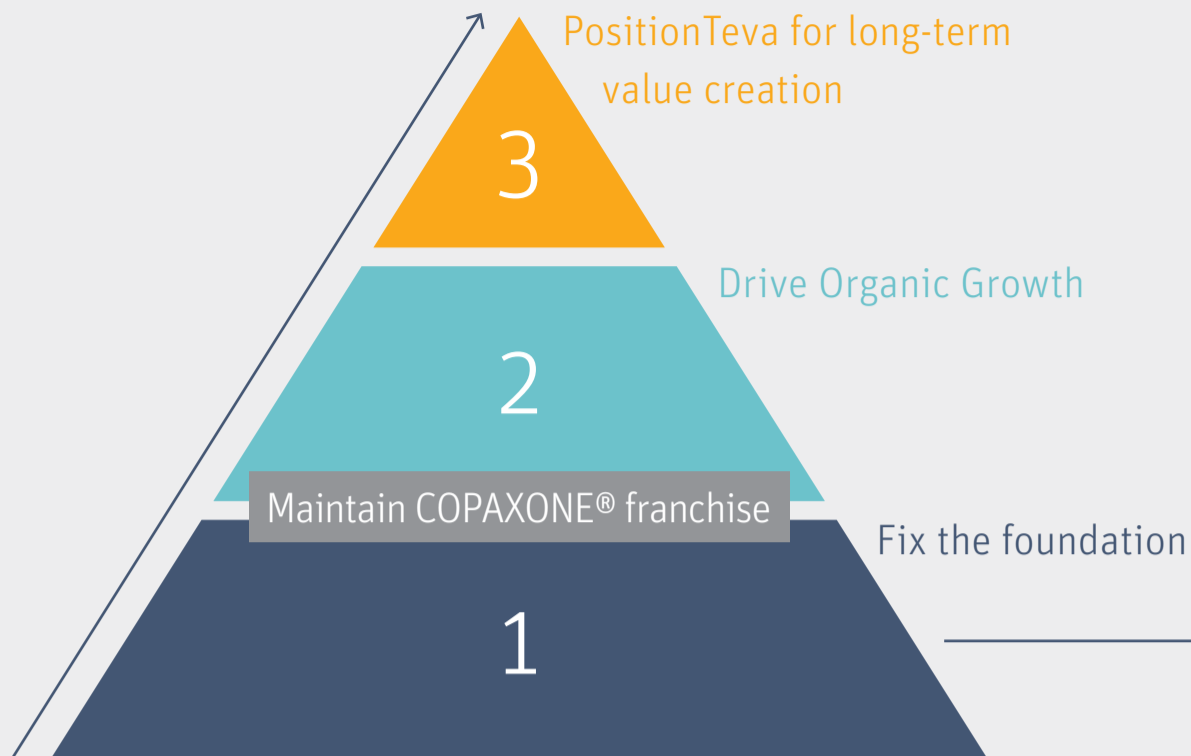
Dividends Per Share

(USD)



(1) See non GAAP reconciliation in our report for the first quarter of 2014

Teva's key focus areas for 2014

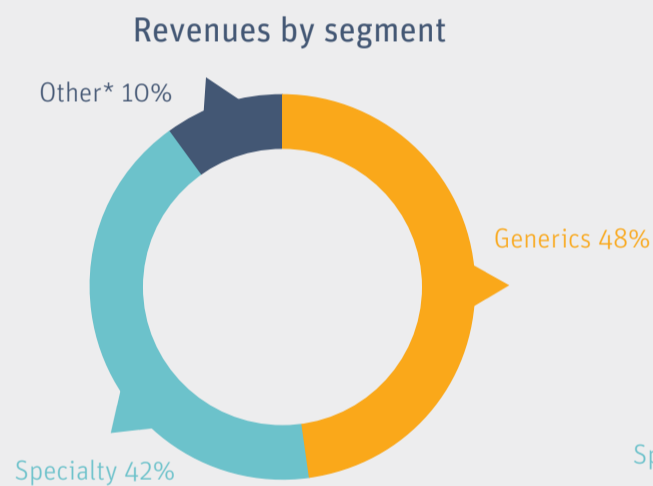
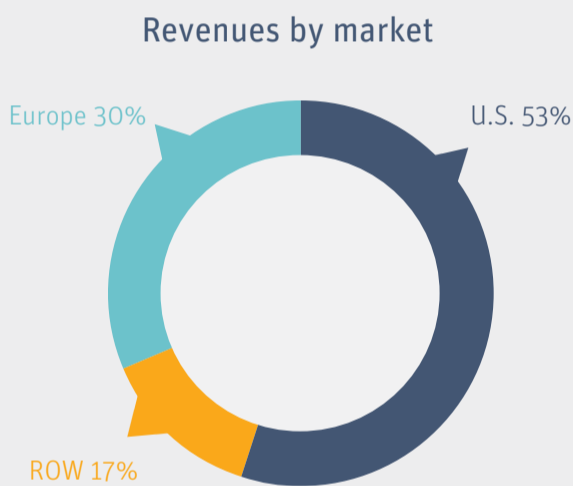


Fix the foundation of Teva

-  Deliver on our cost reduction program
-  Accelerate operational network transformation and integration
-  Strengthen our global generic leadership while improving profitability

Revenues by markets and segments

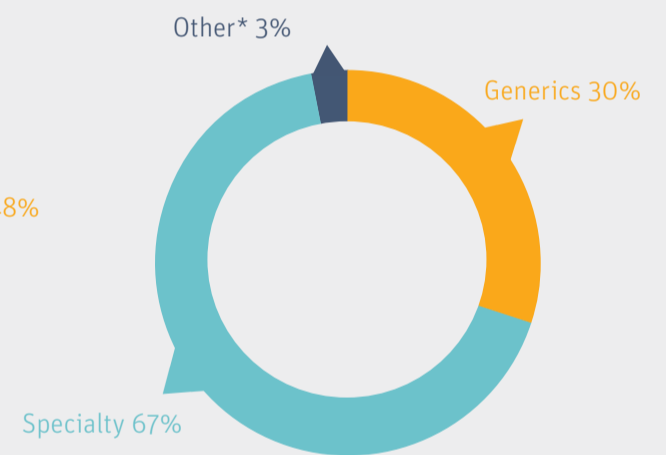
Q1 2014



* Other activities include our OTC business with P&G, distribution services primarily in Israel and Hungary, and sales of medical devices

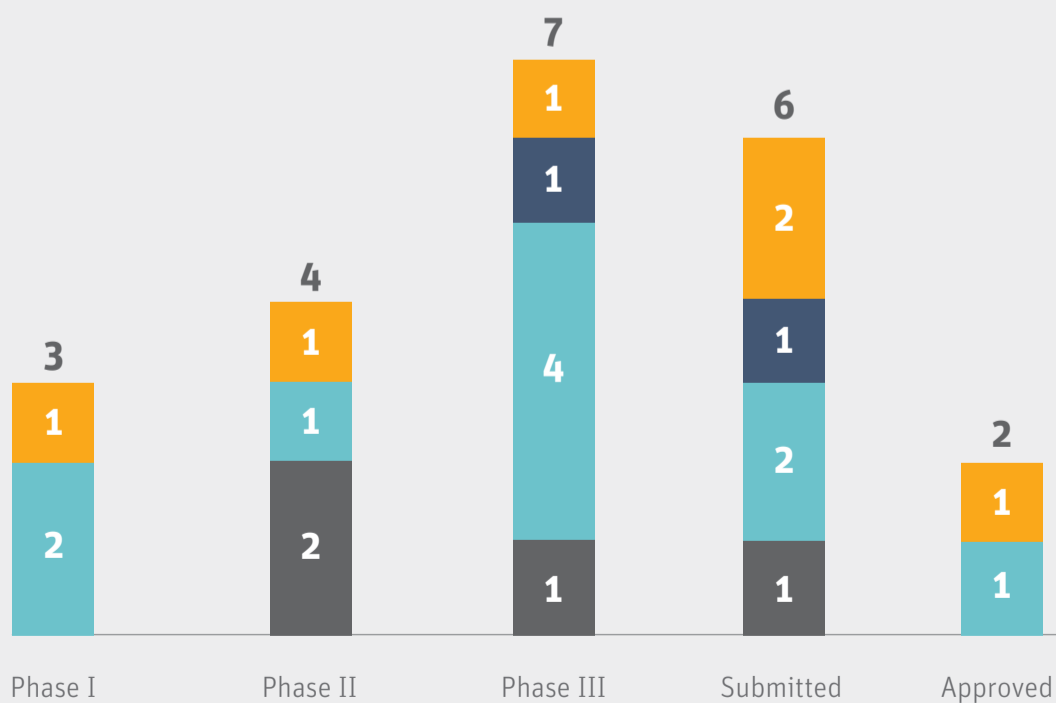
Profitability** by segment

Q1 2014



** Profitability consists of gross profit, less S&M and R&D expenses related to the segment. Segment profitability does not include G&A expenses, amortization and certain other items.

Pipeline



- 18 NTEs currently in development
- 4 products in Phase 2
- 15 products in Phase 3 through approval

CNS
 Respiratory
 Oncology
 Others