

APOLLO

COMMERCIAL REAL ESTATE FINANCE, INC. (ARI)

*Wells Fargo Securities Specialty Finance Symposium,
May 23, 2012*

Information is as of March 31, 2012 except as otherwise noted.

It should not be assumed that investments made in the future will be profitable or will equal the performance of investments in this document.

Legal Disclaimer

We make forward-looking statements in this presentation and other filings we make with the SEC within the meaning of Section 27A of the Securities Act of 1933, as amended, and Section 21E of the Securities Exchange Act of 1934, as amended, and such statements are intended to be covered by the safe harbor provided by the same. Forward-looking statements are subject to substantial risks and uncertainties, many of which are difficult to predict and are generally beyond our control. These forward-looking statements include information about possible or assumed future results of our business, financial condition, liquidity, results of operations, plans and objectives. When we use the words "believe," "expect," "anticipate," "estimate," "plan," "continue," "intend," "should," "may" or similar expressions, we intend to identify forward-looking statements. Statements regarding the following subjects, among others, may be forward-looking: our business and investment strategy; our operating results; our ability to obtain and maintain financing arrangements; the return on equity, the yield on investments and risks associated with investing in real estate assets, including changes in business conditions and the general economy.

The forward-looking statements are based on our beliefs, assumptions and expectations of our future performance, taking into account all information currently available to us. Forward-looking statements are not predictions of future events. These beliefs, assumptions and expectations can change as a result of many possible events or factors, not all of which are known to us. Some of these factors are described under "Risk Factors," and "Management's Discussion and Analysis of Financial Condition and Results of Operations" as included in ARI's Annual Report on Form 10-K for the fiscal year ended December 31, 2011. If a change occurs, our business, financial condition, liquidity and results of operations may vary materially from those expressed in our forward-looking statements. Any forward-looking statement speaks only as of the date on which it is made. New risks and uncertainties arise over time, and it is not possible for us to predict those events or how they may affect us. Except as required by law, we are not obligated to, and do not intend to, update or revise any forward-looking statements, whether as a result of new information, future events or otherwise.

This presentation may contain statistics and other data that in some cases has been obtained from or compiled from information made available by third-party service providers.

Company Overview

Ticker Symbol	NYSE: ARI
IPO	September, 2009
Structure	Commercial Mortgage REIT
Investments	Senior and subordinate commercial mortgage loans, investment grade commercial mortgage backed securities (CMBS) and other performing real estate debt investments
Manager	Externally managed by ACREFI Management, LLC (the "Manager"), an indirect subsidiary of Apollo Global Management (NYSE:APO)
Management Fee	1.5% of net equity
Dividend Per Share ⁽¹⁾	\$1.60
Dividend Yield ⁽²⁾	9.9%

(1) Current dividend per share of \$0.40 annualized.

(2) Based upon the annualized current dividend per share and ARI's closing share price of \$16.22 on May 8, 2012.

Investment Highlights

- Opportune time for CRE debt investment
 - \$950 billion of commercial mortgage debt will mature over the next three years in the U.S.⁽¹⁾
 - Attractive investment opportunities for participants with capital

- Experienced management team with extensive relationships across the U.S.
 - Joe Azrack – Chairman; Stuart Rothstein – CEO and CFO; Scott Weiner – CIO
 - Long-standing relationships with global investment banks, insurance companies and CRE owners

- Stable investment portfolio with amortized cost basis of \$666 million
 - Weighted average IRR of approximately 14.7%⁽²⁾
 - Weighted average duration of 2.8 years
 - Investments diversified by geographic region and underlying property type

- Strong sponsorship from Apollo Global Management
 - Over \$86 billion of AUM at March 31, 2012
 - Ability to leverage off of infrastructure and relationships

(1) Source: Trepp, LLC

(2) The internal rate of return ("IRR") reflects the returns underwritten by the Manager, calculated on a weighted average basis assuming no dispositions, early prepayments or defaults but assumes extensions as well as the cost of borrowings and derivative instruments under the Company's master repurchase agreement with Wells Fargo Bank, N.A. ("Wells Facility"). There can be no assurance the actual IRRs will equal the underwritten IRRs shown. See "Risk Factors" in the Company's Annual Report on Form 10-K for the year ended December 31, 2011 for a discussion of some of the factors that could adversely impact the returns received by the Company from the investments over time.

State of the Market

- Balance sheet lenders
 - Select banks very aggressive on pricing but not on proceeds
 - Insurance companies continue to originate record volume

- Conduit market starting to heat up
 - Certain participants re-entering the business
 - Risk-on mentality

- Mezzanine markets very active
 - Bifurcation of mezzanine loans – opportunities in both the lower yielding senior market and the higher yielding subordinate/preferred equity market

- Opportune environment for participants with capital to provide CRE debt financing

Portfolio Overview

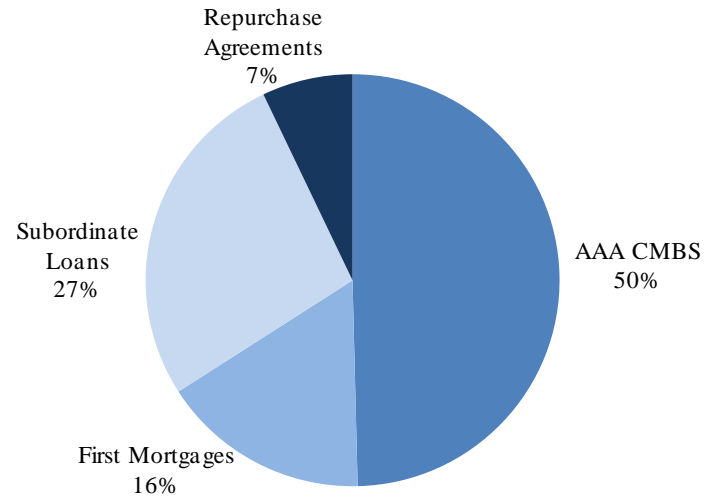
Asset Type (\$000s)	Amortized Cost	Borrowings	Equity at Cost	Remaining Weighted Average Life (years) ⁽¹⁾	Weighted Average IRR ⁽²⁾⁽³⁾
First Mortgage Loans ⁽²⁾	\$108,817	\$68,607	\$40,210	2.4	17.8%
Subordinate Loans	179,336	-	179,336	5.5	13.9%
Repurchase Agreements	47,439	-	47,439	2.0	13.7%
AAA CMBS	330,413	286,650	43,763	1.5	16.1%
Investments at March 31, 2012	\$666,005	\$355,257	\$310,748	2.8 Years	14.7%

As of March 31, 2012.

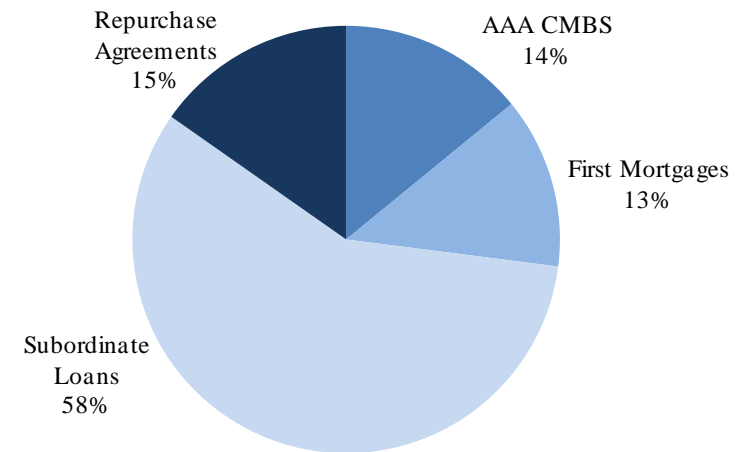
- (1) Remaining Weighted Average Life assumes all extension options are exercised.
- (2) Borrowings under the Company's master repurchase facility with JPMorgan bear interest at LIBOR plus 300 basis points, or 3.2% at March 31, 2012. The IRR calculation further assumes the JPM repurchase facility will remain available over the life of these investments.
- (3) The IRR for the investments shown in the above table reflect the returns underwritten by the Manager, calculated on a weighted average basis assuming no dispositions, early prepayments or defaults but assumes extensions as well as the cost of borrowings and derivative instruments under the Wells Facility. There can be no assurance the actual IRRs will equal the underwritten IRRs shown in the table. See "Risk Factors" in the Company's Annual Report on Form 10-K for the year ended December 31, 2011 for a discussion of some of the factors that could adversely impact the returns received by the Company from the investments shown in the table over time.

Portfolio Diversification

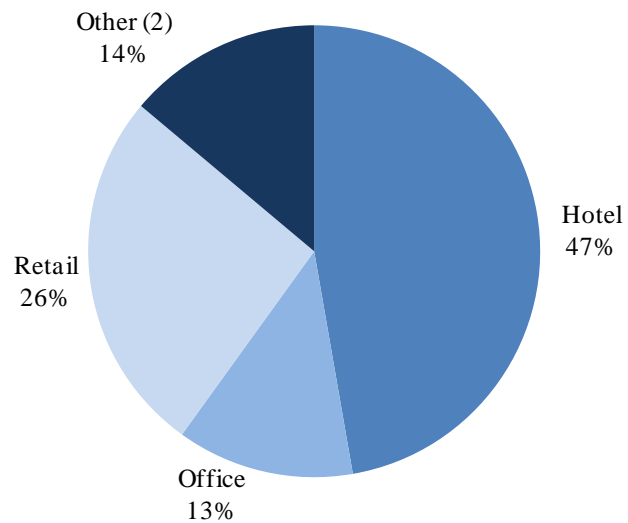
Gross Assets at Amortized Cost Basis



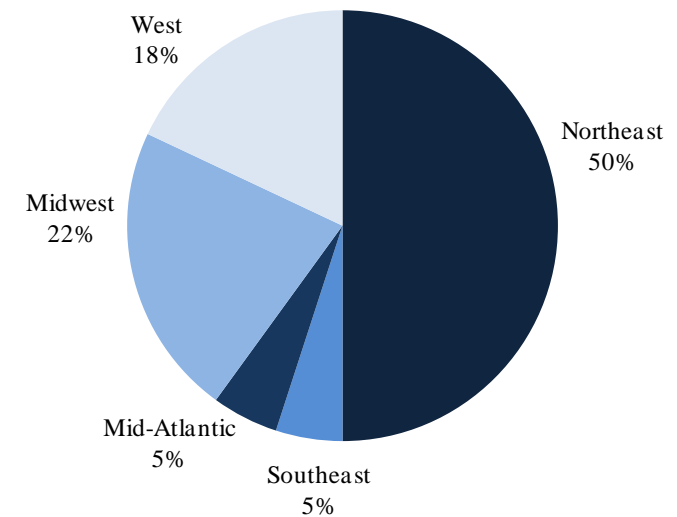
Net Invested Equity at Amortized Cost Basis



Loan Portfolio - Property Type by Net Equity⁽¹⁾



Loan Portfolio - Geographic Diversification by Net Equity⁽¹⁾



(1) Does not include CMBS or repurchase agreement investment secured by CDO bond.

(2) Other category includes the subordinate financing on a ski resort.

Recent Financial Highlights

- Operating Earnings for the quarter ended March 31, 2012 of \$8.8 million, or \$0.42 per diluted common share⁽¹⁾
 - A per share increase of 45% as compared with Operating Earnings per share for the same period in 2011
 - Total expenses of \$3.3 million, comprised of management fees of \$1.3 million, G&A of \$0.9 million and non-cash, stock based compensation of \$1.1 million

- Declared a dividend of \$0.40 per share of common stock for the quarter ended June 30, 2012
 - 9.9% annualized dividend yield based on \$16.22 closing price on May 8, 2012
 - Eighth consecutive quarter of \$0.40 dividend level

- GAAP book value of \$16.46 per share as of March 31, 2012
 - ARI closed at \$16.22 on May 8, 2012 or at a 1.5% discount to book value per share
 - Fair value of \$17.04 per share as of March 31, 2012⁽²⁾

(1) Operating Earnings is a non-GAAP financial measure that is used to approximate cash available for distribution and is defined by the Company as net income, computed in accordance with GAAP, adjusted for (i) non-cash equity compensation expense and (ii) any unrealized gains or losses or other non-cash items included in net income. Please see our Q1 2012 earnings release dated May 3, 2012 for a reconciliation of operating earnings and operating earnings per diluted common share to GAAP net income and GAAP net income per diluted common share.


(2) The Company carries loans at amortized cost and its CMBS securities are marked to market. Management has estimated that the fair value of the Company's financial assets at March 31, 2012 was approximately \$11.9 million greater than the carrying value of the Company's investment portfolio as of the same date. This represents a premium of \$0.58 per share over the Company's GAAP book value as of March 31, 2012.

Recent Investments

- Mezzanine Loan – New York City Hotel
 - \$15 million mezzanine loan on a 165-room hotel and commercial space in New York, NY; Underwritten IRR of approximately 14.0%⁽¹⁾
 - Pricing – 12.0%; Origination Fee – 1.0%; Extension Fee – 0.5%; Exit Fee – 1.5%
 - LTV – 63%; Loan Amount - \$484,000/key; Term – 3 years (2 yrs. initial term; 1 one-year extension)

- Mezzanine Loan – New York City Hotel
 - \$15 million mezzanine loan on a 226-room hotel in New York, NY; Underwritten IRR of approximately 12.8%⁽¹⁾
 - Pricing – L+11.0%; LIBOR Floor – 0.5%; Extension Fee – 0.5% for second extension
 - LTV – 65%; Loan Amount - \$310,000/key; Term – 4 years (2 yrs. initial term, 2 one-year extensions)

- Senior Sub-Participation Interests in First Mortgage Loan – Boston Waterfront
 - Aggregate face value of \$23.8 million⁽²⁾ secured by 20 acres of land in the South Boston Waterfront District, which is entitled for over 5.8 million buildable square feet and is currently used as parking with approximately 3,325 spaces
 - Aggregate purchase price - \$17.8 million (75% of face value); Underwritten IRR of approximately 21.9%, after the payment of expenses⁽¹⁾
 - Initial maturity - 12/31/12; Upon repayment of \$33 million of the first mortgage loan (of which ARI will receive its pro-rata share) and payment of 0.5% extension fee, the maturity can be extended through 12/31/2013



(1) The IRR for the investments listed reflect the returns underwritten by the Manager, calculated on a weighted average basis assuming no dispositions, early prepayments or defaults but assumes extensions as well as the cost of borrowings and derivative instruments under the Wells Facility. There can be no assurance the actual IRRs will equal the underwritten IRRs shown. See "Risk Factors" in the Company's Annual Report on Form 10-K for the year ended December 31, 2011 for a discussion of some of the factors that could adversely impact the returns received by the Company from the investments over time.

(2) Part of a \$120 million first mortgage loan.

ARI – Strategic Focus and Opportunities

- Remain fully invested
 - Address expected CMBS re-payment
 - 2012 first mortgage maturity
- Extend portfolio duration
- Expand first call relationships with insurance companies
- Focus on subordinate debt financings